

2016 BIG 12
BASEBALL



BIG 12 CONFERENCE

BIG12SPORTS.COM • [@BIG12CONFERENCE](https://twitter.com/BIG12CONFERENCE) • [#BIG12BSB](https://twitter.com/BIG12BSB)





2016 PHILLIPS 66
BIG 12 BASEBALL CHAMPIONSHIP
 Chickasaw Bricktown Ballpark • Oklahoma City

WEDNESDAY, MAY 25

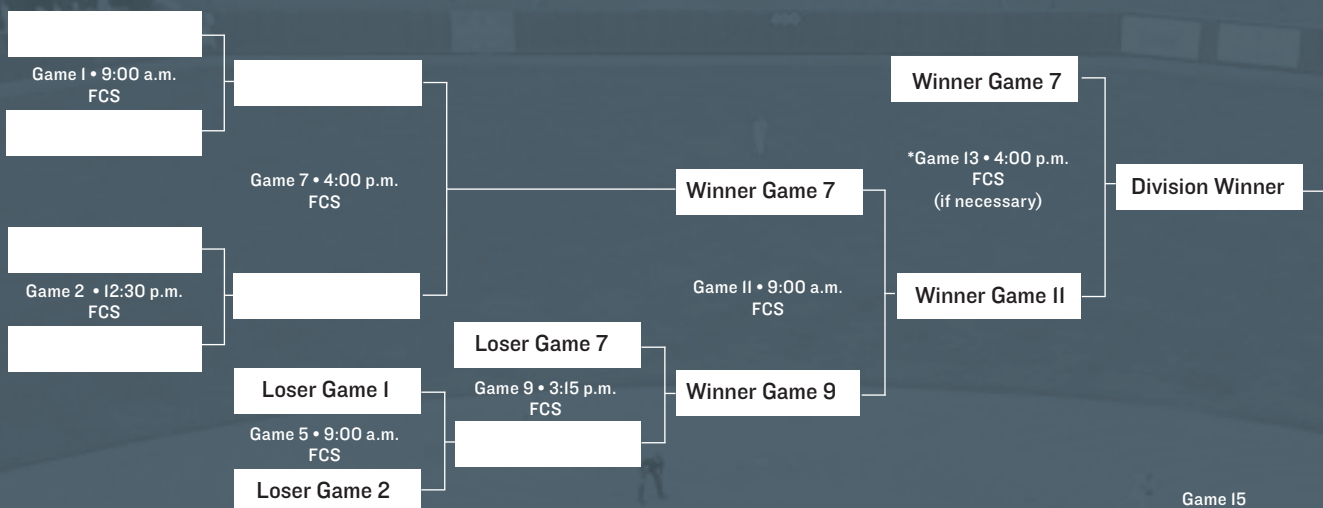
THURSDAY, MAY 26

FRIDAY, MAY 27

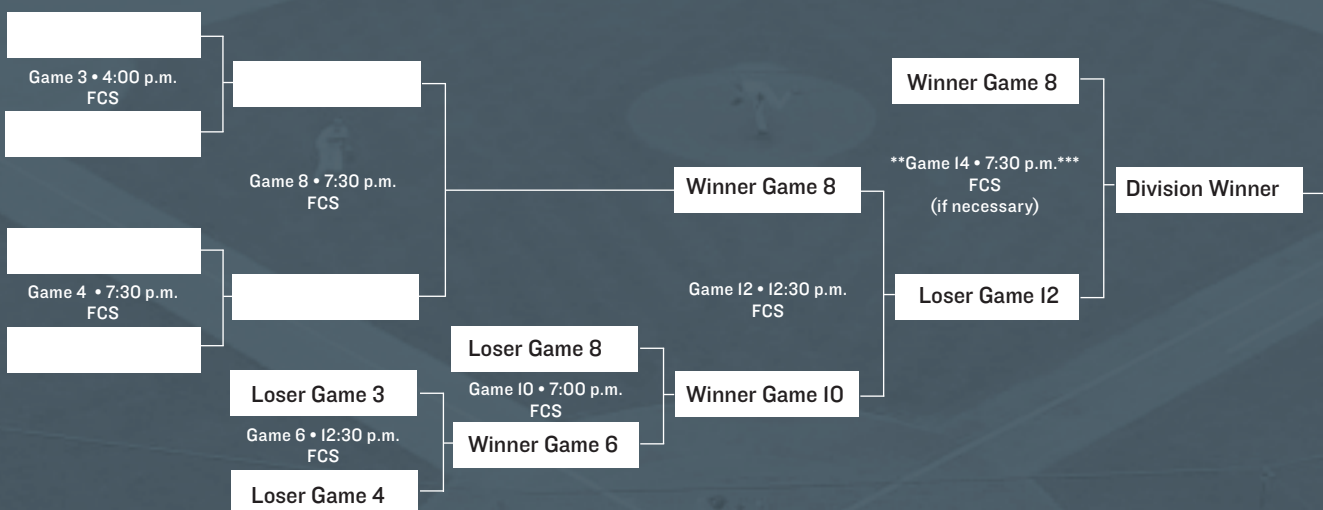
SATURDAY, MAY 28

SUNDAY, MAY 29

DIVISION ONE



DIVISION TWO



BIG 12 CHAMPION

All times Central.

Day One matchups will feature: Division One: Seeds 4 vs. 5, 1 vs. 8 • Division Two: Seeds 3 vs. 6, 2 vs. 7

*Game 13 will be necessary if the winner of Game 9 also wins Game 11.

**Game 14 will be necessary if the winner of Game 10 also wins Game 12.

***If Game 13 is unnecessary, Game 14 will be played at 4 p.m. rather than 7:30 p.m.

Note: If both bracket winners are undefeated after Game 12, Games 13 & 14 will not be played and the two undefeated teams will play in the championship game on Sunday.

#Big12BSB

BIG 12 CONFERENCE

400 East John Carpenter Freeway
 Irving, Texas 75062
 469-524-1000
 Big12Sports.com / @Big12Conference / #Big12BSB

Commissioner.....	Bob Bowsby
Deputy Commissioner	Tim Weiser
Senior Associate Commissioner	Tim Allen
Senior Associate Commissioner	Dru Hancock
Senior Associate Commissioner - Football	Edward Stewart
Associate Commissioner - Communications	Bob Burda
Associate Commissioner - Championships.....	Dayna Scherf
Associate Commissioner -	
Men's Basketball & Game Management	John Underwood
Chief Financial Officer	Steve Pace
Assistant Commissioner - Compliance.....	Keri Boyce
Assistant Commissioner - Events & Human Resources	Brad Clements
Assistant Commissioner - Governance/Academics.....	David Flores
Director of Communications	Rob Carolla
Director of Video Services	Sean Hollister
Director of Social Media.....	Laura Rasmussen
Associate Director of Communications.....	Joni Lehmann
Controller.....	Neesha Quinn
Assistant Director of Championships.....	Maria Huggins
Assistant Director of Compliance and Governance	Jessica Hamm
Digital Media Coordinator	Kiron Andersen
Coordinator of Live Events, Technology and Video Services	Bret Ayers
Executive Assistant to the Commissioner/	
Manager of Executive Affairs	Melanie Ellis
Administrative Assistant	Regina Everett
Administrative Assistant	Tracy Hunt
Administrative Assistant	Christina Monjarraz
Administrative Assistant	Valerie Rocha
Will Hancock Communications Assistant	Lance Gottardy
Will Hancock Communications Assistant	Melissa Katz
Digital Assistant	Mitch Gerber
Championships Assistant.....	Bridget O'Connell

TABLE OF CONTENTS

Big 12 Information

2016 Phillips 66 Big 12 Baseball Championship Bracket	IFC
Big 12 Media Services	2-3
Big 12 Conference Biography	4
Big 12 Championships.....	5
Big 12 Championship Information	6
NCAA Championship/College World Series	7
Conference Notebook.....	8
Composite Schedule	9-13
Conference Staff/Quick Facts/Sportsmanship Statement	14

The Teams

Baylor Bears	15-17
Quick Facts/Schedule.....	15
Rosters/Coaching Information.....	16
2014 Statistics & Results	17
Kansas Jayhawks	18-20
Kansas State Wildcats.....	21-23
Oklahoma Sooners.....	24-26
Oklahoma State Cowboys	27-29
TCU Horned Frogs	30-32
Texas Longhorns.....	33-35
Texas Tech Red Raiders	36-38
West Virginia Mountaineers.....	39-41

2015 Season Review

Final Standings	42
Team & Individual Statistics - All Games	42-44
Team & Individual Highs - All Games	45
Team & Individual Statistics - Conference Games	46-48
Team & Individual Highs - Conference Games	48-49
Big 12 Championship Results.....	49
All-Big 12 Awards	49
NCAA Statistical Rankings.....	50

Record Book & History

Year-by-Year Standings.....	51-54
Preseason Big 12 Coaches' Polls.....	55
Annual Statistical Leaders	56-59
Career Records	60-61
Game & Season Records.....	61-65
Postseason Championship History.....	65
Championship Results.....	66-69
Championship Records & Superlatives	70-74
Big 12 Awards & Individual Honors.....	76
All-Big 12 Team Honors.....	76-82
All-Big 12 Selections by School	83
All-Time Conference Standings, Season Superlatives.....	83
Weekly Awards.....	84-87
Weekly Award Records.....	87-88
Academic All-Big 12 Teams.....	89-95
Coaching Records.....	96
Big 12 in National Attendance Rankings	97
National Statistical Leaders/RPI History	98
National Rankings.....	99-100
NCAA Championship Appearances & Records	101-103
NCAA Championship Results.....	104-108
Postseason Honors/National Awards.....	109
All-America Selections	110-112
Big 12 in the MLB Draft.....	113-120

CREDITS

The 2016 Big 12 Baseball Media Guide is a publication of the Big 12 communications staff using InDesign CS5.5, Photoshop CS5.5 and Microsoft Word.

Editor: Laura Rasmussen

Page Layout & Design: Laura Rasmussen

Editorial Assistance: Rob Carolla, Lance Gottardy, Melissa Katz

Photo Credits: Scott Weaver Photography, NCAA and school media relations offices

Cover layout/design: LDWW Group - Dallas, Texas

Printing: Provident Print Consulting

Special Thanks: The Big 12 would like to thank Brian Jeske, Dave Mateer and the school communications staffs for their valuable assistance and cooperation in producing this publication.



BIG 12 COMMUNICATIONS STAFF

Bob Burda, Associate Commissioner - Communications
Office Direct.....469/524-1007
Email.....bob@big12sports.com

Rob Carolla, Director of Communications
Office Direct.....469/524-1011
Email.....rcarolla@big12sports.com

Laura Rasmussen, Director of Social Media/Baseball Contact
Office Direct.....469/524-1009
Email.....lrasmussen@big12sports.com

Joni Lehmann, Associate Director of Communications
Office Direct.....469/524-1022
Email.....joni@big12sports.com

Lance Gottardy, Will Hancock Communications Assistant
Office Direct..... 469/524-1040
Email.....lgottardy@big12sports.com

Melissa Katz, Will Hancock Communications Assistant
Office Direct..... 469/524-1040
Email.....mkatz@big12sports.com

BIG 12 DIGITAL STAFF

Kiron Andersen, Digital Media Coordinator
Office Direct.....469/524-1033
Email..... kiron@big12sports.com

Mitch Gerber, Digital Assistant
Office Direct.....469/524-1038
Email.....mgerber@big12sports.com



Bob Burda



Rob Carolla



Joni Lehmann



Laura Rasmussen



Lance Gottardy



Melissa Katz

BIG 12 WEEKLY RELEASE

The Big 12 will update a media release, including conference notes, results and more throughout the season. Complete league statistics, in addition to team-by-team stats for all nine baseball squads, will be updated via the conference website as well.

PHILLIPS 66 BIG 12 WEEKLY AWARDS

A Big 12 Player, Pitcher and Newcomer of the Week will be chosen each Monday, beginning February 22. Nominations are submitted by school communications offices and winners are selected by a panel of radio members who cover the league on a regular basis.

BIG 12 WEEKLY SHOWS

The Big 12 boasts two over-the-air weekly magazine-style shows. Each program is a 30-minute promotion of the league, with features on student-athletes, coaches, teams and conference championships. Big 12 Showcase returns for its 20th season on FOX Sports regional affiliates and has been produced by Keith Fletcher each of those years. Erin Hartigan handles hosting duties. Big 12 This Week presented by Dr Pepper will be back for its seventh season and is televised on ESPNU. The show is produced by Joe Carmody with Chad McKee as the primary host.

CHAMPIONSHIPS CREDENTIALS

Media credentials for the 2016 Phillips 66 Big 12 Baseball Championship are authorized and issued by the Conference office. An online credential system, provided through an agreement with Sports Systems Services, Inc., is the only method to submit requests. The credential system will be made available during the month of April.

POSTSEASON AWARDS

The Big 12 presents the only official all-conference awards at the end of the regular season. Major award winners are chosen, along with the All-Big 12 teams. Each Big 12 head coach votes on the squads and is not permitted to vote for his own players. The awards will be announced in May prior to the Phillips 66 Big 12 Baseball Championship. Academic All-Big 12 teams are also chosen in baseball and will be announced prior to the postseason.

BIG 12 BASEBALL ON TV

The Big 12 along with the league's television partners, FOX and ESPN, select several league contests during the regular season for broadcast on FOX and ESPN platforms.

BIG12SPORTS.COM

The Big 12 Conference maintains its website at Big12Sports.com. Complete information on the league and the member schools is available.

The site boasts original content from throughout the Conference along with several video broadcasts and features. In baseball, condensed game highlights of selected contests will be available via the Big 12 Digital Network. Many parts of the Big 12 Digital Network - including video - are also available via an application on various mobile platforms (iPhone, iPad, Android). Comprehensive coverage of the 2016 Phillips 66 Big 12 Baseball Championship in May is also available.

In baseball, scores throughout the league, standings and box scores are updated as games are final. Big 12 conference and team statistics are updated no later than the following morning, with weekly award winners posted each Monday. An archive of conference and team-by-team statistics for every season in league history is included as well.

Media can access Acrobat PDF files of the weekly release, statistics, team-by-team statistics and the conference media guide on the website.

BIG 12 SOCIAL MEDIA

The Big 12 also maintains a presence on Facebook (facebook.com/Big12), Twitter (@Big12Conference), Instagram (@Big12Conference) and YouTube (youtube.com/Big12Conference). Regular updates are posted, including selected game updates and other conference-related information.

The official hashtag for Big 12 Baseball and the 2016 Phillips 66 Big 12 Baseball Championship is #Big12BSB.

This season, seven regular season games will be featured, while the Phillips 66 Big 12 Baseball Championship will be shown in its entirety. For the fourth straight year, all contests leading up to Sunday's championship game will be televised on FOX College Sports (FCS) with the finale set for 1 p.m. CT on FOX Sports regional channels.

Additional television appearances are made throughout the season through institutional third-tier arrangements. In 2015, over 40 conference games for Baylor, K-State, Oklahoma, TCU and Texas Tech were carried on multiple FOX Sports regional channels, including most Big 12 home contests for each team. All Texas Big 12 home games were available on the Longhorn Network/WatchESPN, while every home conference series for Kansas was streamed on ESPN3. Additionally, Oklahoma State and West Virginia Big 12 home series are available through institutional online streams.

BIG 12 BASEBALL ON THE RADIO

School	Station	Frequency
Baylor	KRZI	1660AM
Kansas	KLWN	1320 AM
Kansas State	KMAN	1350 AM
Oklahoma	KREF	1400AM/98.5 FM
Oklahoma State	KSPI	93.7 FM/780 AM
TCU	KTCU	88.7 FM
Texas	KTXK	104.9 FM
Texas Tech	KTTU	97.3 FM
West Virginia	WMMN	920 AM

TRADEMARKS & SPONSORSHIP

Big 12, Big 12 Conference and the Big 12 logo are registered trademarks and use of these trademarks without prior approval of the Big 12 is prohibited. All requests for use of the Big 12 logo - except standard and customary media uses - must be made through Collegiate Licensing Company (Ryan Moss, 770-799-3249). For Big 12 marketing and sponsorship opportunities, please contact ESPN Events' Scott Pomeroy (704-973-5083).

BIG 12 ... AS EASY AS 1 - 2

When referring to the Big 12 Conference, please remember the conference name should be written as follows:
Big 12 Big 12 Conference

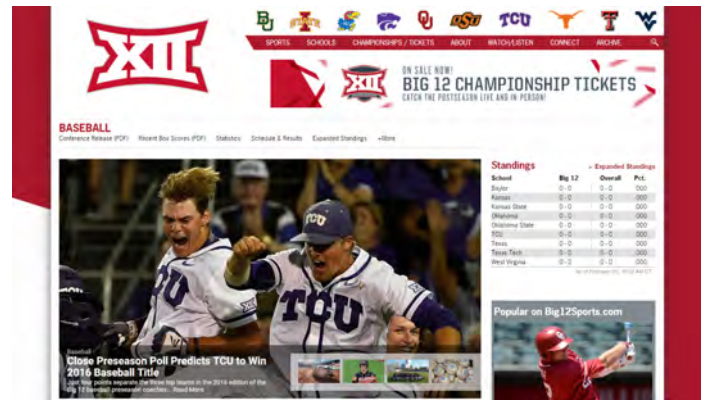
The following should **NEVER** be used when referencing the Big 12:
Big XII Big Twelve

COMMENTS ON UMPIRING

The Big 12 Conference's Principles and Standards of Sportsmanship reads in part: Coaches, student-athletes and administrators shall not make public comments about officiating. The Commissioner shall review all public comments regarding officiating and shall assess appropriate penalties.

STAY CONNECTED

For complete coverage of Big 12 baseball, visit the conference's baseball specific page on Big12Sports.com for standings, statistics, news and more, along with Big 12 baseball social media accounts.



[FACEBOOK.COM/BIG 12](https://www.facebook.com/big12)



[@BIG12CONFERENCE](https://twitter.com/big12conference)



[@BIG12CONFERENCE](https://www.instagram.com/big12conference)

#BIG12BSB SOCIAL MEDIA ACCOUNTS

	TWITTER	INSTAGRAM
Baylor:	@BaylorBaseball	@baylorbaseball
Kansas:	@KUbaseball	@kubaseball
Kansas State:	@KStateSports @kstate_gameday	@kstatesports
Oklahoma:	@OU_Baseball	@ou_baseball
Oklahoma State:	@OSUBaseball	@osubaseball
TCU:	@TCU_Baseball	@tcubaseball
Texas:	@Texas_Baseball	@utexasbaseball
Texas Tech:	@TTU_Baseball	@ttu_baseball
West Virginia:	@WVUbaseball	@wvubaseball

BIG 12 BASEBALL COMMUNICATIONS CONTACTS

	CONTACT	OFFICE PHONE	CELL PHONE	EMAIL
Big 12 Conference	Laura Rasmussen	469-524-1009	505/350-4448	lrasrussen@big12sports.com
Baylor	Zach Peters	254/710-3784	254/749-0712	zach_peters@baylor.edu
Kansas	D.J. Haurin	785/864-3575	785/312-2836	dhaurin@ku.edu
Kansas State	Chris Kutz	785/532-7976	785/307-5931	ckutz@kstatesports.com
Oklahoma	Brendan Flynn	405/325-6449	405/596-9264	brendan.flynn@ou.edu
Oklahoma State	Wade McWhorter	405/744-7853	405/612-5240	wade.mcwhorter@okstate.edu
TCU	Brandie Davidson	817/257-7479	817/343-2050	b.i.davidson@tcu.edu
Texas	Carli Todd	512/232-2078	732/606-3915	carli.todd@athletics.utexas.edu
Texas Tech	Matt Dowdy	806/834-4529	806/928-5190	matthew.dowdy@ttu.edu
West Virginia	Charlie Healy	304/293-2821	304/692-9140	charles.healy@mail.wvu.edu

The Big 12 celebrates its 20th year in 2015-16 as it continues to promote the strength and success of one of the nation's premier athletic conferences under the direction of fourth-year commissioner Bob Bowlsby.

TCU and West Virginia joined the league on July 1, 2012 and became the Big 12's first additions since inception, joining Baylor, Iowa State, Kansas, Kansas State, Oklahoma, Oklahoma State, Texas and Texas Tech.

With 10 members, the Big 12 remains as the only major conference in the nation to determine its champions in all sports directly on the field of play with a full round-robin schedule. The Conference's hard work ethic and strong values have translated to enormous success in its first 19 years. Since it began competition in 1996-97, the league can boast of 54 NCAA team titles and 587 individual national championships.

Additionally, the Big 12 has been at the forefront in college athletics reform, specifically with student-athlete welfare issues to include cost of attendance and strengthening its policy for concussion diagnosis and management. In 2014-15, the Big 12 introduced and hosted three "State of Collegiate Athletics" forums to examine the issues facing college athletics. Two were conducted in Washington, D.C and one in New York City. Panelists included respected authorities from intercollegiate athletics, university leadership and sports journalism. The third forum featured a special session comprised of student-athletes. The Big 12 has continued the "State of Collegiate Athletics" forums in 2015-16 with Dallas serving as the site for a November event.

During the 2015 fall sports season, Big 12 football placed seven teams in bowl games for the 15th time in the last 16 seasons. Two squads competed in College Football Playoff New Year's Bowls for the second-consecutive season. Oklahoma made the Conference's first appearance in the CFP semifinals while Oklahoma State was the Big 12 representative in the Sugar Bowl. Five Big 12 volleyball teams punched tickets to the NCAA Division I Women's Volleyball Championship for the second-consecutive year. Kansas and Texas played their way into the volleyball national semifinals, giving the Big 12 two teams in the national semifinals for the second time since 2008. West Virginia's women's soccer team made its second appearance in school history in the Elite Eight and the Oklahoma State women's cross country team placed seventh in the national meet.

Last winter and spring saw Texas swimming & diving claim its fifth national championship while Oklahoma men's tennis and Baylor women's golf finished as NCAA runners-up. TCU made the Big 12's 19th appearance in the baseball College World Series. The Conference won NCAA individual titles in 22 events across the sports of men's swimming & diving, wrestling, men's tennis and men's and women's indoor and outdoor track & field.

The Big 12 lays claim to five Heisman Trophy winners since 1996 and has had a finalist in 12 of its seasons. Twenty-five major individual awards have been won by Big 12 student-athletes in football over the past seven campaigns. Overall, more than 4,600 student-athletes have earned All-America recognition. This past summer, West Virginia soccer standout Kadeisha Buchanan earned the Hyundai Young Player Award at the 2015 World Cup while playing for her native Canada, given to the player born in 1995 or later that made the biggest impression in the competition.

Through its first 19 years, the Big 12 has claimed a team national championship in 17 of the sports it sponsors. The Conference finished the BCS era ranked tied for second with seven appearances in the National Championship Game. League squads combined to lead the nation in women's basketball attendance 15 consecutive years. In men's basketball, the league has had seven teams earn NCAA bids three times in the past six years and every coach has guided a team to the NCAA Tournament, including a nation's-best six coaches that have led teams to the Final Four. During the last 11 years a total of 33 NCAA trophies have been hoisted by Big 12 institutions, with at least one national crown won in all but one year for the Conference, including 18 consecutive seasons.

The Big 12 and its member institutions are committed to a competitive environment where sportsmanship and fair play take center stage. Whether on the field, in the classroom, or within the community, the student-athletes, administrators, coaches and game officials of the Big 12 support the highest ideals in sportsmanship.

National academic accolades have always been strong in the Big 12. Ty Darlington (Oklahoma) was the recipient of the 2015 William V. Campbell

Trophy, known as the Academic Heisman. Gabe Ikard (Oklahoma) was presented the NCAA Today's Top 10 Award in January 2015. It recognizes former student-athletes for their successes on the fields and courts, in the classroom and in the community. Since 1996, the Big 12 has a total of 11 honorees for this prestigious award. In the last four-plus seasons, seven student-athletes were recipients of the NCAA Elite 90 Award with volleyball student-athlete Janae Hall (Kansas) picking up the latest honor in the fall of 2015. The accolade showcases individuals who have reached the pinnacle of competition at the national championship level, while also achieving the highest academic standard among their peers.

In its short history, the Big 12 has nearly 600 Academic All-America recipients, averaging more than 30 each season. Big 12 student-athletes have shown commitment to their studies by earning numerous individual academic recognitions. Eleven times in the past 10 years a league athlete has garnered the top academic honor for their respective sport, including Frances Silva (West Virginia) for soccer and Gabe Ikard (Oklahoma) for football in 2013.

The Big 12 can take pride in other stories that combine on and off the field success. In the fall of 2013, former Texas Tech track and field student-athlete Ifeatu Okafor was named the Big 12's first NCAA Woman of the Year. Patience Knight (Texas Tech) was the recipient of the Honda Inspiration Award in 2008 while Imani McGee-Stafford (Texas) was honored in 2015. It is given to an outstanding female college athlete who overcomes adversity to excel in her sport. Oklahoma State women's basketball was the inaugural recipient of the "Together We R" Team Award in 2012, recognizing programs that have strived to succeed in the face of adversity. Following a devastating tornado south of Oklahoma City just before the Big 12 Baseball Championship in 2013, several league baseball teams along with other student-athletes, coaches and former Conference players contributed help in a variety of ways. Plus, the Conference contributed \$200,000 to the relief efforts. In the fall of 2014, Oklahoma football student-athlete Sterling Shepard and head coach Bob Stoops were honored with the Disney Sports Spirit Award while Kansas football student-athlete JaCorey Shepherd received the Lee Roy Selmon Community Spirit Award. Ty Darlington (Oklahoma) earned the 2015 Wuerffel Trophy which recognizes community service along with athletic and academic success.

Competitive excellence, scholarship and sportsmanship are all equal components of the Big 12 philosophy. All-Big 12 teams and Academic All-Big 12 squads are recognized for each sport at the end of their respective seasons. At the end of each academic year, the Conference honors its top male and female student-athletes with the Big 12 Athlete of the Year and Big 12 Sportsman of the Year awards.

Institutions can also nominate student-athletes for the prestigious Dr. Prentice Gautt Postgraduate Scholarships. A total of 361 scholars have received over \$2.5 million in postgraduate financial aid through the first 19 years of the program.

The Big 12 sponsors 23 sports. Men's squads include baseball, basketball, cross country, football, golf, indoor track & field, outdoor track & field, swimming & diving, tennis and wrestling. Women's teams are fielded in basketball, cross country, equestrian, golf, gymnastics, indoor track & field, outdoor track & field, rowing, soccer, softball, swimming & diving, tennis and volleyball.

Big 12 institutions create a league that encompasses five states and nearly 38 million people. Nearly 5,000 student-athletes from across the United States and around the World compete annually in the sports sponsored by the Conference.

The Conference conducts postseason championships for 20 of its 23 sports. Each championship helps to determine teams and/or individuals that will represent the Conference in national postseason competition.




In its first 19 years, the Big 12 has distributed approximately \$2.3 billion to its member institutions, including a record \$253 million in 2014-15. The Conference office is headquartered in Irving, Texas.

2015-16 POSTSEASON SCHEDULE

Date	Sport	Venue	Location
October 31	Cross Country	OSU Cross Country Course	Stillwater, Okla.
November 4, 6, 8	Soccer	Swope Soccer Village	Kansas City, Mo.
February 24-27	Swimming & Diving	Lee & Joe Jamail Texas Swimming Center	Austin, Texas
February 26-27	Indoor Track & Field	Lied Recreation-Athletic Facility	Ames, Iowa
March 4-7	Women's Basketball	Chesapeake Energy Arena	Oklahoma City, Okla.
March 5-6	Wrestling	Sprint Center	Kansas City, Mo.
March 9-12	Men's Basketball	Sprint Center	Kansas City, Mo.
March 19	Gymnastics	Dr Pepper Arena	Frisco, Texas
March 25-26	Equestrian	Animal Science Arena	Stillwater, Okla.
April 22-24	Women's Golf	The Dominion Country Club	San Antonio, Texas
April 28-May 1	Tennis	Greenwood Tennis Center	Stillwater, Okla.
April 29-May 1	Men's Golf	Whispering Pines Golf Club	Trinity, Texas
May 13-15	Outdoor Track & Field	Lowdon Track & Field Complex	Fort Worth, Texas
May 14-15	Rowing	Melton Hill Lake	Oak Ridge, Tenn.
May 25-29	Baseball	Chickasaw Bricktown Ballpark	Oklahoma City, Okla.

For additional event and ticket information, visit the Big 12 website at Big12Sports.com/BuyTickets

ALL-TIME CHAMPIONSHIPS (Current Members Only; As of January 2016)

REGULAR SEASON										
Baseball	3	--	0	1	0	1	1	7	1	0
Men's Basketball	0	2	15	1	1	1	0	3	0	0
Women's Basketball	6	1	1	2	6	0	0	2	3	1
Football	2	1	1	5	10	2	1	7	1	0
Men's Tennis	13	--	--	--	3	0	0	7	0	0
Women's Tennis	11	0	0	0	0	1	0	8	2	0
Soccer	1	0	1	--	0	2	0	1	0	4
Softball	1	0	0	--	7	0	--	4	0	0
Volleyball	0	0	0	1	0	--	0	9	0	0
Wrestling	0	0	0	0	0	2	--	0	0	0
TOTALS	37	4	18	10	27	9	2	48	7	5

Co-Championships and division titles are included above. Wrestling crowned a regular-season champion in 2012 and 2013 only.

POSTSEASON										
Baseball	0	--	1	0	2	1	1	5	1	0
Men's Basketball	0	3	9	0	3	2	0	0	0	0
Women's Basketball	7	2	0	0	4	0	0	1	2	0
Men's Cross Country	0	0	0	0	0	8	0	0	0	--
Women's Cross Country	0	4	0	1	0	1	0	0	3	0
Equestrian	2	--	--	0	--	4	0	--	--	--
Football	0	0	0	1	7	0	0	3	0	0
Men's Golf	1	0	1	0	1	9	0	6	0	--
Women's Golf	1	0	0	0	3	8	0	3	0	--
Gymnastics	--	2	--	--	8	--	--	--	--	0
Rowing	--	--	0	0	2	--	--	5	--	0
Soccer	1	0	0	--	0	3	0	2	1	2
Softball**	0	0	1	--	4	0	--	4	0	--
Men's Swimming & Diving	--	--	--	--	--	--	0	19	0	0
Women's Swimming & Diving	--	0	0	--	--	--	0	13	--	0
Men's Tennis	8	--	--	--	3	0	0	4	0	--
Women's Tennis	8	0	0	0	0	1	0	9	0	0
Men's Indoor Track & Field	0	0	0	0	1	1	0	7	0	--
Women's Indoor Track & Field	0	0	1	0	0	0	0	7	0	0
Men's Outdoor Track & Field	0	0	0	0	1	0	0	6	2	--
Women's Outdoor Track & Field	0	0	1	2	0	0	0	9	0	0
Wrestling	--	3	--	0	2	13	--	--	--	0
TOTALS	28	14	14	4	41	51	1	103	9	2

Overall 65 18 32 14 68 60 3 151 16 7

Dashes (--) indicate that the institution does not sponsor that sport.

Football, volleyball and softball do not sponsor a postseason championship. The final softball and football championships were held in 2010. Volleyball has never sponsored a postseason championship. Equestrian and rowing championships began in spring 2009 and became fully sponsored in 2011-12.

Big 12 titles for sports without round-robin conference play are determined by the postseason championship (Cross country, equestrian, golf, gymnastics, rowing, swimming & diving, indoor/outdoor track & field). Wrestling was determined in this manner from 1997-2011 and 2014 - present.

** - Oklahoma won the 1996 Big 12 softball postseason title prior to the first academic year of Big 12 competition (1996-97).



CHAMPIONSHIP SCHEDULE

WEDNESDAY, MAY 25

Game 1:	Teams To Be Determined (FCS)	9:00 a.m.
Game 2:	Teams To Be Determined (FCS)	12:30 p.m.
Game 3:	Teams To Be Determined (FCS)	4:00 p.m.
Game 4:	Teams To Be Determined (FCS)	7:30 p.m.

THURSDAY MAY 26

Game 5:	Game 1 Loser vs. Game 2 Loser (FCS)	9:00 a.m.
Game 6:	Game 3 Loser vs. Game 4 Loser (FCS)	12:30 p.m.
Game 7:	Game 1 Winner vs. Game 2 Winner (FCS)	4:00 p.m.
Game 8:	Game 3 Winner vs. Game 4 Winner (FCS)	7:30 p.m.

FRIDAY MAY 27

Game 9:	Game 7 Loser vs. Game 5 Winner (FCS)	3:15 p.m.
Game 10:	Game 8 Loser vs. Game 6 Winner (FCS)	7:30 p.m.

SATURDAY, MAY 28

Game 11:	Game 7 Winner vs. Game 9 Winner (FCS)	9:00 a.m.
Game 12:	Game 8 Winner vs. Game 10 Winner (FCS)	12:30 p.m.
*Game 13:	If Necessary (FCS)	4:00 p.m.
Game 14:	If Necessary* (FCS)	7:00 p.m.

SUNDAY, MAY 29

Game 15:	Championship Game (FSN)	1:00 p.m.
----------	-------------------------	-----------

All times Central. Game times to be assigned once seeds and divisions are determined.

Day One matchups will feature:

Division One: Seeds 4 vs. 5, 1 vs. 8 • Division Two: Seeds 3 vs. 6, 2 vs. 7

*Game 13 will be necessary if the winner of Game 9 also wins Game 11.

**Game 14 will be necessary if the winner of Game 10 also wins Game 12.

***If Game 13 is unnecessary, Game 14 will be played at 4 p.m. rather than 7:30 p.m.

Note: If both bracket winners are undefeated after Game 12, Games 13 & 14 will not be played and the two undefeated teams will play in the championship game on Sunday.

Wednesday through Saturday games will be televised on FOX College Sports with Sunday's championship game on FOX Sports Regional Networks (FSN).



CHAMPIONSHIP INFORMATION/HISTORY

The 2016 Phillips 66 Big 12 Baseball Championship will be held at Chickasaw Bricktown Ballpark, May 25-29.

Chickasaw Bricktown Ballpark is home to the Los Angeles Dodgers Triple A team, the Oklahoma City Dodgers. Located in OKC's vibrant Bricktown District, the ballpark opened in 1998.

A thriving urban entertainment district, Bricktown is home to more than 45 restaurants, many bars, clubs, and retail shops, as well as family-friendly attractions, museums and galleries. Bricktown is the gateway to Oklahoma City for tourists, convention attendees, and day trippers from around the region.

This year marks the 17th time Oklahoma City has hosted the event. Three additional venues have sponsored the championship: All-Sports Stadium, Oklahoma City (1997); The Ballpark in Arlington (2002, '04) and ONEOK Field in Tulsa (2015).

Past postseason championship winners include Kansas (2006), Missouri (2012), Nebraska (1999-2001, '05), Oklahoma (1997, 2013), Oklahoma State (2004), TCU (2014), Texas (2002, '03, '08-'09, '15), Texas A&M (2007, '10-'11) and Texas Tech (1998).

CHAMPIONSHIP FORMAT

The eight teams with the best conference records (based on winning percentage) in regular season competition will qualify for the Phillips 66 Big 12 Championship -- a two-division, double-elimination format.

In the event of a tie or ties in the standings, the following tiebreaking system will be implemented.


- (a) If two teams are tied, head-to-head competition will be used to break a tie.
- (b) If two teams remain tied, the winner of the first game of the Conference series between the two tied teams will be used.
- (c) If two teams remain tied, there will be a comparison of the records of the tied teams against the highest place team(s) in descending order from top to bottom until the tie is broken; or,
- (d) If two teams remain tied, there will be a drawing to determine the seed or qualification for the championship;
- (e) If three or more teams are tied, there will be a comparison of head-to-head records in a 'mini round-robin' of tied teams, followed by steps (a), (b), (c), and (d). Once a team has been eliminated from a multi-team comparison, it is dropped from further comparisons.

The Phillips 66 Big 12 Championship winner earns the Big 12's automatic berth into the NCAA Championship field. If the event is terminated before completion, the highest remaining seed shall be the conference's automatic qualifier. In the event that the Championship cannot be completed in entirety, the highest-seeded team of those remaining will be declared the automatic qualifier, regardless of when the Championship terminated.






2016 DIVISION I
BASEBALL CHAMPIONSHIP



THE VENUE

The 2016 NCAA College World Series will again be played at TD Ameritrade Park Omaha. The 24,000-seat stadium opened in 2011 and is home to the College World Series as well as the Creighton Bluejays baseball team.

THE ROAD TO OMAHA

The 64-team bracket provides for 16 four-team double elimination Regionals; and eight two-team, best-of-three Super Regionals, with the eight winners advancing to Omaha for the NCAA Men's College World Series.

The champions of all 29 NCAA Division I conferences automatically qualify for the championship. The remaining 35 teams will be selected at-large. The Division I Baseball Committee will also consider regular season conference standings and/or conference postseason competition.

2016 NCAA POSTSEASON SCHEDULE

June 3-6:	Regionals (16 sites)
June 10-13:	Super Regionals (8 sites)
June 18-28/29:	College World Series

BIG 12 IN THE NCAA CHAMPIONSHIP

The Big 12 has totaled 19 trips to the College World Series, while current league teams have combined for 72 all-time appearances. The Conference has sent at least three teams to the NCAA postseason since the inception of the Big 12 in 1997.

In 2014, three league squads advanced to the field of eight, marking just the second time in Conference history that more than two squads have advanced to the CWS (3, 2005).

Eight different league squads have qualified for the CWS in the Big 12's 19 seasons, including the Longhorns' 2002 and '05 national title runs. Baylor (2005), Nebraska (2001-02, '05), Oklahoma ('10), Oklahoma State (1999), TCU (2014-15), Texas (2000, '02-'05, '09, '11, '14), Texas A&M ('99, '11) and Texas Tech (2014) have represented the Conference at the event.

The Big 12 has made 98 total appearances in the NCAA postseason with an overall record of 277-223 (.554). Oklahoma State, Texas and TCU earned berths to the NCAA field in 2015.

League teams have combined to make 34 Super Regional trips, producing a mark of 46-42 and have hosted the Super Regional round on 17 occasions, including four Super Regional host sites in 2014. Multiple





PRESEASON POLL

Just four points separate the three top teams in the 2016 edition of the Big 12 baseball preseason coaches' poll. TCU tops the poll with 57 points, while Oklahoma State is second with 55 and Texas sits third with 53.

All three teams earned three first-place votes marking the first time in conference preseason poll history that three or more teams have received multiple first-place votes.

The two-point separation between No. 1 TCU and No. 2 Oklahoma State is the closest in preseason history along with the 2011 poll, which separated Oklahoma and Texas by two points.

The preseason frontrunner has gone on to win the regular season on six occasions and the postseason title four times. A different league team has won each of the past five Big 12 titles with Texas the last team to repeat as regular season champions (2009-11). Since 2011, Baylor (2012), Kansas State (2013), Oklahoma State (2014) and TCU (2015) have each won the Big 12.

2016 Big 12 Coaches Preseason Poll

Table with 3 columns: Rank, Team, Points. Lists top 9 teams: TCU (3) with 57 points, Oklahoma State (3) with 55, Texas (3) with 53, Oklahoma with 45, Texas Tech with 38, West Virginia with 26, Kansas with 18, Kansas State with 18, and Baylor with 14.

First-place votes in parentheses. Coaches are not permitted to vote for own team.

PRESEASON RANKINGS

Oklahoma State and TCU represent the Big 12 in five preseason top 25 rankings with the Cowboys sitting in the top 11 in four, including as high as No. 9 by Baseball America. TCU earned a pair of No. 12 rankings to enter the season. Oklahoma, Texas and Texas Tech either appear on or are receiving votes in at least three polls nationally. The Sooners sit at No. 21 on Baseball America's list, while Texas is No. 23 in the DIBaseball.com rankings.

In individual accolades, four Big 12 players earned spots on preseason All-America teams, including a trio of selections for Oklahoma's Alec Hansen and TCU's Mitchell Traver. OU's Sheldon Neuse also picked up a pair of preseason All-America nods.

(Baseball America/Collegiate Baseball/DIBaseball/NCBWA/USA Today)

Table showing preseason All-America selections for OU, OSU, TCU, UT, and TTU with their respective rankings in various polls.

NOTABLE RETURNERS

Just three All-Big 12 First Team selections return for the 2016 season while nine second team honorees are back.

First team selections Donnie Walton (Oklahoma State) and Eric Gutierrez (Texas Tech) return for senior seasons, while TCU's Connor Wanhanen, an All-Big 12 First Team member and the 2015 Big 12 Freshman of the Year, embarks on his sophomore campaign. Newcomer of the Year Ben Krauth of Kansas returns along West Virginia's Kyle Davis who, along with Wanhanen, earned multiple Freshman All-America selections in 2015.

Half of the top 10 leaders in batting average from a season ago return for the 2016 season, including Davis, Wanhanen, Cory Raley (Texas Tech), Michael Tinsley (Kansas) and Kameron Esthay (Baylor).

CLOSE CONTESTS

Of the 105 conference games played in 2015, 62 were determined by three runs or less (59 percent). Kansas, Oklahoma and Texas each had one-third of its conference contests decided by one run (eight total for each team). Additionally, of the 35 conference series played last season, only eight (32 percent) resulted in three-game sweeps with TCU the only team to record multiple sweeps.

POSTSEASON PARITY

While no single team has repeated as regular season champions since the 2010-11 season, the Phillips 66 Big 12 postseason crown has also been won by a different league squad each of the last five years.

ROUND ROBIN

The Big 12 plays a full round robin schedule with every team playing the other eight baseball-playing conference members for a league schedule that features a 24-game, eight-series conference season. Among the ACC, Big 12, Big Ten, Pac-12 and SEC, the Big 12 and Pac-12 are the only conferences to employ a full round-robin schedule.

FROGS SETTLED IN

After just three seasons in the league, TCU has established itself as one of the strongest teams in the league, becoming the third team in conference history with two straight CWS appearances after advancing to Omaha in 2015 and 2014. TCU's 51 victories in 2015 were the most by a conference squad since 2005, while the Frogs became the third team in Big 12 history to lead the conference in batting average, ERA and fielding percentage in the same season. The Frogs have a .744 winning percentage in Big 12 play over the last two seasons (35-12). They ended their 2015 conference campaign winning 11 straight league games.

ELITE COACHES

All nine coaches have guided a team to the NCAA postseason. Among the nation's active coaches, three from the Big 12 are among the top 10 in highest win percentage (minimum 10 seasons) - 7. Augie Garrido, Texas (.679), 8. Jim Schloassnagle, TCU (.677) and 10. Brad Hill, K-State (.672). The Big 12 and ACC are the only two conferences with multiple coaches in the top 10 on the list.

NON-CONFERENCE STRENGTH

Several league teams have pieced together competitive non-conference schedules with six squads with at least nine games against NCAA postseason teams scheduled in non-conference action.

Notable non-conference tournament appearances and series include: Baylor: three-game series vs. Stony Brook, at Houston, vs./at Dallas Baptist Oklahoma: at USC, at UCLA, vs. Mississippi State in the Dodger Stadium Classic and four-game series at CSU Bakersfield Oklahoma State: home and away with Arkansas, Dallas Baptist and Oral Roberts, plus three-game series with 2015 automatic qualifier Michigan TCU: Shriners Hospitals for Children College Classic vs. Louisiana Lafayette, Houston and Rice, three-game series vs. USC Texas: four-game series vs. California, three-game series at UCLA, vs. Tulane Texas Tech: Shriners Hospitals for Children College Classic vs. Louisiana Lafayette, Houston and Rice, three-game series vs. Cal State Fullerton, three-game series at California

BIG 12 CHAMPIONS FOR LIFE

Big 12 Champions for Life, a new initiative of the Big 12 Conference features student-athletes, selected by Conference institutions, in a series of public service announcements highlighting the positive impact an athletics scholarship has had on their lives leading to stories of personal growth and success. To learn more, visit Big12ChampionsforLife.com and follow the campaign on Twitter (@Big12Champ4Life).



DATE	GAME	TIME (CT)
Friday, February 19		
	Oklahoma State at UT Arlington <i>UTA Tournament; Arlington, Texas</i>	11:00 a.m.
	Wisconsin-Milwaukee at Texas Tech	2:00 p.m.
	West Virginia at Charleston Southern	3:00 p.m.
	Northeastern at Oklahoma	4:00 p.m.
	UNLV at Texas	6:00 p.m.
	Loyola Marymount at TCU	6:30 p.m.
	Washington at Baylor	6:35 p.m.
	Kansas State at UC Riverside	8:00 p.m.

Saturday, February 20		
	Oklahoma State vs. Stephen F. Austin <i>UTA Tournament; Arlington, Texas</i>	11:00 a.m.
	Wisconsin-Milwaukee at Texas Tech	Noon
	Northeastern at Oklahoma (DH)	1:00 p.m.
	West Virginia at Charleston Southern	1:00 p.m.
	Loyola Marymount at TCU	2:00 p.m.
	UNLV at Texas	2:00 p.m.
	Oklahoma State at UT Arlington <i>UTA Tournament; Arlington, Texas</i>	2:30 p.m.
	Kansas at Little Rock	3:00 p.m.
	Kansas State at UC Riverside	3:00 p.m.
	Washington at Baylor	3:05 p.m.
	Wisconsin-Milwaukee at Texas Tech	4:00 p.m.

Sunday, February 21		
	Oklahoma State vs. Stephen F. Austin <i>UTA Tournament; Arlington, Texas</i>	11:00 a.m.
	Wisconsin-Milwaukee at Texas Tech	Noon
	West Virginia at Charleston Southern	Noon
	Northeastern at Oklahoma	1:00 p.m.
	Loyola Marymount at TCU	1:00 p.m.
	UNLV at Texas	1:00 p.m.
	Washington at Baylor	1:05 p.m.
	Kansas State at UC Riverside	3:00 p.m.

Monday, February 22		
	Northern Colorado at Kansas	3:00 p.m.
	Kansas State at UC Riverside	8:00 p.m.

Tuesday, February 23		
	Northern Colorado at Kansas	3:00 p.m.
	Abilene Christian at Oklahoma	4:00 p.m.
	UT Arlington at Baylor	5:35 p.m.
	Arkansas Pine Bluff at TCU	6:30 p.m.

Wednesday, February 24		
	Texas Tech at Sam Houston State	6:30 p.m.

Thursday, February 25		
	Kansas State vs. Oregon State <i>Big 12/Pac-12 Challenge/Surprise, Ariz.</i>	2:00 p.m.
	Stanford at Texas	6:00 p.m.

DATE	GAME	TIME (CT)
Friday, February 26		
	Texas Tech vs. Houston <i>Shriners Hospitals for Children College Classic; Houston, Texas</i>	Noon
	Kansas State vs. Oregon State <i>Big 12/Pac-12 Challenge/Surprise, Ariz.</i>	2:00 p.m.
	Oklahoma State at North Carolina	2:00 p.m.
	TCU vs. Louisiana Lafayette <i>Shriners Hospitals for Children College Classic; Houston, Texas</i>	3:30 p.m.
	Kansas vs. Utah <i>Big 12/Pac-12 Challenge; Surprise, Ariz.</i>	6:00 p.m.
	Oklahoma at Sam Houston State	6:30 p.m.
	Stanford at Texas	6:30 p.m.
	Stony Brook at Baylor	6:35 p.m.
	West Virginia at UNLV	8:00 p.m.

Saturday, February 27		
	Texas Tech vs. Louisiana-Lafayette <i>Shriners Hospitals for Children College Classic; Houston, Texas</i>	Noon
	Oklahoma State at North Carolina	1:00 p.m.
	Kansas vs. Oregon State <i>Big 12/Pac-12 Challenge; Surprise, Ariz.</i>	2:00 p.m.
	Oklahoma at Sam Houston State	3:00 p.m.
	Stony Brook at Baylor	3:05 p.m.
	Stanford at Texas	3:30 p.m.
	West Virginia at UNLV	4:00 p.m.
	Kansas State vs. Utah <i>Big 12/Pac-12 Challenge; Surprise, Ariz.</i>	6:00 p.m.
	TCU vs. Rice <i>Shriners Hospitals for Children College Classic; Houston, Texas</i>	7:00 p.m.

Sunday, February 28		
	Kansas vs. Oregon State <i>Big 12/Pac-12 Challenge; Surprise, Ariz.</i>	11:00 a.m.
	Oklahoma State at North Carolina	11:00 a.m.
	Texas Tech vs. Arkansas <i>Shriners Hospitals for Children College Classic; Houston, Texas</i>	11:00 a.m.
	Stanford at Texas	12:30 p.m.
	Oklahoma at Sam Houston State	1:00 p.m.
	Stony Brook at Baylor	1:05 p.m.
	Kansas State vs. Utah <i>Big 12/Pac-12 Challenge; Surprise, Ariz.</i>	2:30 p.m.
	TCU vs. Houston <i>Shriners Hospitals for Children College Classic; Houston, Texas</i>	2:30 p.m.
	West Virginia at UNLV	3:00 p.m.

Monday, February 29		
	Kansas vs. Utah <i>Big 12/Pac-12 Challenge; Surprise, Ariz.</i>	Noon
	West Virginia at UNLV	8:00 p.m.

Tuesday, March 1		
	Central Arkansas at Oklahoma	4:00 p.m.
	Incarnate Word at Oklahoma State	4:00 p.m.
	Baylor at Sam Houston State	6:30 p.m.
	UT Rio Grande Valley at TCU	6:30 p.m.
	New Mexico State at Texas Tech	6:30 p.m.

Wednesday, March 2		
	New Mexico State at Texas Tech	2:00 p.m.
	Incarnate Word at Oklahoma State	4:00 p.m.



DATE	GAME	TIME (CT)
Thursday, March 3		
	BYU at Kansas	3:00 p.m.
	California at Texas	6:00 p.m.
	West Virginia at Hawaii	10:35 p.m.
Friday, March 4		
	BYU at Kansas	3:00 p.m.
	Arkansas-Pine Bluff at Kansas State	3:05 p.m.
	Indiana State at Oklahoma State	4:00 p.m.
	California at Texas	6:00 p.m.
	Baylor at Houston	6:30 p.m.
	Gonzaga at TCU	6:30 p.m.
	Cal State Fullerton at Texas Tech	6:30 p.m.
	Oklahoma at USC	8:00 p.m.
	<i>Dodger Stadium Classic</i>	
	West Virginia at Hawaii	10:35 p.m.
Saturday, March 5		
	BYU at Kansas	Noon
	Indiana State at Oklahoma State	2:00 p.m.
	Gonzaga at TCU	2:00 p.m.
	California at Texas	2:00 p.m.
	Cal State Fullerton at Texas Tech	2:00 p.m.
	Arkansas-Pine Bluff at Kansas State	2:05 p.m.
	Baylor at Houston	6:30 p.m.
	Oklahoma at UCLA	8:00 p.m.
	<i>Dodger Stadium Classic</i>	
	West Virginia at Hawaii	10:35 p.m.
Sunday, March 6		
	California at Texas	Noon
	Cal State Fullerton at Texas Tech	12:30 p.m.
	Baylor at Houston	1:00 p.m.
	Oklahoma vs. Mississippi State	1:00 p.m.
	<i>Dodger Stadium Classic; Dodger Stadium, Los Angeles, Calif.</i>	
	Indiana State at Oklahoma State	1:00 p.m.
	Gonzaga at TCU	1:00 p.m.
	Arkansas-Pine Bluff at Kansas State	1:05 p.m.
	West Virginia at Hawaii	5:05 p.m.
Tuesday, March 8		
	Texas Tech vs. Oral Roberts	2:00 p.m.
	<i>Dr Pepper Ballpark; Frisco, Texas</i>	
	Creighton at Kansas	3:00 p.m.
	Oklahoma State at Missouri State	3:00 p.m.
	Wichita State at Oklahoma	6:00 p.m.
	UT Arlington at TCU	6:30 p.m.
	Texas State at Baylor	6:35 p.m.
	Sam Houston State at Texas	7:00 p.m.
Wednesday, March 9		
	Creighton at Kansas State	3:05 p.m.
Friday, March 11		
	Old Dominion at West Virginia	2:00 p.m.
	North Dakota State at Kansas	3:00 p.m.
	<i>Millard Management Classic; Lawrence, Kan.</i>	
	Milwaukee at Kansas State	3:05 p.m.
	Abilene Christian at Oklahoma State	4:00 p.m.
	Long Beach State at Oklahoma	6:00 p.m.
	USC at TCU	6:30 p.m.
	New Mexico State at Baylor	6:35 p.m.
	<i>Baylor Baseball Battle; Waco, Texas</i>	

DATE	GAME	TIME (CT)
Friday, March 11 (continued)		
	Texas at UCLA	8:00 p.m.
	Texas Tech at California	9:00 p.m.
Saturday, March 12		
	Long Beach State at Oklahoma	2:00 p.m.
	Abilene Christian at Oklahoma State	2:00 p.m.
	USC at TCU	2:00 p.m.
	Old Dominion at West Virginia	2:00 p.m.
	Milwaukee at Kansas State	2:05 p.m.
	Saint Louis at Kansas	3:00 p.m.
	<i>Millard Management Classic; Lawrence, Kan.</i>	
	Texas at UCLA	4:00 p.m.
	Texas Tech at California	4:00 p.m.
	San Diego at Baylor	5:35 p.m.
	Baylor Baseball Battle; Waco, Texas	
	Texas Tech at California	8:00 p.m.
Sunday, March 13		
	Old Dominion at West Virginia	Noon
	San Diego at Baylor	12:05 p.m.
	<i>Baylor Baseball Battle; Waco, Texas</i>	
	Long Beach State at Oklahoma	1:00 p.m.
	Abilene Christian at Oklahoma State	1:00 p.m.
	USC at TCU	1:00 p.m.
	Milwaukee at Kansas State	1:05 p.m.
	Texas at UCLA	2:00 p.m.
	Purdue at Kansas	3:00 p.m.
	<i>Millard Management Classic; Lawrence, Kan.</i>	
	Texas Tech at California	3:00 p.m.
	New Mexico State at Baylor	4:05 p.m.
	Baylor Baseball Battle; Waco, Texas	
Tuesday, March 15		
	Radford at West Virginia	2:00 p.m.
	Murray State at Kansas	3:00 p.m.
	Oklahoma State at Dallas Baptist	6:30 p.m.
	TCU at Rice	6:30 p.m.
	Texas at Texas A&M	6:30 p.m.
	Stephen F. Austin at Kansas State	6:35 p.m.
	Texas Tech vs. UT Arlington	7:00 p.m.
	<i>Globe Life Park; Arlington, Texas</i>	
	Oklahoma at Fresno State	8:00 p.m.
Wednesday, March 16		
	Murray State at Kansas	3:00 p.m.
	Stephen F. Austin at Kansas State	3:05 p.m.
Thursday, March 17		
	Oklahoma at Cal State Bakersfield	8:00 p.m.
Friday, March 18		
	Michigan at Oklahoma State	4:00 p.m.
	Tulane at Texas	6:00 p.m.
	West Virginia at TCU*	6:30 p.m.
	Western Carolina at Kansas State	6:35 p.m.
	Texas Tech at Baylor*	6:35 p.m.
	Kansas at Stanford	7:30 p.m.
	Oklahoma at Cal State Bakersfield	8:00 p.m.



DATE	GAME	TIME (CT)
Saturday, March 19		
	Oklahoma at Cal State Bakersfield (DH)	2:00 p.m.
	Michigan at Oklahoma State	2:00 p.m.
	Tulane at Texas	2:00 p.m.
	Western Carolina at Kansas State	2:05 p.m.
	Kansas at Stanford	3:00 p.m.
	Texas Tech at Baylor*	3:05 p.m.
	West Virginia at TCU*	4:00 p.m.
Sunday, March 20		
	Tulane at Texas	Noon
	Michigan at Oklahoma State	1:00 p.m.
	West Virginia at TCU*	1:00 p.m.
	Texas Tech at Baylor*	1:05 p.m.
	Western Carolina at Kansas State	1:05 p.m.
	Kansas at Stanford	2:00 p.m.
Tuesday, March 22		
	New Mexico at Texas Tech	2:00 p.m.
	West Virginia at Penn State	5:30 p.m.
	UTSA at Texas	6:00 p.m.
	Baylor at UT Arlington	6:30 p.m.
	Kansas State at Creighton	6:30 p.m.
	Oklahoma at Oral Roberts	6:30 p.m.
	Oklahoma State at Wichita State	6:30 p.m.
	Abilene Christian at TCU	6:30 p.m.
Wednesday, March 23		
	Kansas at Creighton	6:00 p.m.
Thursday, March 24		
	Oklahoma State at Kansas State*	6:00 p.m.
	TCU at Texas*	6:00 p.m.
	Oklahoma at Texas Tech*	6:30 p.m.
	Dallas Baptist at Baylor	6:35 p.m.
Friday, March 25		
	TCU at Texas*	6:00 p.m.
	West Virginia at Kansas*	6:00 p.m.
	Baylor at Dallas Baptist	6:30 p.m.
	Oklahoma at Texas Tech*	6:30 p.m.
	Oklahoma State at Kansas State*	6:35 p.m.
Saturday, March 26		
	Baylor at Dallas Baptist	2:00 p.m.
	Oklahoma at Texas Tech*	2:00 p.m.
	West Virginia at Kansas*	2:00 p.m.
	Oklahoma State at Kansas State*	2:05 p.m.
	TCU at Texas*	2:30 p.m.
Sunday, March 27		
	West Virginia at Kansas*	1:00 p.m.
Monday, March 28		
	Texas Tech at UNLV	8:05 p.m.
Tuesday, March 29		
	Texas Tech at UNLV	4:05 p.m.
	Canisius at West Virginia	5:30 p.m.
	Missouri State at Kansas	6:00 p.m.
	Oklahoma at Little Rock	6:00 p.m.
	Arkansas at Oklahoma State	6:00 p.m.
	Lamar at Texas	6:00 p.m.

DATE	GAME	TIME (CT)
Tuesday, March 29 (continued)		
	UTSA at Baylor	6:05 p.m.
	Nebraska Omaha at Kansas State	6:35 p.m.
	TCU at UT Arlington	6:30 p.m.
Wednesday, March 30		
	Canisius at West Virginia	2:00 p.m.
	Oral Roberts at Kansas State	4:05 p.m.
Friday, April 1		
	Oklahoma State at West Virginia*	5:30 p.m.
	Kansas at Baylor*	6:35 p.m.
	TCU at Wichita State	6:30 p.m.
	Kansas State at Texas Tech*	6:30 p.m.
	Texas at Oklahoma*	7:00 p.m.
Saturday, April 2		
	Kansas State at Texas Tech*	2:00 p.m.
	Oklahoma at Texas*	2:00 p.m.
	TCU at Wichita State	2:00 p.m.
	Oklahoma State at West Virginia*	3:00 p.m.
	Kansas at Baylor*	3:05 p.m.
Sunday, April 3		
	Kansas State at Texas Tech*	Noon
	Oklahoma State at West Virginia*	Noon
	Oklahoma at Texas*	1:00 p.m.
	TCU at Wichita State	1:00 p.m.
	Kansas at Baylor*	1:05 p.m.
Tuesday, April 5		
	West Virginia at Marshall	5:00 p.m.
	Dallas Baptist at Oklahoma	6:00 p.m.
	UT Arlington at TCU	6:30 p.m.
	Texas Tech vs. Abilene Christian	6:30 p.m.
	<i>Security Bank Ballpark; Midland, Texas</i>	
	Wofford at Baylor	6:35 p.m.
	Kansas State at Nebraska	6:35 p.m.
	Texas A&M-Corpus Christi at Texas	7:00 p.m.
Wednesday, April 6		
	Wofford at Baylor	4:05 p.m.
	Eastern Michigan at West Virginia	5:30 p.m.
	Kansas at Missouri State	6:30 p.m.
	Louisiana Monroe at TCU	6:30 p.m.
Friday, April 8		
	Furman at West Virginia	5:30 p.m.
	TCU at Kansas*	6:00 p.m.
	Baylor at Oklahoma*	6:00 p.m.
	Texas Tech at Oklahoma State*	6:00 p.m.
	Texas at Kansas State*	6:35 p.m.
Saturday, April 9		
	TCU at Kansas*	2:00 p.m.
	Texas at Kansas State*	2:05 p.m.
	Texas Tech at Oklahoma State*	3:00 p.m.
	Furman at West Virginia	3:00 p.m.
	Baylor at Oklahoma*	5:00 p.m.



DATE	GAME	TIME (CT)
Sunday, April 10		
	Furman at West Virginia	Noon
	TCU at Kansas*	1:00 p.m.
	Baylor at Oklahoma*	1:00 p.m.
	Texas Tech at Oklahoma State*	1:00 p.m.
	Texas at Kansas State*	1:05 p.m.
Tuesday, April 12		
	Pitt at West Virginia	5:30 p.m.
	Oral Roberts at Oklahoma State	6:00 p.m.
	Wichita State at Oklahoma	6:30 p.m.
	Dallas Baptist at TCU	6:30 p.m.
	Texas at Houston	6:30 p.m.
	Sam Houston State at Texas Tech	6:30 p.m.
Wednesday, April 13		
	Sam Houston State at Texas Tech	2:00 p.m.
	Lamar at Baylor	4:05 p.m.
	Nebraska Omaha at Kansas	6:00 p.m.
Friday, April 15		
	Kansas State at West Virginia*	5:30 p.m.
	Kansas at Texas*	6:00 p.m.
	San Diego State at Texas Tech	6:30 p.m.
	Oklahoma State at Baylor*	6:35 p.m.
	Oklahoma at TCU*	7:00 p.m.
Saturday, April 16		
	San Diego State at Texas Tech	2:00 p.m.
	Kansas State at West Virginia*	3:00 p.m.
	Oklahoma State at Baylor*	3:05 p.m.
	Oklahoma at TCU*	4:00 p.m.
	Kansas at Texas*	4:30 p.m.
Sunday, April 17		
	Kansas State at West Virginia*	Noon
	Kansas at Texas*	1:00 p.m.
	Oklahoma at TCU*	1:00 p.m.
	San Diego State at Texas Tech	1:00 p.m.
	Oklahoma State at Baylor*	1:05 p.m.
Tuesday, April 19		
	Youngstown State at West Virginia	5:30 p.m.
	Wichita State at Kansas	6:00 p.m.
	Oklahoma State at Oklahoma	6:00 p.m.
	UT Rio Grande Valley at Texas	6:00 p.m.
	TCU at Abilene Christian	6:30 p.m.
	Sam Houston State at Baylor*	6:35 p.m.
	Nebraska at Kansas State	6:35 p.m.
	Texas Tech at New Mexico	7:00 p.m.
Wednesday, April 20		
	Kansas State at Nebraska Omaha	6:35 p.m.
	Texas Tech at New Mexico	TBA
Friday, April 22		
	Kansas at Samford	6:00 p.m.
	TCU at Oklahoma State*	6:00 p.m.
	West Virginia at Oklahoma*	6:00 p.m.
	Texas at Texas Tech*	6:30 p.m.
	Baylor at Kansas State*	6:35 p.m.

DATE	GAME	TIME (CT)
Saturday, April 23		
	Kansas at Samford	2:00 p.m.
	West Virginia at Oklahoma*	2:00 p.m.
	TCU at Oklahoma State*	3:00 p.m.
	Texas at Texas Tech*	2:00 p.m.
	Baylor at Kansas State*	4:05 p.m.
Sunday, April 24		
	Kansas at Samford	Noon
	TCU at Oklahoma State*	1:00 p.m.
	West Virginia at Oklahoma*	1:00 p.m.
	Baylor at Kansas State*	1:05 p.m.
	Texas at Texas Tech*	2:00 p.m.
Tuesday, April 26		
	Marshall at West Virginia	5:30 p.m.
	Grand Canyon at Kansas	6:00 p.m.
	Texas State at Texas	6:00 p.m.
	TCU at Dallas Baptist	6:30 p.m.
	Incarnate Word at Baylor	6:35 p.m.
	Kansas State at Wichita State	6:35 p.m.
	Oklahoma State at Arkansas	6:35 p.m.
	Texas Tech at Abilene Christian	TBA
Wednesday, April 27		
	Kansas vs. Nebraska	6:00 p.m.
	<i>College Baseball Hall of Fame Game, Kauffman Stadium, Kansas City</i>	
	Little Rock at Oklahoma State	6:00 p.m.
	Grand Canyon at Kansas State	6:35 p.m.
Friday, April 29		
	Baylor at West Virginia*	5:30 p.m.
	Oklahoma at Kansas*	6:00 p.m.
	Kansas State at Iowa	6:05 p.m.
	Oklahoma State at Texas*	7:00 p.m.
	Texas Tech at TCU*	8:00 p.m.
Saturday, April 30		
	Oklahoma at Kansas*	2:00 p.m.
	Kansas State at Iowa	2:05 p.m.
	Baylor at West Virginia*	3:00 p.m.
	Oklahoma State at Texas*	3:30 p.m.
	Texas Tech at TCU*	4:00 p.m.
Sunday, May 1		
	Baylor at West Virginia*	Noon
	Oklahoma at Kansas*	1:00 p.m.
	Texas Tech at TCU*	1:00 p.m.
	Kansas State at Iowa	1:05 p.m.
	Oklahoma State at Texas*	1:30 p.m.
Tuesday, May 3		
	Virginia Tech at West Virginia	5:30 p.m.
	Oral Roberts at Oklahoma	6:00 p.m.
	Prairie View A&M at Texas	6:00 p.m.
	Kansas at Minnesota	6:30 p.m.
	Wichita State at Kansas State	6:35 p.m.
Wednesday, May 4		
	Kansas at Minnesota	1:30 p.m.



DATE	GAME	TIME (CT)
Friday, May 6		
	TCU at Penn State	5:30 p.m.
	Texas at West Virginia*	5:30 p.m.
	Kansas State at Oklahoma*	6:00 p.m.
	Prairie View A&M at Oklahoma State	6:00 p.m.
	Texas Tech at Kansas*	6:00 p.m.
Saturday, May 7		
	TCU at Penn State	1:00 p.m.
	Texas Tech at Kansas*	2:00 p.m.
	Kansas State at Oklahoma*	2:00 p.m.
	Prairie View A&M at Oklahoma State	3:00 p.m.
	Texas at West Virginia*	3:00 p.m.
Sunday, May 8		
	TCU at Penn State	Noon
	Texas at West Virginia*	Noon
	Kansas State at Oklahoma*	1:00 p.m.
	Prairie View A&M at Oklahoma State	1:00 p.m.
	Texas Tech at Kansas*	1:00 p.m.
Tuesday, May 10		
	Texas Tech at Oral Roberts	1:00 p.m.
	Maryland at West Virginia	5:30 p.m.
	Dallas Baptist at Oklahoma State	6:00 p.m.
	Stephen F. Austin at TCU	6:30 p.m.
	McNeese State at Baylor	6:35 p.m.
Wednesday, May 11		
	McNeese State at Baylor	4:05 p.m.
Friday, May 13		
	William & Mary at West Virginia	3:00 p.m.
	William & Mary at West Virginia	6:00 p.m.
	Oklahoma vs. Oklahoma State*	6:30 p.m.
	<i>Chickasaw Bricktown Ballpark; Oklahoma City</i>	
	Kansas at Kansas State	6:35 p.m.
	TCU at Baylor*	6:35 p.m.
Saturday, May 14		
	TCU at Baylor*	3:05 p.m.
	Kansas at Kansas State*	6:35 p.m.
	Oklahoma vs. Oklahoma State*	7:30 p.m.
	ONEOK Field; Tulsa, Okla.	
Sunday, May 15		
	William & Mary at West Virginia	Noon
	Kansas at Kansas State*	1:05 p.m.
	TCU at Baylor*	1:05 p.m.
	Oklahoma vs. Oklahoma State*	2:00 p.m.
	<i>ONEOK Field; Tulsa, Okla.</i>	
Tuesday, May 17		
	Oklahoma at Missouri	4:00 p.m.
	West Virginia at Pitt	5:00 p.m.
	Baylor at UTSA	6:00 p.m.
	Texas State at Texas	6:00 p.m.
	Kansas at Wichita State	6:30 p.m.
	Oklahoma State at Oral Roberts	6:30 p.m.
	Incarnate Word at TCU	6:30 p.m.

DATE	GAME	TIME (CT)
Thursday, May 19		
	Baylor at Texas*	6:00 p.m.
	Oklahoma at Austin Peay	6:00 p.m.
	Kansas at Oklahoma State*	6:30 p.m.
	Kansas State at TCU*	6:30 p.m.
	West Virginia at Texas Tech*	6:30 p.m.
Friday, May 20		
	West Virginia at Texas Tech*	2:00 p.m.
	Baylor at Texas*	6:00 p.m.
	Kansas at Oklahoma State*	6:00 p.m.
	Oklahoma at Austin Peay	6:00 p.m.
	Kansas State at TCU*	6:30 p.m.
Saturday, May 21		
	Oklahoma at Austin Peay	1:00 p.m.
	West Virginia at Texas Tech*	1:00 p.m.
	Baylor at Texas*	2:00 p.m.
	Kansas at Oklahoma State*	3:00 p.m.
	Kansas State at TCU*	4:00 p.m.
Wednesday, May 25-Sunday, May 29		
	Phillips 66 Big 12 Baseball Championship <i>Chickasaw Bricktown Ballpark; Oklahoma City</i>	
Friday, June 3-Monday, June 6		
	NCAA Regionals	Campus Sites
Friday, June 10-Monday, June 13		
	NCAA Super Regionals	Campus Sites
Saturday, June 18-Tuesday, June 28/Wednesday, June 29		
	NCAA College World Series <i>T.D. Ameritrade Park; Omaha, Neb.</i>	

2016 CONFERENCE COMPOSITE SCHEDULE

<p>March 18-20 Texas Tech at Baylor West Virginia at TCU</p> <p>March 25-27 West Virginia at Kansas Oklahoma State at Kansas State TCU at Texas Oklahoma at Texas Tech</p> <p>April 1-3 Kansas at Baylor Texas at Oklahoma Kansas State at Texas Tech Oklahoma State at West Virginia</p> <p>April 8-10 TCU at Kansas Texas at Kansas State Kansas State at Texas Tech Oklahoma State at West Virginia</p> <p>April 15-17 Oklahoma State at Baylor Oklahoma at TCU Kansas at Texas Kansas State at West Virginia</p>	<p>April 22-24 Baylor at Kansas State West Virginia at Oklahoma TCU at Oklahoma State Texas at Texas Tech</p> <p>April 29-May 1 Oklahoma at Kansas Texas Tech at TCU Oklahoma State at Texas Baylor at West Virginia</p> <p>May 6-8 Texas Tech at Kansas Kansas State at Oklahoma Texas at West Virginia</p> <p>May 13-15 TCU at Baylor Kansas at Kansas State Oklahoma at Oklahoma State</p> <p>May 20-22 Kansas at Oklahoma State Kansas State at TCU Baylor at Texas West Virginia at Texas Tech</p>
---	--



Bob Bowsby



Tim Weiser



Tim Allen



Dru Hancock



Edward Stewart



Bob Burda



Dayna Scherf



John Underwood



Steve Pace



Keri Boyce



Brad Clements



David Flores



Rob Carolla



Sean Hollister



Laura Rasmussen



Joni Lehmann



Neesha Quinn



Maria Huggins



Jessica Hamm



Kiron Andersen



Bret Ayers



Melanie Ellis



Regina Everett



Tracy Hunt



Christina Monjarraz



Valerie Rocha



Lance Gottardy



Melissa Katz



Mitch Gerber



Bridget O'Connell



BIG 12 QUICK FACTS

(All statistics from Fall 1996 through January 2016)



Founded: February 25, 1994

Area: Five states with combined populations of more than 38 million people.

Television Markets: 15 of the Top 100 nationally

Commissioner's Honor Roll Students: 81,000+ named in 38 semesters

Academic All-Big 12 Team Members: 24,119

Student-Athletes with a 4.0 grade-point average on Academic All-Big 12 Teams: 1,199

Dr. Prentice Gautt Scholarships: 361 with nearly \$2.5 million in financial aid

Team National Championships: 54

Individual National Championships: 587

All-America First Team Selections: 4,634

Academic All-America Selections: 594

Big 12 Postseason Championship Attendance: Nearly 5.7 million



BIG 12 SPORTSMANSHIP STATEMENT



The member institutions of the Big 12 Conference are committed to competition in an arena where sportsmanship and the sense of fair play take center stage. Whether on the field, within the community or in the classroom, those who make up the Big 12 - its administrators, coaches, game officials and student-athletes - support the highest ideals in sportsmanship.

At the heart of sportsmanship is the commitment of the institutions towards respect for the opposition and those officiating contests in the 23 sports sponsored by the Big 12. It is with a sense of fair play that a true sporting demeanor in the spirit of intercollegiate competition can be created and maintained with a total regard for the welfare of student-athletes, coaches, support personnel and spectators. Sportsmanship on the field of play is governed by Conference rules and guidelines, as well as those established under the NCAA and amateur organizations.

It is the responsibility of game officials and administrators to see to strict adherence to these guidelines.

The behavior of spectators is managed by event personnel, who are encouraged to deal with interference or abuse of appropriate sporting behavior in the strictest of methods. The Big 12 Conference and its member institutions appreciate the support of the majority of fans who wish to create an atmosphere of competition that allows the participants to showcase the game and their respective skills.

QUICK FACTS

Location..... Waco, Texas
 Founded..... 1845
 Enrollment..... 16,787
 Nickname..... Bears
 Colors..... Green & Gold
 President..... Ken Starr
 Director of Athletics..... Ian McCaw
 Faculty Athletics Representative..... Jeremy Counseller
 Senior Woman Administrator..... Nancy Post
 Baseball Contact..... Zach Peters
 Office..... 254/710-3784
 Cell..... 254/749-0712
 Email..... zach_peters@baylor.edu
 Press Box Phone..... 254/754-5546
 Website..... BaylorBears.com
 Twitter/Instagram..... @BaylorBaseball
 Stadium..... Baylor Ballpark at Ferrell Field
 Capacity..... 5,000
 Dimensions..... LF, RF-330; CF-400
 Surface..... Natural Grass
 2015 Finish..... 23-32/9-15 (8th)
 Lettermen Returning/Lost..... 17/11
 Position Starters Returning/Lost..... 7/4
 Pitchers Returning/Lost..... 8/4
 Newcomers..... 12
 Top Returners..... LHP Daniel Castano (4-6, 3.61, 77.1 IP)
 OF Kameron Esthay (.323, 25 RBI, 7 2B)
 RHP Drew Tolson (3.56 ERA, 15 GS, 91.0 IP)
 All-Time Record..... 2,206-1,613-6
 All-Time Big 12 Record..... 276-224
 Big 12 Regular Season Titles..... 3 (2000-05-12)
 Big 12 Championship Titles..... None
 Big 12 Championship Record..... 32-33
 NCAA Appearances..... 18 (2012)
 All-Time NCAA Tournament Record..... 43-39
 Super Regional Appearances..... 4 (2012)
 Super Regional Record..... 5-7
 College World Series Appearances..... 3 (2005)
 College World Series Record..... 2-6
 College World Series Titles..... None



ZACH PETERS
 MEDIA RELATIONS CONTACT

Year-by-Year Records in the Big 12

Year	Overall			Big 12		
	W	L	T	W	L	T
1997	32	23	0	18	12	0
1998	41	20	1	18	10	0
1999	50	15	0	20	7	0
2000	45	17	0	23	7	0
2001	37	24	0	17	10	0
2002	36	26	0	13	13	0
2003	45	23	0	15	12	0
2004	29	31	0	13	12	0
2005	46	24	0	19	8	0
2006	37	26	0	13	14	0
2007	35	27	0	12	15	0
2008	32	26	0	11	16	0
2009	30	26	0	10	16	0
2010	36	24	0	12	13	0
2011	31	28	0	13	14	0
2012	49	17	0	20	4	0
2013	27	28	0	12	11	0
2014	26	31	0	8	15	0
2015	23	32	0	9	15	0
TOTAL	687	468	1	276	224	0

BAYLOR BALLPARK AT FERRELL FIELD



2016 SCHEDULE

Date	Opponent	Time (CT)
Feb. 19	Washington	6:35 p.m.
Feb. 20	Washington	3:05 p.m.
Feb. 21	Washington	1:05 p.m.
Feb. 23	UT Arlington	5:35 p.m.
Feb. 26	Stony Brook	6:35 p.m.
Feb. 27	Stony Brook	3:05 p.m.
Feb. 28	Stony Brook	1:05 p.m.
March 1	at Sam Houston State	6:30 p.m.
March 4	at Houston	6:30 p.m.
March 5	at Houston	6:30 p.m.
March 6	at Houston	1:00 p.m.
March 8	Texas State	6:35 p.m.
March 11	New Mexico State (I)	6:35 p.m.
March 12	San Diego (I)	5:35 p.m.
March 13	San Diego (I)	12:05 p.m.
March 13	New Mexico State (I)	4:05 p.m.
March 18	Texas Tech*	4:05 p.m.
March 19	Texas Tech*	3:05 p.m.
March 20	Texas Tech*	1:05 p.m.
March 22	at UT Arlington	6:30 p.m.
March 24	Dallas Baptist	6:35 p.m.
March 25	at Dallas Baptist	6:30 p.m.
March 26	at Dallas Baptist	2:00 p.m.
March 29	UTSA	6:05 p.m.
April 1	Kansas*	6:35 p.m.
April 2	Kansas*	3:05 p.m.
April 3	Kansas*	1:05 p.m.
April 5	Wofford	6:35 p.m.
April 6	Wofford	4:05 p.m.
April 8	at Oklahoma*	6:00 p.m.
April 9	at Oklahoma*	2:00 p.m.
April 10	at Oklahoma*	1:00 p.m.
April 13	Lamar	4:05 p.m.
April 15	Oklahoma State*	6:35 p.m.
April 16	Oklahoma State*	3:05 p.m.
April 17	Oklahoma State*	1:05 p.m.
April 19	Sam Houston State	6:35 p.m.
April 22	at Kansas State*	6:35 p.m.
April 23	at Kansas State*	4:05 p.m.
April 24	at Kansas State*	1:05 p.m.
April 26	Incarnate Word	6:35 p.m.
April 29	at West Virginia*	5:30 p.m.
April 30	at West Virginia*	3:00 p.m.
May 1	at West Virginia*	Noon
May 10	McNeese State	6:35 p.m.
May 11	McNeese State	4:05 p.m.
May 13	TCU*	6:35 p.m.
May 14	TCU*	3:05 p.m.
May 15	TCU*	1:05 p.m.
May 17	at UTSA	6:00 p.m.
May 19	at Texas*	6:00 p.m.
May 20	at Texas*	6:00 p.m.
May 21	at Texas*	2:00 p.m.

I - Baylor Baseball Battle, Waco, Texas; *Big 12 Conference Game



NUMERICAL ROSTER

1	Justin Arrington	INF
2	Steven McLean	INF
3	Nick Lewis	RHP
8	Levi Gilcrease	OF
9	West Tunnell	INF
10	Austin Stone	RHP
11	Darryn Sheppard	OF
12	Matt Menard	C
13	Joe Sabatini	C/OF
14	Josh Bissonette	INF
15	Kyle Hill	RHP
16	Joe Heineman	RHP
18	Kameron Esthay	OF
19	Aaron Dodson	C/IB
20	T.J. Raguse	IB/OF
21	Richard Cunningham	OF
22	Daniel Castano	LHP
24	Andrew McInvale	RHP
25	Ben Carl	INF
26	Kody Hessemer	RHP
27	Drew Tolson	RHP
28	Blake Allen	RHP
31	Tyler Shumpert	RHP
32	Cameron Miller	C/IB
33	Theron Kay	RHP
35	Kyle Ott	RHP
36	Troy Montemayor	RHP
37	Johnathan Ducoff	INF
43	Alex Phillips	RHP
47	Drew Robertson	RHP
50	Collin Garrett	RHP

ALPHABETICAL ROSTER

NO.	NAME	POS.	B/T	HT.	WT.	CL.	HOMETOWN/PREVIOUS SCHOOL
28	Blake Allen	RHP	R/R	6-4	205	RFr.	Austin, Texas/Anderson
1	Justin Arrington	INF	L/R	5-10	175	Sr.	Plano, Texas/Hill JC
14	Josh Bissonette	INF	R/R	6-0	170	Fr.	Anaheim Hills, Calif./Orange Lutheran
25	Ben Carl	INF	R/R	5-11	190	Jr.	Houston, Texas/Memorial
22	Daniel Castano	LHP	L/R	6-4	210	Jr.	Austin, Texas/Lake Travis
21	Richard Cunningham	OF	L/L	5-11	175	RFr.	Austin, Texas/Stephen F. Austin
19	Aaron Dodson	C/IB	S/R	6-3	205	Jr.	Cypress, Texas/Cy-Fair
37	Johnathan Ducoff	INF	R/R	6-2	195	So.	Kingwood, Texas/Kingwood
18	Kameron Esthay	OF	L/L	6-0	210	So.	Moss Bluff, La./Sam Houston
50	Collin Garrett	RHP	R/R	6-5	250	Fr.	Montgomery, Texas/Montgomery
8	Levi Gilcrease	OF	R/R	6-0	180	So.	Odessa, Fla./Home School
16	Joe Heineman	RHP	R/R	6-1	190	So.	Southlake, Texas/Weatherford College
26	Kody Hessemer	RHP	R/R	6-1	190	Sr.	Tomball, Texas/McLennan CC
15	Kyle Hill	RHP	R/R	5-11	185	Fr.	Corpus Christi, Texas/Calallen
33	Theron Kay	RHP	R/R	6-0	175	So.	San Jose, Calif./Valley Christian
3	Nick Lewis	RHP	R/R	6-2	180	Jr.	Flower Mound, Texas/Marcus
24	Andrew McInvale	RHP	R/R	6-1	210	Fr.	Austin, Texas/St. Andrews
2	Steven McLean	INF	R/R	5-9	180	Jr.	Los Altos, Calif./Los Altos
23	Matt Menard	C	R/R	6-0	210	Jr.	Bridge City, Texas/Bridge City
32	Cameron Miller	C/IB	L/R	5-11	195	So.	Houston, Texas/Bellaire
36	Troy Montemayor	RHP	R/R	5-11	160	So.	San Antonio, Texas/Reagan
35	Kyle Ott	RHP	R/R	6-1	195	RSo.	Galveston, Texas/Ball
43	Alex Phillips	RHP	R/R	6-4	230	Jr.	Nacogdoches, Texas/San Jacinto College
20	T.J. Raguse	IB/OF	L/L	6-1	185	Fr.	Georgetown, Texas/Georgetown
47	Drew Robertson	RHP	R/R	6-1	180	Jr.	Flower Mound, Texas/Tyler Junior College
13	Joe Sabatini	C/OF	S/R	6-1	210	Jr.	Tulsa, Okla./NOAH - Home School
11	Darryn Sheppard	OF	R/R	6-2	200	Jr.	Sugar Land, Texas/Dulles
31	Tyler Shumpert	RHP	R/R	6-0	180	So.	Oak Ridge, Texas/Galveston College
10	Austin Stone	RHP	R/R	6-1	185	RSr.	Port Neches, Texas/Groves
27	Drew Tolson	RHP	R/R	6-0	170	Jr.	Houston, Texas/Memorial
9	West Tunnell	INF	L/R	6-1	195	Sr.	Anthem, Ariz./Boulder Creek



STEVE RODRIGUEZ
HEAD COACH

BASEBALL STAFF

Head Coach: Steve Rodriguez
Pepperdine, 2001
Record at BU: 0-0 (First season)
Overall Record: 401-300 (13th season)

Asst. Coach: Jon Strauss
Long Beach State, 1996

Asst. Coach: Mike Taylor
Prairie View A&M, 1997

BAYLOR COACHING RECORDS

Coach	Years	Seasons	Overall				Pct.	Conference			
			W	L	T	Pct.		W	L	T	Pct.
J.C. Ewing	1902	1	5	9	0	.357	--	--	--	--	
R.N. Watts	1903-04	2	14	18	0	.438	--	--	--	--	
Lee Carroll	1905	1	12	7	0	.631	--	--	--	--	
L.F. Burleson	1906-08	3	25	34	0	.423	--	--	--	--	
E.J. Mills	1909	1	9	12	0	.421	--	--	--	--	
Ralph Glaze	1910-13	4	54	27	0	.667	--	--	--	--	
C.P. Mosley	1914-19	6	47	60	0	.439	16	24	0	.400	
Frank Bridges	1920-27	8	95	73	0	.565	67	53	0	.558	
Morley Jennings	1928-39	12	120	78	1	.603	93	72	0	.564	
Lloyd Russell	1940-41, 58-61	6	72	58	1	.553	43	41	1	.512	
Floyd Crow	1942	1	8	8	0	.500	7	8	0	.467	
A.E. Jones	1946-50, 1953	6	89	52	0	.631	51	34	0	.600	
Vic Bradford	1951	1	10	10	0	.500	6	9	0	.400	
Chuck Devereaux	1952	1	9	6	0	.600	9	6	0	.600	
Boyd SoRelle	1954-57	4	48	45	1	.516	28	26	1	.518	
Dutch Schroeder	1962-73	12	196	165	0	.543	88	104	0	.458	
Mickey Sullivan	1974-94	21	649	428	4	.602	233	236	0	.497	
Steve Smith	1995-2015	20	744	523	1	.587	294	271	0	.520	
TOTAL		111	2206	1613	8	.577	935	867	2	.519	

2015 STATISTICS

(All games sorted by batting average)

Player	AVG	GP	GS	AB	R	H	2B	3B	HR	RBI	TB	SLG%	BB	HBP	SO	GDP	OB%	SF	SH	SB	ATT	PO	A	E	FLD%
Esthay, Kameron	.323	53	41	155	26	50	7	1	5	25	74	.477	12	3	35	2	.380	1	0	5	7	87	3	7	.928
Brown, Logan	.288	55	55	219	33	63	10	1	1	20	78	.356	17	6	30	1	.354	1	5	21	31	159	7	1	.994
Dodson, Aaron	.225	47	35	138	18	31	5	1	3	15	47	.341	17	0	46	1	.310	0	0	0	0	290	26	5	.984
Carl, Ben	.316	19	3	19	2	6	1	0	0	4	7	.368	1	0	4	2	.350	0	2	0	0	4	9	0	1.000
Toth, Adam	.290	32	30	107	11	31	8	2	1	19	46	.430	13	0	22	2	.355	4	3	5	7	43	2	1	.978
Romo, Ryan	.286	3	2	7	0	2	0	0	0	0	2	.286	1	1	0	0	.444	0	0	0	0	7	0	0	1.000
Smith, Case	.286	8	1	7	1	2	0	0	0	0	2	.286	1	0	1	0	.375	0	0	0	0	16	0	0	1.000
Price, Mitch	.278	48	33	126	17	35	7	0	3	19	51	.405	11	5	24	4	.357	1	0	0	0	175	12	2	.989
Wendel, Duncan	.275	41	39	131	20	36	5	0	0	14	41	.313	19	0	14	0	.357	4	0	2	4	84	76	9	.947
Tunnell, West	.258	41	20	89	8	23	5	2	0	9	32	.360	5	0	19	0	.295	1	0	6	7	18	17	2	.946
Ducock, Jonathan	.252	44	35	119	14	30	6	0	1	12	39	.328	4	0	36	0	.272	2	1	1	2	37	79	17	.872
Ross, Hayden	.250	25	21	68	10	17	4	0	0	6	21	.309	8	2	16	4	.342	1	3	6	8	24	55	7	.919
Menard, Matt	.245	40	31	110	5	27	3	1	0	15	32	.291	13	4	22	3	.346	0	1	1	2	194	21	3	.986
Arrington, Justin	.241	42	31	108	8	26	4	0	0	11	30	.278	12	0	16	4	.317	0	1	1	2	43	94	7	.951
Sheppard, Darryn	.229	38	34	118	18	27	10	0	3	10	46	.390	15	2	29	2	.324	1	3	5	9	46	1	0	1.000
Miller, Cameron	.222	31	20	72	7	16	4	0	0	9	20	.278	10	1	20	1	.325	0	0	0	0	63	13	2	.974
McLean, Steven	.202	51	33	104	12	21	1	0	0	8	22	.212	6	2	28	1	.250	4	5	7	10	76	92	6	.966
Gilcrease, Levi	.193	40	18	83	10	16	1	1	0	2	19	.229	6	0	22	0	.244	1	3	2	4	47	2	1	.980
Sabatini, Joe	.171	25	11	41	3	7	2	2	0	6	13	.317	4	1	14	1	.255	1	0	0	1	2	0	0	1.000
Arrington	.000	1	1	3	0	0	0	0	0	0	0	.000	0	0	0	0	.000	0	0	0	0	2	6	0	1.000
Kelly, Lane	.000	12	1	2	3	0	0	0	0	0	0	.000	0	1	0	1	.333	0	0	2	2	3	1	0	1.000
Totals	.255	55	55	1826	226	466	83	11	17	204	622	.341	175	28	399	29	.326	22	27	64	96	1446	597	83	.961
Opponents	.286	55	55	1927	294	552	89	12	34	265	767	.398	208	41	304	29	.366	15	38	26	45	1448	553	64	.969

LOB - Team (404), Opp (490). DPs turned - Team (33), Opp (37). TPs turned - Team (1). CI - Team (1), Menard 1. IBB - Team (5), Dodson, A. 2, Toth 1, Brown 1, Wendel 1, Opp (6). Picked off - Brown 4, Arrington, J 2, Wendel 1, Tunnell 1, Sheppard 1, Menard 1.

(All games sorted by earned run average)

Player	ERA	W	L	APP	GS	CG	SHO	CBO	SV	IP	H	R	ER	BB	SO	2B	3B	HR	AB/B/Avg	WP	HBP	BK	SFA	SHA	
Tolson, Drew	3.56	3	8	16	15	3	0	0	0	91.0	102	47	36	26	45	12	1	4	352	.290	4	6	0	1	12
Castano, Daniel	3.61	4	6	16	13	1	1	1	1	77.1	95	48	31	31	45	13	0	1	322	.295	9	5	2	5	5
Carl, Ben	0.00	0	0	1	0	0	0	0	0	0.1	0	0	0	1	0	0	0	1	.000	0	0	0	0	0	0
Kuntz, Brad	2.22	1	1	12	0	0	0	0	2	24.1	17	7	6	13	26	3	0	0	86	.198	0	2	0	0	2
Smith, Ryan	2.70	0	0	3	3	0	0	0	0	10.0	11	4	3	6	5	0	0	0	40	.275	1	2	0	0	0
Lewis, Nick	4.14	4	2	16	8	0	0	0	0	50.0	46	25	23	23	34	13	1	5	190	.242	7	4	0	1	5
Kirkland, Joe	4.21	3	2	25	0	0	0	0	1	36.1	36	17	17	17	33	5	1	5	137	.263	5	5	0	0	2
Spicer, Sean	4.63	1	2	24	0	0	0	0	8	35.0	44	20	18	10	31	4	2	6	144	.306	4	2	0	0	4
Kay, Theron	4.80	3	4	13	8	0	0	1	0	45.0	48	27	24	20	18	10	1	1	169	.284	3	5	0	2	6
Montemayor, Troy	4.95	0	3	21	1	0	0	1	0	43.2	60	26	24	17	26	10	2	7	189	.317	1	1	0	3	1
Hessemer, Kody	6.91	4	2	18	3	0	0	0	1	41.2	58	34	32	13	23	13	2	2	181	.320	1	3	0	1	0
Stone, Austin	9.98	0	2	6	4	0	0	0	0	15.1	15	18	17	17	10	3	1	1	62	.242	5	3	0	1	1
Ott, Kyle	14.73	0	0	13	0	0	0	0	0	11.0	17	18	18	12	7	3	1	2	48	.354	5	3	0	1	0
Smith, Case	27.00	0	0	2	0	0	0	0	0	1.0	3	3	3	2	1	0	0	0	6	.500	1	0	0	0	0
Totals	4.71	23	32	55	55	4	2	1	13	482.0	552	294	252	208	304	89	12	34	1927	.286	46	41	2	15	38
Opponents	3.58	32	23	55	55	5	5	3	11	482.2	466	226	192	175	399	83	11	17	1826	.255	45	28	2	22	27

PB - Team (12), Miller, C. 7, Menard 3, Dodson, A. 2, Opp (5). Pickoffs - Team (4), Miller, C. 2, Smith, R. 1, Kay 1, Opp (10). SBA/ATT - Menard (11-20), Miller, C. (9-15), Kirkland (4-9), Dodson, A. (6-7), Lewis (5-7), Tolson (1-6), Ott (5-5), Hessemer (3-4), Montemayor (2-4), Castano (2-4), Stone (2-2), Spicer (1-2), Kuntz (0-1), Kay (1-1).

2015 RESULTS

OVERALL: 23-32

HOME: 16-12

AWAY: 5-15

NEUTRAL: 2-5

BIG 12: 9-15

Date	Opponent	Result	Date	Opponent	Result	Date	Opponent	Result
Feb. 13	No. 13 Cal Poly	W, 8-6	March 20	West Virginia*	W, 5-4	April 25	Kansas State*	L, 3-5
Feb. 14	No. 13 Cal Poly	W, 8-6	March 21	West Virginia*	W, 10-4	April 26	Kansas State*	L, 3-6
Feb. 15	No. 13 Cal Poly	W, 6-0	March 22	West Virginia*	L, 2-8	April 28	at UT-San Antonio	L, 3-6
Feb. 17	Dallas Baptist	L, 6-9	March 24	at UT Arlington	W, 6-2	May 1	at Kansas*	L, 0-2
Feb. 20	Kent State	L, 3-11	March 27	Oklahoma*	W, 3-0	May 2	at Kansas*	W, 6-3
Feb. 21	Kent State	W, 6-1	March 28	Oklahoma*	W, 7-2	May 3	at Kansas*	W, 14-4
Feb. 22	Kent State	W, 4-3 (10)	March 29	Oklahoma*	L, 3-13	May 12	UT-San Antonio	W, 4-3
Feb. 24	Northwestern State	Cancelled	March 31	No. 14 Houston	L, 0-11	May 16	Texas*	L, 5-6
Feb. 25	Northwestern State	W, 8-4	April 2	at Texas State	L, 8-9 (10)	May 17	Texas*	W, 7-1
Feb. 27	at Cal State Fullerton	L, 1-10	April 3	Texas State	L, 0-5	May 17	Texas*	L, 1-11 (7)
Feb. 28	at Cal State Fullerton	L, 6-11	April 4	Texas State	L, 1-4	May 20	vs. TCU*	W, 6-5
March 1	at Cal State Fullerton	L, 6-7	April 7	UT Arlington	W, 10-7	May 21	vs. Texas	L, 3-4
March 6	vs. Hawaii (I)	L, 1-2	April 10	at No. 23 Texas Tech*	L, 4-8	May 22	vs. Texas Tech*	W, 5-4
March 7	vs. No. 2 LSU (I)	L, 1-2	April 11	at No. 23 Texas Tech*	L, 2-3 (12)	May 23	vs. Texas*	L, 0-4
March 8	vs. No. 11 Texas A&M (I)	L, 2-3	April 12	at No. 23 Texas Tech*	L, 5-9			
March 10	at No. 20 Dallas Baptist	L, 3-17	April 14	Incarnate Word	W, 2-1			
March 13	at No. 1 TCU*	L, 1-3	April 18	at No. 10 Oklahoma State*	L, 4-10			
March 14	at No. 1 TCU*	L, 2-3	April 19	at No. 10 Oklahoma State*	W, 2-1			
March 15	at No. 1 TCU*	L, 1-10	April 20	at No. 10 Oklahoma State*	L, 1-7			
March 17	at Sam Houston State	W, 4-3 (10)	April 21	Lamar	W, 8-6			
March 18	Sam Houston State	L, 3-4	April 24	Kansas State*	W, 4-1			

I - Houston College Classic, Houston, Texas;

* Big 12 Conference Game; *Big 12 Championship

QUICK FACTS

Location..... Lawrence, Kan.
 Founded..... 1866
 Enrollment..... 27, 983
 Nickname..... Jayhawks
 Colors..... Crimson & Blue
 Chancellor..... Dr. Bernadette Gray-Little
 Director of Athletics..... Dr. Sheahon Zenger
 Faculty Athletics Representative.. Susan Stagg-Williams
 Senior Woman Administrator..... Debbie Van Saun
 Baseball Contact..... D.J. Haurin
 Office..... 785/864-3575
 Cell..... 785/312-2836
 Email..... dhaurin@ku.edu
 Press Box Phone..... 785/864-4037
 Website..... kuathletics.com
 Twitter/Instagram..... @KUBaseball
 Stadium..... Hoglund Ballpark
 Capacity..... 2,500
 Dimensions..... LF, RF -330; CF-400
 Surface..... AstroTurf
 2015 Finish..... 23-32/8-15 (9th)
 Lettermen Returning/Lost..... 27/8
 Position Starters Returning/Lost..... 4/4
 Pitchers Returning/Lost..... 13/2
 Newcomers..... 10
 Top Returners..... LHP Ben Krauth (7-5, 3.65, 91.9 IP)
 RHP Stephen Villines (3-5, 3.40 ERA, 13 SV, 53.0 IP)
 C Michael Tinsley (.337, .459 SLG, 39 RBI)
 All-Time Record..... 1,835-1,749-17
 All-Time Big 12 Record..... 180-326-1
 Big 12 Regular Season Titles..... None
 Big 12 Championship Titles..... 1 (2006)
 Big 12 Championship Record..... 9-15
 NCAA Appearances..... 5 (2014)
 All-Time NCAA Tournament Record..... 9-11
 Super Regional Appearances..... None
 Super Regional Record..... 0-0
 College World Series Appearances..... 1 (1993)
 College World Series Record..... 0-2
 College World Series Titles..... None



D.J. HAURIN
MEDIA RELATIONS CONTACT


Year-by-Year Records in the Big 12

Year	Overall			Big 12		
	W	L	T	W	L	T
1997	31	25	0	12	18	0
1998	22	29	0	7	20	0
1999	14	40	0	4	26	0
2000	25	30	0	10	20	0
2001	26	30	0	7	23	0
2002	22	29	0	5	21	0
2003	35	28	0	9	18	0
2004	31	31	1	7	19	0
2005	36	28	0	11	15	0
2006	43	25	0	13	14	0
2007	28	30	0	9	17	0
2008	30	27	0	9	18	0
2009	39	24	0	15	12	0
2010	31	27	1	11	15	1
2011	26	30	0	9	18	0
2012	24	34	0	7	16	0
2013	34	25	0	12	12	0
2014	35	26	0	15	9	0
2015	23	32	0	8	15	0
TOTAL	555	550	2	180	326	1

2016 SCHEDULE

Date		Opponent	Time
Feb. 20	at	Little Rock	3:00 p.m.
Feb. 22		Northern Colorado	3:00 p.m.
Feb. 22		Northern Colorado	3:00 p.m.
Feb. 26	vs.	Utah (I)	6:00 p.m.
Feb. 27	vs.	Oregon State (I)	2:00 p.m.
Feb. 28	vs.	Oregon State (I)	11:00 a.m.
Feb. 29	vs.	Utah (I)	Noon
March 3		BYU	3:00 p.m.
March 4		BYU	3:00 p.m.
March 5		BYU	Noon
March 8		Creighton	3:00 p.m.
March 11		North Dakota State (2)	3:00 p.m.
March 12		Saint Louis (2)	3:00 p.m.
March 13		Purdue (2)	3:00 p.m.
March 15		Murray State	3:00 p.m.
March 16		Murray State	3:00 p.m.
March 18	at	Stanford	7:30 p.m.
March 19	at	Stanford	3:00 p.m.
March 20	at	Stanford	2:00 p.m.
March 23	at	Creighton	6:00 p.m.
March 25		West Virginia*	6:00 p.m.
March 26		West Virginia*	2:00 p.m.
March 27		West Virginia*	1:00 p.m.
March 29		Missouri State	6:00 p.m.
April 1	at	Baylor*	6:35 p.m.
April 2	at	Baylor*	3:05 p.m.
April 3	at	Baylor*	1:05 p.m.
April 6	at	Missouri State	6:30 p.m.
April 8		TCU*	6:00 p.m.
April 9		TCU*	2:00 p.m.
April 10		TCU*	1:00 p.m.
April 13		Nebraska-Omaha	6:00 p.m.
April 15	at	Texas*	6:00 p.m.
April 16	at	Texas*	4:30 p.m.
April 17	at	Texas*	1:00 p.m.
April 19		Wichita State	6:00 p.m.
April 22	at	Samford	6:00 p.m.
April 23	at	Samford	2:00 p.m.
April 24	at	Samford	Noon
April 26		Grand Canyon	6:00 p.m.
April 27	vs.	Nebraska (3)	6:00 p.m.
April 29		Oklahoma*	6:00 p.m.
April 30		Oklahoma*	2:00 p.m.
May 1		Oklahoma*	1:00 p.m.
May 3	at	Minnesota	6:30 p.m.
May 4	at	Minnesota	1:30 p.m.
May 6		Texas Tech*	6:00 p.m.
May 7		Texas Tech*	2:00 p.m.
May 8		Texas Tech*	1:00 p.m.
May 13	at	Kansas State*	6:30 p.m.
May 14	at	Kansas State*	6:30 p.m.
May 15	at	Kansas State*	1:00 p.m.
May 17	at	Wichita State	6:00 p.m.
May 19	at	Oklahoma State*	6:30 p.m.
May 20	at	Oklahoma State*	6:00 p.m.
May 21	at	Oklahoma State*	3:00 p.m.

1 - Big 12/Pac-12 Challenge, Surprise, Ariz.; 2 - Millard Management Classic, Lawrence, Kan.; 3 - College Baseball Hall of Fame Game, Kauffman Stadium, Kansas City; *Big 12 Conference Game

HOGLUND BALLPARK


NUMERICAL ROSTER

1	Joven Afenir	OF
3	David Kyriacou	INF
4	Owen Taylor	INF
5	Matt McLaughlin	INF
7	Ty Denzer	OF/INF
8	TJ Martin	C
10	Jon Hander	RHP
11	Tanner Gragg	C
12	Ryan Ralston	RHP
14	Joe Moroney	OF
15	Tommy Mirabelli	INF
17	Brandon Johnson	RHP
19	Casey Douglas	RHP
20	Jackson Goddard	RHP
21	Sean Rackoski	RHP
22	Ben Krauth	LHP
23	Ryan Pidhaichuk	INF
24	Colby Wright	INF
25	Peyton Grassanovits	OF
26	Tyler Davis	RHP
27	Devin Foyle	OF
28	Blake Shinkle	INF
29	Sam Gilbert	RHP
30	MJ Farthing	OF
31	Chris Fearon	RHP
32	Ryan Jackson	LHP
33	Marcus Wheeler	INF
34	Michael Tinsley	C
35	John Remick	C
36	Blake Goldsberry	RHP
38	Hayden Edwards	RHP
40	Stephen Villines	RHP
42	Rudy Karre	OF/INF
44	Blake Weiman	LHP
48	Steve Goldstein	OF
59	Zach Leban	RHP

ALPHABETICAL ROSTER

NO.	NAME	POS.	B/T	HT.	WT.	CL.	HOMETOWN/PREVIOUS SCHOOL
1	Joven Afenir	OF	L/R	5-11	165	Jr.	Murrieta, Calif./Vista Murrieta
26	Tyler Davis	RHP	R/R	6-1	185	RSo.	Springville, Calif./Porterville
7	Ty Denzer	OF/INF	S/R	6-1	180	Fr.	Victoria, Minn./Chanhassan
19	Casey Douglas	RHP	R/R	6-5	205	So.	Los Altos, Calif./St. Francis
38	Hayden Edwards	RHP	R/R	6-8	195	Sr.	Overland Park, Kan./Blue Valley
30	MJ Farthing	OF	L/R	6-1	210	Jr.	Reno, Nev./Manogue
31	Chris Fearon	RHP	R/R	6-1	180	Fr.	Spring, Texas/Concordia Lutheran
27	Devin Foyle	OF	S/L	6-3	175	Fr.	Fountain Hills, Ariz./Fountain Hills
29	Sam Gilbert	RHP	R/R	6-0	185	Sr.	Pittsburg, Kan./Fort Scott CC
20	Jackson Goddard	RHP	R/R	6-4	205	Fr.	Tulsa, Okla./Holland Hall
36	Blake Goldsberry	RHP	R/R	6-4	180	Fr.	Highlands Ranch, Colo./Cherry Creek
48	Steve Goldstein	OF	L/L	6-0	200	Sr.	East Meadow, N.Y./Stony Brook
11	Tanner Gragg	C	R/R	6-1	210	So.	Overland Park, Kan./Blue Valley West
25	Peyton Grassanovits	OF	R/R	6-0	185	Fr.	Southlake, Texas/Keller
10	Jon Hander	RHP	R/R	6-2	190	RSo.	Sioux Falls, S.D./Washington
32	Ryan Jackson	LHP	L/L	6-3	205	So.	Las Vegas, Nev./Green Valley
17	Brandon Johnson	RHP	R/R	6-4	225	So.	Las Vegas, Nev./Faith Lutheran
42	Rudy Karre	OF/INF	R/R	6-2	185	Fr.	Peoria, Ariz./Liberty
22	Ben Krauth	LHP	L/L	6-0	185	Sr.	Concord, Calif./Diablo Valley College
3	David Kyriacou	INF	L/R	5-9	180	Fr.	Oakland, Calif./Bishop O'Dowd
59	Zach Leban	RHP	R/R	6-3	215	Fr.	Bellevue, Wash./Sammamish
8	TJ Martin	C	R/R	6-0	210	Fr.	Overland Park, Kan./Blue Valley Southwest
5	Matt McLaughlin	INF	R/R	6-2	190	So.	San Jose, Calif./Leland
15	Tommy Mirabelli	INF	L/R	5-8	155	Sr.	Rocky River, Ohio/St. Edward
14	Joe Moroney	OF	R/R	5-8	175	Sr.	Pleasanton, Calif./Amador Valley
23	Ryan Pidhaichuk	INF	L/R	6-2	215	Sr.	Richmond, British Columbia/Hugh Boyd
21	Sean Rackoski	RHP	R/R	6-7	210	Jr.	Chandler, Ariz./Hamilton
12	Ryan Ralston	RHP	R/R	6-4	215	So.	Overland Park, Kan./Blue Valley West
35	John Remick	C	R/R	6-2	190	Jr.	San Diego, Calif./Torrey Pines
28	Blake Shinkle	INF	R/R	6-1	165	Fr.	Olathe, Kan./Blue Valley Southwest
4	Owen Taylor	INF	R/R	6-3	210	So.	Grand Junction, Colo./Grand Junction
34	Michael Tinsley	C	L/R	6-0	195	Jr.	Menlo Park, Calif./Junipero Serra
40	Stephen Villines	RHP	R/R	6-2	165	Jr.	Lake Forest, Calif./El Toro
44	Blake Weiman	LHP	R/L	6-4	205	So.	Wheat Ridge, Colo./Columbine
33	Marcus Wheeler	INF	R/R	6-1	225	Jr.	Phoenix, Ariz./Thunderbird
24	Colby Wright	INF	R/R	6-1	205	Sr.	Castro Valley, Calif./Castro Valley

KANSAS HEAD COACHES



RITCH PRICE
HEAD COACH

BASEBALL STAFF

Head Coach: Ritch Price
Williamette, 1978

Record at KU: 415-367-2 (14th season)

Overall Record: 631-596-3 (22nd season)

Assoc. Head Coach: Ryan Graves
Oklahoma State, 1996

Asst. Coach: Ritchie Price
Kansas, 2006

Coach	Years	Seasons	Overall				Conference				
			W	L	T	Pct.	W	L	T	Pct.	
Unknown	1880, 82, 84-94, 96	13	47	25	3	.647	--	--	--	--	
J.R. Snyder	1898	1	4	2	0	.667	--	--	--	--	
Frank Jewett	1899	1	10	4	0	.714	--	--	--	--	
Clyde Nichols	1900	1	18	7	0	.720	--	--	--	--	
Ulysses Plank	1902-04	3	26	13	0	.667	--	--	--	--	
Arthur Relihan	1905	1	10	5	0	.667	--	--	--	--	
Dick Kaufman	1906-08	3	55	28	1	.661	--	--	--	--	
Mills Ebright	1909	1	8	12	0	.400	--	--	--	--	
Arthur Sherwin	1910-12	3	33	18	0	.647	--	--	--	--	
Leonard Frank	1913	1	10	4	0	.714	--	--	--	--	
Leon McCarty	1914-17, 20	5	37	21	1	.636	--	--	--	--	
Jay Bond	1918-19	2	5	9	0	.357	--	--	--	--	
Adrian Lindsay	1921	1	13	2	0	.867	--	--	--	--	
George Clark	1922-25	4	35	27	1	.560	31	25	1	.553	
John Bunn	1926-30	5	38	45	0	.458	33	39	0	.458	
T.C. Bishop	1931	1	6	8	0	.429	4	8	0	.333	
Wayne Culp	1932	1	5	13	0	.278	5	9	0	.357	
F.Kappelman/O. Nesmith	1937	1	3	10	2	.267	3	9	2	.333	
Ralph Conger	1938-39	2	11	19	0	.367	8	17	0	.320	
Mike Getto	1940	1	3	12	0	.200	2	12	0	.143	
F.C. Allen	1941-42	2	6	15	0	.286	5	14	0	.263	
Elmer Schaake	1944	1	0	5	0	.000	0	2	0	.000	
Red Dugan	1946	1	4	6	0	.400	4	6	0	.400	
Vic Bradford	1947	1	4	9	0	.308	4	9	0	.308	
Russ Sehon	1948	1	7	12	0	.368	5	10	0	.333	
William Hogan	1949-50	2	24	19	0	.558	19	15	0	.559	
Hubert Ulrich	1951-53	3	23	25	0	.479	17	23	0	.425	
Floyd Temple	1954-81	28	438	397	5	.524	207	277	0	.428	
Marty Pattin	1982-87	6	122	172	2	.416	38	91	0	.295	
Dave Bingham	1988-95	8	249	225	0	.525	85	113	0	.429	
Bobby Randall	1996-2002	7	166	213	0	.438	56	145	0	.279	
Ritch Price	2003-present	13	415	367	2	.531	135	198	1	.406	
TOTAL			125	1835	1749	17	.514	661	1022	4	.393



2015 STATISTICS

(All games sorted by batting average)

Table with 26 columns: Player, AVG, GP, GS, AB, R, H, 2B, 3B, HR, RBI, TBSLG%, BB, HBP, SO, GDP, OB%, SF, SH, SB, ATT, PO, A, E, FLD%. Rows include players like McKay, Connor, Tinsley, Michael, etc., and a Totals/Opponents row.

LOB - Team (470), Opp (471). DPs turned - Team (47), Opp (61). TPs turned - Team (0), Opp (1). CI - Team (0), Opp (2). IBB - Team (6), McKay, C. I, Tinsley, M. I, Moroney, J. I, Taylor, O. I, Wright, C. I, McLaughlin I, Opp (2). Picked off - Moroney, J. 2, Protacio, J. I.

(All games Sorted by earned run average)

Table with 26 columns: Player, ERA, W, L, APP, GS, CG, SHO, CBO, SV, IP, H, R, ER, BB, SO, 2B, 3B, HR, AB, B/Avg, WP, HBP, BK, SFA, SHA. Rows include pitchers like Krauth, Ben, Morovick, Drew, etc., and a Totals/Opponents row.

PB - Team (10), Tinsley, M. 7, Martin, T. 3, Opp (9). Pickoffs - Team (18), Krauth, B. 8, Morovick, D. 4, Weiman, B. 3, Villines, S. 2, Jackson, R. I, Opp (3). SBA/ATT - Tinsley, M. (48-60), Krauth, B. (10-13), Rackoski, S. (7-11), Morovick, D. (7-10), Martin, T. (8-10), Villines, S. (6-9), Jackson, R. (5-7), Weiman, B. (5-7), Douglas, C. (3-6), Gilbert, S. (5-6), Edwards, H. (5-5), Ralston, R. (3-3), Gragg, T. (2-2), Johnson, B. (1-2), Toalson, C. (1-1).

2015 RESULTS

OVERALL: 23-32

HOME: 12-15

AWAY: 7-13

NEUTRAL: 4-4

BIG 12: 8-15

Table with 3 columns: Date, Opponent, Result. Rows list game dates from Feb 13 to March 20, and April 21, with opponents like LSU, Iowa, Missouri State, etc., and results like L, 1-4 or W, 3-1.

1 - Big 12/Pac-12 Challenge, Mesa, Ariz.;
2 - Big 12/Pac-12 Challenge, Surprise, Ariz.;
3- Snowbird Classic - Port Charlotte, Fla.;
*Big 12 Conference Game

QUICK FACTS

Location..... Manhattan, Kan.
 Founded..... 1863
 Enrollment..... 24,766
 Nickname..... Wildcats
 Colors..... Purple & White
 President..... Dr. Kirk Schulz
 Director of Athletics..... John Currie
 Faculty Athletics Representative..... Dr. Be Stoney
 Senior Woman Administrator..... Jill Shields
 Baseball Contact..... Chris Kutz
 Office..... 785/532-7976
 Cell..... 785/307-5931
 Email..... ckutz@kstatesports.com
 Press Box Phone..... 785/532-5801
 Website..... kstatesports.com
 Twitter..... @kstatesports/@kstate_gameday
 Instagram..... @kstatesports
 Stadium..... Tointon Family Stadium
 Capacity..... 2,331
 Dimensions..... LF-340;CF- 400; RF-325
 Surface..... AstroTurf Gameday Grass 3D60
 2015 Finish..... 27-30/10-14 (6th)
 Lettermen Returning/Lost..... 14/15
 Position Starters Returning/Lost..... 6/3
 Pitchers Returning/Lost..... 8/7
 Newcomers..... 17
 Top Returners..... C Tyler Moore (.302, 4 HR, 31 RBI)
 INF Tyler Wolfe (.287, 30 RBI)
 RHP Lucas Benenati (21 APP, 2-0, 2.27 ERA)
 All-Time Record..... 1,757-1,746-10
 All-Time Big 12 Record..... 182-319-3
 Big 12 Regular Season Titles..... 1 (2013)
 Big 12 Championship Titles..... None
 Big 12 Championship Record..... 14-16
 NCAA Appearances..... 4 (2013)
 All-Time NCAA Tournament Record..... 7-8
 Super Regional Appearances..... 1 (2013)
 Super Regional Record..... 1-2
 College World Series Appearances..... None
 College World Series Record..... 0-0
 College World Series Titles..... None



CHRIS KUTZ
 MEDIA RELATIONS CONTACT

Year-by-Year Records in the Big 12

Year	Overall			Big 12		
	W	L	T	W	L	T
1997	32	24	0	10	20	0
1998	20	32	0	9	19	0
1999	26	29	0	11	18	0
2000	19	32	0	5	24	0
2001	25	28	0	10	17	0
2002	30	25	0	13	13	0
2003	15	37	0	5	22	0
2004	26	30	0	4	23	0
2005	30	25	0	8	19	0
2006	31	20	2	8	17	2
2007	34	24	0	10	16	0
2008	29	29	0	11	16	0
2009	43	18	1	14	11	1
2010	37	22	0	14	12	0
2011	36	25	0	12	14	0
2012	27	31	0	7	17	0
2013	45	19	0	16	8	0
2014	25	30	0	5	19	0
2015	27	30	0	10	14	0
TOTAL	557	510	3	182	319	3

2016 SCHEDULE

Date		Opponent	Time (CT)
Feb. 19	at	UC Riverside	8:00 p.m.
Feb. 20	at	UC Riverside	3:00 p.m.
Feb. 21	at	UC Riverside	3:00 p.m.
Feb. 22	at	UC Riverside	8:00 p.m.
Feb. 25	vs.	Oregon State (I)	2:00 p.m.
Feb. 26	vs.	Oregon State (I)	2:00 p.m.
Feb. 27	vs.	Utah (I)	6:00 p.m.
Feb. 28	vs.	Utah (I)	2:30 p.m.
March 4		Arkansas Pine Bluff	3:05 p.m.
March 5		Arkansas Pine Bluff	2:05 p.m.
March 6		Arkansas Pine Bluff	1:05 p.m.
March 9		Creighton	3:05 p.m.
March 11		Milwaukee	3:05 p.m.
March 12		Milwaukee	2:05 p.m.
March 13		Milwaukee	1:05 p.m.
March 15		Stephen F. Austin	6:35 p.m.
March 16		Stephen F. Austin	3:05 p.m.
March 18		Western Carolina	6:35 p.m.
March 19		Western Carolina	2:05 p.m.
March 20		Western Carolina	1:05 p.m.
March 22	at	Creighton	6:30 p.m.
March 24		Oklahoma State*	6:00 p.m.
March 25		Oklahoma State*	6:35 p.m.
March 26		Oklahoma State*	2:05 p.m.
March 29		Nebraska-Omaha	6:35 p.m.
March 30		Oral Roberts	4:05 p.m.
April 1	at	Texas Tech*	6:30 p.m.
April 2	at	Texas Tech*	2:00 p.m.
April 3	at	Texas Tech*	Noon
April 5	at	Nebraska	6:35 p.m.
April 8		Texas*	6:35 p.m.
April 9		Texas*	2:05 p.m.
April 10		Texas*	1:05 p.m.
April 15	at	West Virginia*	5:30 p.m.
April 16	at	West Virginia*	3:00 p.m.
April 17	at	West Virginia*	Noon
April 19		Nebraska	6:35 p.m.
April 20	at	Nebraska-Omaha	6:35 p.m.
April 22		Baylor*	6:35 p.m.
April 23		Baylor*	4:05 p.m.
April 24		Baylor*	1:05 p.m.
April 26	at	Wichita State	6:35 p.m.
April 27		Grand Canyon	6:35 p.m.
April 29	at	Iowa	6:05 p.m.
April 30	at	Iowa	2:05 p.m.
May 1	at	Iowa	1:05 p.m.
May 3		Wichita State	6:35 p.m.
May 6	at	Oklahoma*	6:00 p.m.
May 7	at	Oklahoma*	2:00 p.m.
May 8	at	Oklahoma*	1:00 p.m.
May 13		Kansas*	6:35 p.m.
May 14		Kansas*	6:35 p.m.
May 15		Kansas*	1:05 p.m.
May 19	at	TCU*	6:30 p.m.
May 20	at	TCU*	6:30 p.m.
May 21	at	TCU*	4:00 p.m.

TOINTON FAMILY STADIUM



I - Big 12/Pac-12 Challenge, Surprise, Ariz.; *Big 12 Conference Game



NUMERICAL ROSTER ALPHABETICAL ROSTER

Table with 12 columns: Player Number, Name, Position, B/T, HT, WT, CL, Hometown/Previous School. Lists 45 players in numerical and alphabetical order.



BRAD HILL HEAD COACH

BASEBALL STAFF

Head Coach: Brad Hill, Emporia State, 1985
Record at KSU: 390-303-3 (13th season)
Overall Record: 808-394-3 (22nd season)
Associate Coach: Andy Sawyers, Nebraska, 1998
Pitching Coach: Tyler Kincaid, San Francisco St., 2003

KANSAS STATE COACHING RECORDS

Table with 11 columns: Coach, Years, Seasons, Overall (W, L, T, Pct.), Conference (W, L, T, Pct.). Lists coaching records for various coaches from 1897 to 2004-present.

2015 STATISTICS

(All games sorted by batting average)

Player	AVG	GP	GS	AB	R	H	2B	3B	HR	RBI	TBSLG%	BB	HBP	SO	GDP	OB%	SF	SH	SB	ATT	PO	A	E	FLD%	
Moore, Tyler	.302	49	43	172	25	52	12	2	4	31	.80	.465	15	5	33	4	.371	2	4	2	3	207	42	3	.988
Conlon, Shane	.291	52	52	196	36	57	13	2	2	26	.80	.408	24	7	18	6	.384	2	1	10	14	518	20	3	.994
Wolfe, Tyler	.287	57	57	195	35	56	9	3	0	30	.71	.364	34	3	25	6	.397	2	8	3	4	95	173	15	.947
Brown, Max	.283	57	55	205	19	58	7	6	0	35	.77	.376	18	4	47	6	.348	3	4	7	11	135	4	2	.986
Dalrymple, Clayton	.270	56	51	174	30	47	4	0	0	23	.51	.293	15	13	28	0	.369	1	10	13	19	121	1	5	.961
Serratore, Steve	.265	44	43	151	19	40	10	1	1	26	.55	.364	18	7	28	3	.367	1	2	4	7	49	47	2	.980
Yagi, Carter	.246	57	55	195	44	48	3	4	0	25	.59	.303	26	6	22	2	.348	3	9	7	11	45	106	6	.962
Krause, Danny	.236	44	42	144	26	34	5	0	0	12	.39	.271	22	2	26	5	.343	1	1	10	11	70	1	6	.922
Chadick, Sam	.246	32	16	57	11	14	0	1	0	8	.16	.281	4	1	10	0	.297	2	2	4	6	38	1	0	1.000
Wodtke, Jake	.241	50	40	137	24	33	0	0	0	11	.33	.241	14	4	22	4	.325	2	6	3	5	71	128	2	.990
Bee, Alex	.230	33	26	87	13	20	3	1	1	12	.28	.322	18	1	15	1	.361	2	0	1	3	99	14	2	.983
Thornton, Dominic	.171	21	8	35	4	6	2	0	0	4	.8	.229	3	3	12	0	.293	0	0	0	0	7	1	0	1.000
Browning, Keith	.162	33	6	37	4	6	1	0	0	7	.7	.189	3	0	12	0	.209	3	1	2	2	22	2	0	1.000
Klosterboer, Ethan	.158	22	2	19	2	3	0	0	0	3	.3	.158	4	1	5	0	.333	0	0	0	0	9	14	1	.958
Anderson, Taylor	.152	35	17	66	5	10	0	1	0	7	.12	.182	11	6	26	0	.321	1	1	3	3	2	0	0	1.000
Totals	.259	57	57	1870	297	484	69	21	8	260	619	.331	229	63	329	37	.355	25	49	69	99	1505	641	55	.975
Opponents	.280	57	57	1933	272	541	98	17	30	243	763	.395	174	44	304	38	.350	17	47	53	77	1503	701	80	.965

LOB - Team (436), Opp (438). DPs turned - Team (44), Opp (43). IBB - Team (6), Conlon, S. 2, Krause, D. 1, Dalrymple, C. 1, Brown, M. 1, Bee, A. 1, Opp (18). Picked off - Brown, M. 3, Moore, T. 2, Yagi, C. 2, Bee, A. 2, Dalrymple, C. 2, Serratore, S. 1, Browning, K. 1.

(All games sorted by earned run average)

Player	ERA	W	L	APP	GS	CG	SHO	CBO	SV	IP	H	R	ER	BB	SO	2B	3B	HR	AB	B/Avg	WP	HBP	BK	SFA	SHA
Griep, Nate	2.63	6	3	13	13	2	1	2	0	78.2	62	26	23	33	64	8	2	2	284	.218	9	3	2	1	7
Kalmus, Colton	4.13	2	4	16	14	0	0	0	0	61.0	57	33	28	20	37	18	4	5	225	.253	11	10	0	2	8
Wolfe, Tyler	0.00	0	0	3	0	0	0	1	0	4.0	1	0	0	2	1	0	0	0	12	.083	0	0	0	1	1
Benenati, Lucas	2.27	2	0	21	0	0	0	0	0	31.2	32	9	8	8	26	6	0	1	121	.264	2	3	0	2	1
Ward, Bryce	2.56	1	1	18	1	0	0	1	1	31.2	30	9	9	9	14	3	1	1	118	.254	2	5	1	0	5
Floyd, Jordan	3.47	3	2	22	1	0	0	1	1	46.2	47	23	18	18	20	5	1	0	174	.270	9	1	1	1	4
Douglas, Jackson	3.55	2	2	19	1	0	0	2	0	25.1	26	13	10	7	12	4	0	2	96	.271	1	5	2	1	1
Fischer, Corey	4.37	4	6	19	7	0	0	0	1	55.2	56	31	27	17	29	9	0	3	211	.265	2	4	2	1	3
Halbohn, Kyle	4.62	2	2	13	4	0	0	1	1	25.1	33	16	13	8	18	4	1	3	103	.320	3	3	0	0	3
Erickson, Brandon	5.23	3	2	22	2	0	0	2	2	41.1	55	29	24	15	27	15	0	2	167	.329	4	3	1	4	6
Plasmeyer, Mitch	5.84	0	0	18	0	0	0	1	0	24.2	31	16	16	4	16	5	3	4	97	.320	1	2	0	1	4
MaVorhis, Levi	6.20	2	1	10	4	0	0	1	0	24.2	33	18	17	8	8	2	4	1	102	.324	2	0	0	0	2
Courville, Brandon	7.46	0	4	11	4	0	0	1	1	25.1	33	22	21	13	23	10	0	1	111	.297	3	2	0	1	0
Biesma, Mark	8.06	0	3	12	6	0	0	0	0	25.2	45	26	23	9	9	9	1	5	112	.402	1	3	0	2	2
Williams, Nate	99.00	0	0	1	0	0	0	0	0	0.0	0	1	1	3	0	0	0	0	0	.000	2	0	0	0	0
Totals	4.27	27	30	57	57	2	5	4	7	501.2	541	272	238	174	304	98	17	30	1933	.280	52	44	9	17	47
Opponents	4.37	30	27	57	57	4	3	2	11	501.0	484	297	243	229	329	69	21	8	1870	.259	42	63	8	25	49

PB - Team (12), Moore, T. 7, Bee, A. 5, Opp (15). Pickoffs - Team (12), Griep, N. 4, Moore, T. 3, Kalmus, C. 2, Douglas, J. 1, Erickson, B. 1, Halbohn, K. 1, Opp (13). SBA/ATT - Moore, T. (31-47), Bee, A. (20-22), Fischer, C. (8-11), Kalmus, C. (5-9), Courville, B. (7-9), Floyd, J. (4-8), Erickson, B. (6-7), Halbohn, K. (4-6), MaVorhis, L. (4-6), Benenati, L. (5-6), Biesma, M. (4-5), Griep, N. (2-5), Plasmeyer (3-3), Douglas, J. (1-2), Krause, D. (2-2).

2015 RESULTS

OVERALL: 27-30

HOME: 14-11

AWAY: 8-13

NEUTRAL: 5-6

BIG 12: 10-14

Date	Opponent	Result	Date	Opponent	Result	Date	Opponent	Result
Feb. 13	vs. Iowa (1)	W, 5-4	March 25	Nebraska-Omaha	Cancelled	May 3	Arkansas State	W, 12-6
Feb. 14	vs. Pittsburgh (1)	W, 7-0	March 27	at No. 12 Oklahoma State*	W, 4-2	May 5	at Wichita State	L, 5-11
Feb. 14	vs. George Mason (1)	L, 0-5	March 28	at No. 12 Oklahoma State*	L, 3-12	May 8	Oklahoma*	W, 5-0
Feb. 15	vs. Saint Louis (1)	L, 4-7	March 29	at No. 12 Oklahoma State*	L, 1-4	May 9	Oklahoma*	L, 3-5
Feb. 19	vs. Utah (2)	W, 3-2	April 2	West Virginia*	W, 8-2	May 10	Oklahoma*	L, 3-4
Feb. 20	vs. Oregon State (2)	L, 9-10	April 3	West Virginia*	L, 3-5	May 15	at Kansas*	W, 11-0
Feb. 21	vs. Washington (3)	L, 5-6 (10)	April 4	West Virginia*	L, 2-3	May 16	at Kansas*	W, 6-4
Feb. 22	vs. Washington State (3)	W, 12-3	April 7	No. 23 Nebraska	L, 4-5 (10)	May 17	at Kansas*	L, 6-9
Feb. 28	at California	L, 2-4	April 8	at Nebraska-Omaha	W, 10-2	May 20	vs. Oklahoma^	W, 7-3
March 1	at California	L, 2-6	April 10	No. 3 TCU*	W, 14-4	May 21	vs. Oklahoma State^	L, 1-10
March 2	at California	L, 1-9	April 11	No. 3 TCU*	L, 0-9	May 22	vs. Oklahoma^	L, 1-3
March 6	Santa Clara	W, 4-1	April 12	No. 3 TCU*	W, 6-2			
March 7	Santa Clara	W, 17-5	April 14	Wichita State	W, 5-4 (10)			
March 8	Santa Clara	W, 10-3	April 17	No. 19 Texas Tech*	W, 5-3			
March 10	Creighton	W, 10-5	April 18	No. 19 Texas Tech*	L, 1-7			
March 11	Creighton	L, 3-6	April 19	No. 19 Texas Tech*	L, 1-4			
March 13	Missouri State	W, 4-0	April 21	at Nebraska	L, 4-10			
March 14	Missouri State	W, 10-6	April 24	at Baylor*	L, 1-4			
March 15	Missouri State	L, 7-10	April 25	at Baylor*	W, 5-3			
March 17	at Stephen F. Austin	W, 3-2	April 26	at Baylor*	W, 6-3			
March 18	at Stephen F. Austin	Cancelled	April 28	at Minnesota	L, 0-5			
March 21	at No. 13 Texas*	L, 3-5	April 29	at Minnesota	W, 9-0			
March 21	at No. 13 Texas*	L, 1-3	May 1	Arkansas State	L, 6-11			
March 22	at No. 13 Texas*	L, 1-6	May 2	Arkansas State	W, 16-5			

1 - Snowbird Challenge, Port Charlotte, Fla.;
 2 - Big 12/Pac-12 Challenge, Surprise, Ariz.;
 3 - Big 12/Pac-12 Challenge, Mesa, Ariz.;
 *Big 12 Conference Game; ^Big 12 Championship



QUICK FACTS

Location..... Norman, Okla.
Founded..... 1890
Enrollment..... 30,813
Nickname..... Sooners
Colors.....Crimson & Cream
President.....David L. Boren
VP/Director of Athletics..... Joe Castiglione
Faculty Athletics Representative..... Kelly Dampousse
Senior Woman Administrator.....Lindy Roberts
Baseball Contact.....Brendan Flynn
Office.....405/325-6449
Cell..... 405/596-9264
Email..... brendan.flynn@ou.edu
Press Box Phone.....405/325-8363
Website..... SoonerSports.com
Twitter/Instagram.....@OU_Baseball
Stadium..... L. Dale Mitchell Park
Capacity..... 3,180
Dimensions..... RF/LF-330; CF-410
Surface..... AstroTurf
2015 Finish.....34-27/13-II (4th)
Lettermen Returning/Lost..... 13/16
Position Starters Returning/Lost..... 3/6
Pitchers Returning/Lost..... 6/10
Newcomers.....21
Top Returners....SS Sheldon Neuse (.275, 43 RBI, 6 HR)
..... OF Hunter Haley (.230, 21 RBI, 11 2B)
..... RHP Jake Elliott (15 GS, 4-6, 3.05 ERA)
All-Time Record.....2,476-1,420-11
All-Time Big 12 Record.....268-238-2
Big 12 Regular Season Titles..... None
Big 12 Championship Titles..... 2 (1997, 2013)
Big 12 Championship Record..... 34-31
NCAA Appearances.....36 (2013)
All-Time NCAA Tournament Record..... 83-72
Super Regional Appearances..... 4 (2013)
Super Regional Record.....3-7
College World Series Appearances..... 10 (2010)
College World Series Record.....15-16
College World Series Titles..... 2 (1951, 94)



BRENDAN FLYNN
MEDIA RELATIONS CONTACT

Year-by-Year Records in the Big 12

Table with columns: Year, Overall (W, L, T), Big 12 (W, L, T). Rows include years from 1997 to 2015 and a TOTAL row.

L. DALE MITCHELL PARK



2016 SCHEDULE

Schedule table with columns: Date, Opponent, Time (CT). Lists games from Feb 19 to May 21.

I - Dodger Stadium Classic; 2 - Dodger Stadium Classic, Los Angeles; 3 - Chickasaw Bricktown Ballpark, Oklahoma City; 4- ONEOK Field, Tulsa, Okla.; *Big 12 Conference Game

NUMERICAL ROSTER

1	Steele Walker	OF
2	Blake Brewster	OF
3	Cade Harris	INF
4	Hunter Haley	OF
5	Kyle Mendenhall	INF
6	Chandler Wagoner	C
7	Alex Wise	INF/OF
8	Cameron Frazier	INF/OF
9	Domenic DeRenzo	C
11	Thomas Hughes	INF/RHP
12	Keaton Hernandez	RHP
13	Ryan Madden	RHP/UTL
15	Kyle Tyler	RHP
18	Chris Andritsos	RHP/UTL
20	Reggie Wright	OF
21	Alex Daniele	RHP
22	Sheldon Neuse	INF
23	Dylan Grove	RHP
24	Cody Thomas	OF
25	JB Olson	RHP
27	Jake Irvin	RHP
28	Shawn Hunter	LHP
29	Quin Walbergh	INF
30	Ben Hollas	OF
31	Kenny Saenz	LHP
32	Joey Zurawik	RHP
33	Jake Elliott	RHP
35	Alec Hansen	RHP
36	Austin Kerns	LHP
38	Austin Hansen	RHP
39	Hunter Southerland	C/OF
40	Connor Berry	RHP
41	Renaee Martinez	INF
42	Jack Flansburg	INF
44	Austin O'Brien	INF

ALPHABETICAL ROSTER

NO.	NAME	POS.	B/T	HT.	WT.	CL.	HOMETOWN/PREVIOUS SCHOOL
18	Chris Andritsos	RHP	R/R	6-4	240	Fr.	The Woodlands, Texas/The Woodlands
40	Connor Berry	RHP	R/R	6-0	160	Fr.	Sugar Land, Texas/Kempner
2	Blake Brewster	OF	L/L	6-0	205	Fr.	Moore, Okla./Moore
21	Alex Daniele	RHP	R/R	6-5	225	Jr.	Jackson, N.J./Cisco College
9	Domenic DeRenzo	C	R/R	6-0	183	Fr.	Pittsburgh, Pa./Pittsburgh Central Catholic
33	Jake Elliott	RHP	R/R	6-7	230	Jr.	Coppell, Texas/Coppell
42	Jack Flansburg	INF	R/R	5-11	180	Jr.	El Modena, Calif./Cypress College
8	Cameron Frazier	INF/OF	R/R	5-10	175	So.	Boulder, Colo./Fairview
23	Dylan Grove	RHP	R/R	6-2	170	Fr.	Oklahoma City, Okla./Moore
4	Hunter Haley	OF	L/R	5-10	175	Sr.	Nacogdoches, Texas/Central Heights
35	Alec Hansen	RHP	R/R	6-7	235	Jr.	Loveland, Colo./Loveland
38	Austin Hansen	RHP	R/R	6-0	185	Fr.	Lenexa, Kan./Olathe Northwest
3	Cade Harris	INF	R/R	6-2	185	Fr.	Leona, Texas/Centerville
12	Keaton Hernandez	RHP	R/R	6-0	220	Sr.	Palm Springs, Calif./Northeastern Oklahoma
30	Ben Hollas	OF	L/L	6-0	195	Jr.	Longview, Texas/Hill College
11	Thomas Hughes	INF/RHP	R/R	5-10	165	Fr.	Norman, Okla./Norman North
28	Shawn Hunter	LHP	L/L	5-11	170	Sr.	Fort Supply, Okla./NOC-Enid/Seminole State
27	Jake Irvin	RHP	R/R	6-5	205	Fr.	Bloomington, Minn./Jefferson
36	Austin Kerns	LHP	L/L	6-2	215	Jr.	Owasso, Okla./Eastern Oklahoma State
13	Ryan Madden	RHP	S/R	6-3	180	Fr.	Westminster, Colo./Boulder-Fairview
41	Renaee Martinez	C	R/R	6-1	185	Jr.	San Pedro, Calif./El Camino College-Compton
5	Kyle Mendenhall	INF	R/R	6-1	172	So.	Carlsbad, Calif./Carlsbad
22	Sheldon Neuse	INF/RHP	R/R	6-0	195	Jr.	Fort Worth, Texas/Keller Fossil Ridge
44	Austin O'Brien	INF	R/R	6-3	200	Jr.	Owasso, Okla./Owasso
25	JB Olson	RHP	R/R	6-2	195	Jr.	Shady Shores, Texas/Seward College
31	Kenny Saenz	LHP	L/L	5-8	165	So.	Corpus Christi, Texas/Moody
39	Hunter Southerland	C/OF	R/R	6-0	195	Fr.	Oklahoma City, Okla./Westmore
24	Cody Thomas	OF	L/R	6-4	211	Jr.	Colleyville, Texas/Texas Heritage
15	Kyle Tyler	RHP	R/R	6-0	185	Fr.	Oklahoma City, Okla./Westmore
6	Chandler Wagoner	C	R/R	5-11	195	So.	Temecula, Calif./Great Oaks
29	Quin Walbergh	INF	R/R	5-11	165	So.	Edmond, Okla./Edmond Santa Fe
1	Steele Walker	OF	R/R	5-11	190	Fr.	Prosper, Texas/Prosper
7	Alex Wise	INF/OF	R/R	5-11	195	Sr.	Neosho, Mo./Northeastern Oklahoma
20	Reggie Wright	OF	R/R	6-0	193	Jr.	Choctaw, Okla./Eastern Oklahoma State
32	Joey Zurawik	RHP	R/R	5-10	191	Jr.	Bixby, Okla./Eastern Oklahoma State



PETE HUGHES
HEAD COACH

BASEBALL STAFF

Head Coach: Pete Hughes
Davidson, 1990

Record at OU: 63-56 (Third season)

Overall Record: 587-441-2 (20th season)

Asst. Coach: Mike Anderson
Northern Colorado, 1990

Asst. Coach: Jamie Pinzino
Tufts, 1997

Asst. Coach: Rudy Darrow
Nicholls State, 2006

OKLAHOMA COACHING RECORDS

Coach	Years	Seasons	Overall				Pct.	Conference			
			W	L	T	Pct.		W	L	T	Pct.
Unknown	1898-1905	5	33	12	2	.440	--	--	--	--	
Bennie Owen	1906-22	17	142	102	4	.581	--	--	--	--	
Bill Owen	1923-26	4	42	13	0	.764	18	5	0	.783	
Lawrence Haskell	1927-41	16	176	74	2	.702	89	29	1	.752	
Jack Baer	1942-67	26	281	250	0	.529	192	136	0	.585	
Enos Semore	1968-89	22	851	370	1	.697	297	129	0	.697	
Stan Meek	1990	1	31	26	0	.544	9	15	0	.375	
Larry Cochell	1991-2005	15	511	336	1	.601	223	163	1	.578	
Sunny Golloway	2005-2013	9	346	181	1	.656	116	97	1	.544	
Pete Hughes	2014-	2	63	56	0	.529	21	27	0	.438	
TOTAL		117	2476	1420	11	.635	965	601	3	.616	



2015 STATISTICS

(All games sorted by batting average)

Table with 28 columns: Player, AVG, GP, GS, AB, R, H, 2B, 3B, HR, RBI, TB, SLG%, BB, HBP, SO, GDP, OB%, SF, SH, SB, ATT, PO, A, E, FLD%. Rows include Carpenter, Kolbey; Aikin, Craig; Hermelyn, Anthony; Alspaugh, Taylor; Neuse, Sheldon; Shaw, Chris; Haley, Hunter; Evans, Jacob; Tasin, Robert; Wise, Alex; Mendenhall, Kyle; Frazier, Cameron; Ake, Joshua; O'Brien, Austin; Walbergh, Quin; Coolbaugh, Tyler; Hansen, Alec; Totals; Opponents.

LOB - Team (448), Opp (457). DPs turned - Team (59), Opp (55). CI - Team (3), Shaw, C. 3. IBB - Team (8), Neuse, S. 5, Aikin, C. 1, Carpenter I, Tasin, R. 1, Opp (6). Picked off - Neuse, S. 1, Aikin, C. 1, Haley, H. 1, Shaw, C. 1, Mendenhall K. 1.

(All games Sorted by earned run average)

Table with 28 columns: Player, ERA, W, L, APP, GS, CG, SHO, CBO, SV, IP, H, R, ER, BB, SO, 2B, 3B, HR, AB/B, WP, HBP, BK, SFA, SHA. Rows include Tasin, Robert; Elliott, Jake; Hansen, Alec; Saenz, Kenny; Stevens, Cole; Neuse, Sheldon; Evans, Jacob; Choplick, Adam; Curran, Jeffrey; Hernandez, Keaton; Copping, Corey; Garza, Jr. Ralph; Hunter, Shawn; Jones, Hayden; McIlraith, Thomas; Rogers, Blake; Totals; Opponents.

PB - Team (16), Hermelyn, A. 9, Shaw, C. 7, Opp (22). Pickoffs - Team (7), Hermelyn, A. 3, Choplick, A. 3, Elliott, J. 1, Opp (5). SBA/ATT - Shaw, C. (32-38), Hermelyn, A. (22-35), Hansen, A. (17-21), Elliott, J. (12-15), Choplick, A. (3-8), Tasin, R. (4-7), Curran, J. (5-7), Evans, J. (4-5), Hernandez, K (4-5), Copping, C. (2-4), Garza, Jr. (2-2), Rogers, B. (1-2), Jones, H. (0-1).

2015 RESULTS

OVERALL: 34-27

HOME: 15-11

AWAY: 10-10

NEUTRAL: 9-6

BIG 12: 13-11

Table with 3 columns: Date, Opponent, Result. Rows list game dates from Feb. 13 to March 14 and April 24 to May 23, including opponents like Notre Dame, SIU-Edwardsville, Washington, Oregon State, Utah, Dallas Baptist, BYU, Arkansas-Little Rock, Purdue, Oral Roberts, Hawai'i, Alcorn State, Sam Houston State, Wichita State, No. 10 Oklahoma State, No. 11 Oklahoma State, No. 12 Oklahoma State, Kansas State, Stephen F. Austin, No. 3 TCU, West Virginia, and Oklahoma State.

1 - Big 12/Pac-12 Challenge, Tempe, Ariz.; 2 - Big 12/Pac-12 Challenge, Mesa, Ariz.; 3 - Big 12/Pac-12 Challenge, Surprise, Ariz.; 4 - Played at Cashman Ballpark in Las Vegas due to Norman weather; 5 - ONEOK Field, Tulsa, Okla.; 6 - Chickasaw Bricktown Ballpark, Oklahoma City; *Big 12 Conference Game; ^Big 12 Championship

QUICK FACTS

Location..... Stillwater, Okla.
 Founded..... 1890
 Enrollment..... 35,073
 Nickname..... Cowboys
 Colors..... Orange & Black
 President..... Burns Hargis
 V.P. for Athletic Programs..... Mike Holder
 Faculty Athletics Representative..... Meredith Hamilton
 Senior Woman Administrator..... Karen Hancock
 Baseball Contact..... Wade McWhorter
 Office..... 405/744-7853
 Cell..... 405/612-5240
 Email..... wade.mcwhorter@okstate.edu
 Press Box Phone..... 405/744-5757
 Website..... okstate.com
 Twitter/Instagram..... @OSUBaseball
 Stadium..... Allie P. Reynolds Stadium
 Capacity..... 4,000
 Dimensions..... LF, RF -330; CF-398
 Surface..... Natural Grass
 2015 Finish..... 38-20/14-8 (2nd)
 Lettermen Returning/Lost..... 18/12
 Position Starters Returning/Lost..... 7/4
 Pitchers Returning/Lost..... 9/6
 Newcomers..... 14
 Top Returners... INF Donnie Walton (.326, 4 HR, 29 RBI)
 OF Ryan Sluder (.309, 6 HR, 22 RBI, 14 2B)
 RHP Trey Cobb (5-2, 2.61 ERA, 21 APP, 58.2 IP)
 All-Time Record..... 2,513-1,266-4
 All-Time Big 12 Record..... 279-220
 Big 12 Regular Season Titles..... 1 (2014)
 Big 12 Championship Titles..... 1 (2004)
 Big 12 Championship Record..... 20-30
 NCAA Appearances..... 41 (2015)
 All-Time NCAA Tournament Record..... 140-89
 Super Regional Appearances..... 3 (2014)
 Super Regional Record..... 3-5
 College World Series Appearances..... 19 (1999)
 College World Series Record..... 38-36
 College World Series Titles..... 1 (1959)




WADE McWHORTER
 MEDIA RELATIONS CONTACT

Year-by-Year Records in the Big 12

Year	Overall		Big 12	
	W	L	W	L
1997	46	19	21	9
1998	40	21	15	12
1999	46	21	18	9
2000	36	22	14	13
2001	42	22	16	14
2002	37	21	13	13
2003	34	24	14	13
2004	38	24	15	11
2005	34	25	12	15
2006	41	20	18	9
2007	42	21	16	11
2008	44	18	18	9
2009	34	24	9	16
2010	29	26	8	19
2011	35	25	14	12
2012	32	25	13	11
2013	41	19	13	10
2014	48	18	18	6
2015	38	20	14	8
TOTAL	737	415	279	220

ALLIE P. REYNOLDS STADIUM



2016 SCHEDULE

Date	Opponent	Time (CT)
Feb. 19	at UT Arlington (I)	11:00 a.m.
Feb. 20	vs. Stephen F. Austin (I)	11:00 a.m.
Feb. 20	at UT Arlington (I)	2:30 p.m.
Feb. 21	vs. Stephen F. Austin (I)	11:00 a.m.
Feb. 26	at North Carolina	2:00 p.m.
Feb. 27	at North Carolina	1:00 p.m.
Feb. 28	at North Carolina	11:00 a.m.
March 1	Incarnate Word	4:00 p.m.
March 2	Incarnate Word	4:00 p.m.
March 4	Indiana State	4:00 p.m.
March 5	Indiana State	2:00 p.m.
March 6	Indiana State	1:00 p.m.
March 8	at Missouri State	3:00 p.m.
March 11	Abilene Christian	4:00 p.m.
March 12	Abilene Christian	2:00 p.m.
March 13	Abilene Christian	1:00 p.m.
March 15	at Dallas Baptist	6:30 p.m.
March 18	Michigan	4:00 p.m.
March 19	Michigan	2:00 p.m.
March 20	Michigan	1:00 p.m.
March 22	at Wichita State	6:30 p.m.
March 24	at Kansas State*	6:00 p.m.
March 25	at Kansas State*	6:35 p.m.
March 26	at Kansas State*	2:05 p.m.
March 29	Arkansas	6:00 p.m.
April 1	at West Virginia*	5:30 p.m.
April 2	at West Virginia*	3:00 p.m.
April 3	at West Virginia*	Noon
April 8	Texas Tech*	6:00 p.m.
April 9	Texas Tech*	3:00 p.m.
April 10	Texas Tech*	1:00 p.m.
April 12	Oral Roberts	6:00 p.m.
April 15	at Baylor*	6:35 p.m.
April 16	at Baylor*	3:05 p.m.
April 17	at Baylor*	1:05 p.m.
April 19	at Oklahoma	6:00 p.m.
April 22	TCU*	6:00 p.m.
April 23	TCU*	3:00 p.m.
April 24	TCU*	1:00 p.m.
April 26	at Arkansas	6:35 p.m.
April 27	Little Rock	6:00 p.m.
April 29	at Texas*	7:00 p.m.
April 30	at Texas*	3:30 p.m.
May 1	at Texas*	1:30 p.m.
May 6	Prairie View A&M	6:00 p.m.
May 7	Prairie View A&M	3:00 p.m.
May 8	Prairie View A&M	1:00 p.m.
May 10	Dallas Baptist	6:00 p.m.
May 13	vs. Oklahoma (2)	6:30 p.m.
May 14	vs. Oklahoma (3)	7:30 p.m.
May 15	vs. Oklahoma (3)	2:00 p.m.
May 17	at Oral Roberts	6:30 p.m.
May 19	Kansas*	6:30 p.m.
May 20	Kansas*	6:00 p.m.
May 21	Kansas*	3:00 p.m.

I - UTA Tournament, Arlington, Texas; 2 - Chickasaw Bricktown Ballpark, Oklahoma City; 3 - ONEOK Field, Tulsa, Okla.; *Big 12 Conference Game



NUMERICAL ROSTER

Table with 3 columns: Player Number, Name, and Position. Lists 46 players including Alex Shaver, J.R. Davis, Garrett McCain, etc.

ALPHABETICAL ROSTER

Table with 10 columns: NO., NAME, POS., B/T, HT., WT., CL., HOMETOWN/PREVIOUS SCHOOL. Lists 46 players alphabetically by name.



JOSH HOLLIDAY HEAD COACH

BASEBALL STAFF

Head Coach: Josh Holliday Oklahoma State, 2004
Record at OSU: 127-57 (4th season)
Overall Record: 127-57 (4th season)
Asst. Coach: Rob Walton
Asst. Coach: James Vilade Baylor, 1995

OKLAHOMA STATE HEAD COACHES

Table with 11 columns: Coach, Years, Seasons, Overall (W, L, T, Pct.), Conference (W, L, T, Pct.). Lists head coaches from P.J. Davis to Josh Holliday.

2015 STATISTICS

(All games sorted by batting average)

Player	AVG	GP	GS	AB	R	H	2B	3B	HR	RBI	TB	SLG%	BB	HBP	SO	GDP	OB%	SF	SH	SB	ATT	PO	A	E	FLD%		
Hassel, Corey	.312	54	46	199	27	62	10	1	3	33	83	.417	9	4	50	1	.352	1	10	13	17	78	4	1	.988		
Sluder, Ryan	.309	50	44	162	36	50	14	0	6	22	82	.506	23	2	34	0	.401	0	7	5	7	66	0	0	1.000		
Green, Gage	.291	58	58	223	44	65	5	3	5	29	91	.408	28	16	44	2	.404	3	18	18	21	268	24	1	.997		
Arakawa, Tim	.289	57	57	211	50	61	10	3	2	37	83	.393	42	5	49	2	.412	4	7	10	14	116	199	3	.991		
Williams, Dustin	.276	57	53	192	37	53	11	4	6	38	90	.469	37	1	59	3	.396	0	2	5	6	497	43	3	.994		
Chappell, Jacob	.248	55	51	145	33	36	4	2	0	21	44	.303	32	4	40	1	.398	0	16	6	6	47	123	15	.919		
Costello, Conor	.240	49	48	183	32	44	7	0	6	35	69	.377	25	5	52	2	.343	3	1	13	14	51	6	2	.966		

Rosa, Andrew	.333	9	0	9	2	3	1	0	1	2	7	.778	2	0	2	0	.455	0	0	0	0	1	2	1	.750		
Walton, Donnie	.326	39	36	135	26	44	7	1	4	29	65	.481	22	2	23	2	.410	7	12	3	3	55	119	10	.946		
McCain, Garrett	.319	30	18	72	18	23	3	1	0	13	28	.389	11	9	17	0	.467	0	4	7	7	5	0	0	1.000		
Bradley, Kevin	.281	49	37	139	15	39	7	0	3	23	55	.396	18	1	29	1	.358	4	0	2	4	40	21	5	.924		
Petrino, David	.257	38	13	70	14	18	2	1	0	9	22	.314	5	6	15	3	.358	0	0	2	2	9	20	4	.879		
Case, Bryan	.254	38	31	118	23	30	8	1	4	29	52	.441	14	1	21	2	.336	1	4	3	4	246	29	2	.993		
Littell, Jon	.226	30	23	93	18	21	4	0	0	15	25	.269	8	1	23	1	.286	3	0	2	3	47	0	1	.979		
Eldridge, Caleb	.167	6	0	6	1	1	0	0	1	2	4	.667	4	0	3	0	.500	0	0	0	0	2	0	0	1.000		
Hagler, Hunter	.143	10	0	7	2	1	1	0	0	0	2	.286	1	3	3	0	.455	0	0	0	0	3	2	0	1.000		
O'Brien, Mason	.095	16	0	21	2	2	0	0	0	1	2	.095	1	1	5	1	.174	0	0	0	0	15	1	1	.941		
Freeman, Michael	.000	1	1	0	0	0	0	0	0	0	0	.000	0	0	0	0	.000	0	0	0	0	5	22	4	.871		
Cobb, Trey	.000	1	1	0	0	0	0	0	0	0	0	.000	0	0	0	0	.000	0	0	0	0	8	12	0	1.000		
Perrin, Jon	.000	5	5	0	0	0	0	0	0	0	0	.000	0	0	0	0	.000	0	0	0	0	4	15	2	.905		

Totals	.279	58	58	1985	380	553	94	17	41	338	804	.405	282	61	469	21	.381	26	81	89	108	1578	684	58	.975		
Opponents	.235	58	58	1953	199	458	55	9	24	182	603	.309	184	27	452	38	.307	12	42	55	77	1547	572	73	.967		

LOB - Team (510), Opp (441). DPs turned - Team (47), Opp (30). CI - Team (0), Opp (2). IBB - Team (1), Williams, D. I, Opp (7). Picked off - Hassel 3, Arakawa 2, McCain 1, Green 1, Williams, D. I.

(Sorted by earned run average)

Player	ERA	W	L	APP	GS	CG	SHO	CBO	SV	IP	H	R	ER	BB	SO	2B	3B	HR	AB/Avg	WP	HBP	BK	SFA	SHA	
Freeman, Michael	1.31	10	3	15	15	4	0	2	0	109.2	72	26	16	29	97	6	1	1	391	.184	4	1	0	0	6
Cobb, Trey	2.61	5	2	31	0	0	0	2	2	58.2	48	18	17	19	53	6	1	1	217	.221	8	6	1	0	4
Perrin, Jon	4.06	6	4	16	16	0	0	0	0	84.1	79	45	38	31	72	6	3	7	318	.248	5	6	0	4	7

Reed, Remy	1.57	3	2	23	5	0	0	1	0	46.0	40	14	8	13	30	4	0	3	162	.247	1	2	0	3	9
Costello, Conor	1.67	2	0	7	6	0	0	2	1	32.1	27	6	6	6	18	4	0	3	120	.225	0	2	0	0	1
Hassel, Corey	1.69	1	0	3	0	0	0	1	0	5.1	2	1	1	0	7	1	0	0	19	.105	1	0	0	0	0
Glover, Koda	1.90	2	2	23	0	0	0	1	5	23.2	20	5	5	7	28	4	0	2	88	.227	1	1	0	0	1
Mertz, Michael	2.45	0	0	3	0	0	0	0	0	3.2	2	1	1	2	4	0	0	0	14	.143	1	0	0	0	0
Nurdin, Tyler	3.11	2	3	18	6	0	0	1	0	46.1	39	20	16	22	36	6	0	1	173	.225	4	4	0	0	3
Hackerott, Alex	3.38	1	0	12	0	0	0	0	0	5.1	9	3	2	5	8	1	0	0	24	.375	2	0	0	1	1
Battenfield, Blake	3.60	0	1	6	2	0	0	0	0	15.0	12	6	6	9	12	1	1	1	55	.218	0	0	0	2	0
Buffett, Tyler	3.65	3	3	19	3	0	0	1	0	44.1	56	20	18	7	32	6	1	1	173	.324	1	3	0	1	5
Williams, Garrett	4.91	1	0	18	2	0	0	2	0	18.1	8	10	10	19	25	2	0	1	61	.131	2	0	1	0	1
LaRue, Carson	5.04	2	0	17	3	0	0	0	0	25.0	30	16	14	11	19	6	2	3	99	.303	3	2	0	1	4
Bagnell, Kyle	9.00	0	0	9	0	0	0	0	0	8.0	14	8	8	4	11	2	0	0	39	.359	1	0	0	0	0

Totals	2.84	38	20	58	58	4	5	5	8	526.0	458	199	166	184	452	55	9	241953	.235	34	27	2	12	42	
Opponents	5.65	20	38	58	58	0	0	0	15	515.2	553	380	324	282	469	94	17	411985	.279	39	61	6	26	81	

PB - Team (23), Case 15, Green 8, Opp (18). Pickoffs - Team (9), Perrin 3, Case 1, LaRue 1, Nurdin 1, Freeman 1, Buffett 1, Reed 1, Opp (8). SBA/ATT - Green (30-39), Case (25-36), Perrin (11-18), Freeman (11-13), Buffett (4-9), Nurdin (7-8), Cobb (5-7), Williams, G. (5-5), LaRue (4-4), Reed (2-4), Glover (3-3), Costello (1-3), Hassel (1-1), Battenfield (0-1), Bagnell (1-1).

2015 RESULTS

OVERALL: 38-20

HOME: 20-8

AWAY: 9-9

NEUTRAL: 9-3

BIG 12: 14-8

Date	Opponent	Result	Date	Opponent	Result	Date	Opponent	Result
Feb. 13	at No. 18 Arizona State	L, 3-4 (10)	March 22	at No. 1 TCU*	W, 7-2	May 3	vs. No. 25 Oklahoma* (6)	L, 3-5
Feb. 14	at No. 18 Arizona State	L, 3-5	March 24	Wichita State	W, 8-3	May 8	West Virginia*	L, 4-5
Feb. 15	at No. 18 Arizona State	W, 9-8	March 27	Kansas State*	L, 2-4	May 9	West Virginia*	Cancelled
Feb. 19	vs. Oregon State (1)	L, 3-5	March 28	Kansas State*	W, 12-3	May 10	West Virginia*	Cancelled
Feb. 20	vs. Washington State (1)	W, 11-1	March 29	Kansas State*	W, 4-1	May 12	at No. 11 Dallas Baptist	W, 11-2
Feb. 21	vs. Utah (2)	W, 10-2	March 31	at Oral Roberts	L, 2-4	May 14	Michigan	W, 12-2
Feb. 22	vs. Washington (3)	W, 12-2	April 3	No. 18 Texas*	W, 6-3 (18)	May 15	Michigan	W, 11-5
Feb. 25	Missouri State	W, 7-2	April 4	No. 18 Texas*	W, 3-1	May 16	Michigan	L, 2-6
Feb. 27	vs. Western Illinois (4)	W, 4-3	April 5	No. 18 Texas*	W, 8-3	May 20	vs. West Virginia^	W, 3-0
Feb. 28	at Auburn	L, 2-9	April 7	Oklahoma	W, 24-2	May 21	vs. Kansas State^	W, 10-1
March 1	vs. Western Illinois (4)	W, 5-0	April 10	at Kansas*	W, 7-2	May 24	vs. Oklahoma^	W, 5-1
March 3	UNLV	Cancelled	April 11	at Kansas*	L, 2-3	May 29	vs. Texas^	L, 3-6
March 4	UNLV	Cancelled	April 12	at Kansas*	L, 2-4	May 29	St. John's (NY)-	W, 5-4
March 6	Illinois	L, 2-6	April 15	Oral Roberts	L, 5-15	May 30	No. 20 Arkansas-	L, 5-7
March 7	Illinois	W, 8-1	April 18	Baylor*	W, 10-4	May 31	St. John's (NY)-	L, 1-2
March 8	Illinois	L, 2-4 (10)	April 19	Baylor*	L, 1-2			
March 10	Alcorn State	W, 13-0	April 20	Baylor*	W, 7-1			
March 11	Alcorn State	W, 21-0	April 21	No. 15 Dallas Baptist	W, 10-7 (10)			
March 13	Grand Canyon	W, 3-2	April 24	at No. 18 Texas Tech*	L, 3-5			
March 14	Grand Canyon	W, 11-4	April 25	at No. 18 Texas Tech*	W, 8-2			
March 15	Grand Canyon	W, 8-0	April 26	at No. 18 Texas Tech*	W, 6-3			
March 17	Central Arkansas	W, 3-1	April 28	Arkansas - Little Rock	PPD			
March 20	at No. 1 TCU*	W, 7-6 (12)	May 1	vs. No. 25 Oklahoma* (5)	W, 9-6			
March 21	at No. 1 TCU*	L, 4-7	May 2	vs. No. 25 Oklahoma* (6)	W, 8-1			

1 - Big 12/Pac-12 Challenge, Surprise, Ariz.; 2 - Big 12/Pac-12 Challenge, Mesa, Ariz.; 3 - Big 12/Pac-12 Challenge, Peoria, Ariz.; 4 - Played in Auburn, Ala.; 5 - ONEOK Field, Tulsa, Okla.; 6 - Chickasaw Bricktown Ballpark, Oklahoma City; ^Big 12 Conference Game; ~Big 12 Championship; -NCAA Regionals, Stillwater, Okla.



QUICK FACTS

Location.....Fort Worth, Texas
Founded.....1873
Enrollment.....10,033
Nickname.....Horned Frogs
Colors.....Purple & White
Chancellor.....Dr. Victor J. Boschini, Jr.
Director of Intercollegiate Athletics.....Chris Del Conte
Faculty Athletics Representative.....Dr. Rhonda Hatcher
Senior Woman Administrator.....Kim Johnson
Baseball Contact.....Brandie Davidson
Office.....817/257-7479
Cell.....817/343-2050
Email.....b.i.davidson@tcu.edu
Press Box Phone.....817/257-7966
Website.....gofrogs.com
Twitter.....@TCU_Baseball
Instagram.....tcubaseball
Stadium.....Lupton Stadium
Capacity.....4,500
Dimensions.....Lines-330; LC-375; CF-395; RC-370
Surface.....Natural Grass
2015 Finish.....51-15/18-5 (1st)
Lettermen Returning/Lost.....15/12
Position Starters Returning/Lost.....4/5
Pitchers Returning/Lost.....6/6
Newcomers.....19
Top Returners.....C Evan Skoug (.285, 7 HR, 46 RBI)
.....RHP Mitchell Traver (9-2, 1.89 ERA, 76.1 IP)
.....INF/OF Connor Wanhanen (.329, 40 RBI, 11 SB)
All-Time Record.....2,115-1,629-24
All-Time Big 12 Record.....47-24
Big 12 Regular Season Titles.....1 (2015)
Big 12 Championship Titles.....1 (2014)
Big 12 Championship Record.....5-4
NCAA Appearances.....13 (2015)
All-Time NCAA Tournament Record.....38-31
Super Regional Appearances.....5 (2015)
Super Regional Record.....7-7
College World Series Appearances.....3 (2015)
College World Series Record.....6-6
College World Series Titles.....None




BRANDIE DAVIDSON
MEDIA RELATIONS CONTACT

Year-by-Year Records in the Big 12

Table with 5 columns: Year, Overall W, Overall L, Big 12 W, Big 12 L. Rows for 2013, 2014, 2015, and TOTAL.

LUPTON STADIUM



2016 SCHEDULE

Schedule table with columns: Date, Opponent, Time (CT). Lists games from Feb 19 to May 20.

I - Shriners Hospitals for Children College Classic, Minute Maid Park, Houston, Texas; * Big 12 Conference game

NUMERICAL ROSTER

1	Mason Hesse	INF
3	Elliott Barzilli	INF
4	Cam Werner	INF
5	Ryan Merrill	INF
6	Nolan Brown	OF
7	Josh Watson	OF
8	Austen Wade	OF
9	Evan Skoug	C
10	Dane Steinhagen	OF
11	Dalton Horton	LHP
12	Rex Hill	LHP
13	Michael Landestoy	INF
16	Connor Wanhanen	IB/OF
17	Ryan Burnett	LHP
18	Zach Alaniz	OF
19	Luken Baker	RHP/IB
20	Preston Guillory	RHP
21	Brian Trieglaff	RHP
23	Devon Roedahl	RHP
25	Trent Franson	INF
26	Sean Wymer	RHP
27	Evan Williams	OF
31	Dalton Brown	RHP
32	Ryan Johnson	OF
33	Mitchell Traver	RHP
34	Mitch Sewald	RHP
35	Dillon Meadows	RHP
37	Austin Boyles	RHP
38	Zack Plunkett	C
39	Shane Mosiello	LHP
41	Jared Janczak	RHP
44	Brian Howard	RHP
47	Drew Gooch	LHP

ALPHABETICAL ROSTER

NO.	NAME	POS.	B/T	HT.	WT.	CL.	HOMETOWN/PREVIOUS SCHOOL
18	Zach Alaniz	OF	L/L	5-6	155	Fr.	Corpus Christi, Texas/Carroll
19	Luken Baker	RHP/IB	R/R	6-4	265	Fr.	Spring, Texas/Oak Ridge
3	Elliott Barzilli	INF	R/R	6-1	175	Jr.	Los Angeles, Calif./Georgia Tech
37	Austin Boyles	RHP	R/R	6-2	187	Fr.	Spring, Texas/Keith Collins
31	Dalton Brown	RHP	R/R	6-1	204	Fr.	Benbrook, Texas/Arlington Heights
6	Nolan Brown	OF	L/L	5-11	175	Sr.	Colleyville, Texas/Blinn College
17	Ryan Burnett	LHP	L/L	6-2	208	RSo.	The Woodlands, Texas/The Woodlands
15	Durbin Feltman	RHP	R/R	6-0	190	Fr.	Conroe, Texas/Oak Ridge
25	Trent Franson	INF	R/R	5-10	180	Fr.	Houston, Texas/Lutheran South Academy
47	Drew Gooch	LHP	L/L	5-10	195	So.	Argyle, Texas/Argyle
20	Preston Guillory	RHP	R/R	6-3	200	Jr.	Watson, La./Panola College
1	Mason Heese	INF	R/R	5-9	155	Jr.	Temple, Texas/Navarro College
12	Rex Hill	LHP	L/L	6-3	190	Jr.	Tomabll, Texas/San Jacinto College
11	Dalton Horton	LHP	L/L	6-4	210	Fr.	Center, Texas/Center
44	Brian Howard	RHP	R/R	6-9	185	Jr.	St. Louis, Mo./St. Louis University
41	Jared Janczak	RHP	R/R	6-1	205	RFr.	Belton, Texas/Belton
32	Ryan Johnson	OF	L/R	6-3	205	Fr.	College Station, Texas/College Station
7	Michael Landestoy	INF	R/R	6-3	195	RSo.	Santo Domingo, D.R./Saint George School
35	Dillon Meadows	RHP	R/R	6-1	185	Fr.	Paradise, Texas/Paradise
5	Ryan Merrill	INF	L/R	5-11	185	Jr.	Omaha, Neb./Iowa Western CC
39	Shane Mosiello	LHP	L/L	6-5	170	Fr.	Aledo, Texas/Aledo
38	Zack Plunkett	C	R/R	6-2	205	So.	Hurst, Texas/L.D. Bell
23	Devon Roedahl	RHP	R/R	6-1	210	Fr.	Beaumont, Texas/West Brook
34	Mitch Sewald	RHP	R/R	6-6	225	Jr.	New Orleans, La./LSU-Eunice
9	Evan Skoug	C	L/R	5-11	200	So.	Libertyville, Ill./Libertyville
10	Dane Steinhagen	OF	R/R	6-1	190	Sr.	Beaumont, Texas/Howard College
33	Mitchell Traver	RHP	R/R	6-7	255	RJr.	Sugar Land, Texas/Houston Christian
21	Brian Trieglaff	RHP	R/R	6-1	190	RJr.	Houston, Texas/Houston Christian
8	Austen Wade	OF	L/L	6-1	185	Fr.	Midland, Texas/Midland
16	Connor Wanhanen	IB/OF	L/R	6-2	195	So.	Flower Mound, Texas/Flower Mound
4	Cam Warner	INF	R/R	6-2	188	Jr.	Canberra, Australia/Hill College
7	Josh Watson	OF	S/R	5-11	195	Fr.	Arlington, Texas/Martin
27	Evan Williams	OF	L/R	6-0	175	Jr.	McKinney, Texas/McLennan College
26	Sean Wymer	RHP	R/R	6-1	190	Fr.	Flower Mound, Texas/Flower Mound



JIM SCHLOSSNAGLE
HEAD COACH

BASEBALL STAFF

Head Coach: Jim Schlossnagle
Elon College, 1992

Record at TCU: 516-236 (13th season)
Overall Record: 593-283 (15th season)

Assoc. Coach: Bill Mosiello
Fresno State, 1986

Asst. Coach: Kirk Saarloos
Cal State Fullerton, 2001

TCU HEAD COACHES

Coach	Years	Seasons	Overall				Conference			
			W	L	T	Pct.	W	L	T	Pct.
Unknown	1896	1	4	0	1	.900	--	--	--	--
Alexander Easley	1897	1	2	4	0	.333	--	--	--	--
Unknown	1898-1906	9	40	17	0	.714	--	--	--	--
Ellis Hardy	1907-10	4	57	18	4	.747	--	--	--	--
M. Baldwin	1911	1	8	6	0	.571	--	--	--	--
H.W. Lever	1912	1	13	13	0	.500	--	--	--	--
William Nance	1913, 21-25	6	86	28	3	.748	22	20	0	.524
F.M. Cahoon	1914, 19-20	3	27	11	2	.711	--	--	--	--
Fred Moore	1915	1	1	11	0	.083	--	--	--	--
E.Y. Freeland	1916	1	9	7	0	.563	--	--	--	--
Unknown	1917-18	2	15	8	0	.652	--	--	--	--
Dutch Meyer	1926-34, 45, 56-57	12	106	84	1	.558	92	75	1	.551
Raymond Wolf	1935-36	2	17	21	1	.447	12	14	0	.462
Howard Grubbs	1937-39	3	15	31	0	.326	14	31	0	.400
Walter Roach	1940-42, 46-55	13	96	167	2	.366	53	137	2	.281
Clyde McDowell	1958-61	4	27	54	2	.337	17	38	0	.309
Frank Windegger	1962-75	14	298	168	2	.637	136	104	0	.567
Roger Williams	1976	1	22	24	0	.478	8	15	0	.348
Willie Maxwell	1977-83	7	148	172	6	.464	49	103	2	.325
Bragg Stockton	1984-86	3	91	68	0	.572	20	43	0	.317
Lance Brown	1987-2003	17	517	481	0	.518	214	225	0	.487
Jim Schlossnagle	2004-present	12	516	236	0	.686	214	77	0	.735
TOTAL		118	2115	1629	24	.564	847	882	5	.490



2015 STATISTICS

(All games sorted by batting average)

Table with 28 columns: Player, AVG, GP, GS, AB, R, H, 2B, 3B, HR, RBI, TB, SLG%, BB, HBP, SO, GDP, OB%, SF, SH, SB, ATT, PO, A, E, FLD%. Rows include Jones, Cody; Wanhanen, Connor; Brown, Nolan; Odell, Derek; Steinhagen, Dane; Skoug, Evan; Fagnan, Jeremie; Crain, Garrett; Jones, Keaton; Williams, Evan; Barzilli, Elliott; Beck, Connor; Wade, Austen; Plunkett, Zack; Landestoy, Michael; Totals; Opponents.

LOB - Team (495), Opp (426). DPs turned - Team (48), Opp (61). CI - Team (0), Opp (4). IBB - Team (12), C. Jones 5, Skoug 2, Brown 1, Wanhanen 1, Odell 1, Fagnan 1, Jones 1, Opp (6). Picked off - Skoug 2, Brown 2, Steinhagen 2, Wanhanen 2, Odell 2, Fagnan 1, Barzilli 1, Jones 1.

(All games sorted by earned run average)

Table with 28 columns: Player, ERA, W, L, APP, GS, CG, SHO, CBO, SV, IP, H, R, ER, BB, SO, 2B, 3B, HR, AB/Bvg, WP, HBP, BK, SFA, SHA. Rows include Traver, Mitchell; Young, Alex; Morrison, Preston; Alexander, Tyler; Guillory, Preston; Teakell, Trey; Burnett, Ryan; Ferrell, Riley; Trieglaff, Brian; Howard, Brian; Evans, Travis; Gooch, Drew; Totals; Opponents.

PB - Team (17), Skoug 12, Plunkett 5, Opp (18). Pickoffs - Team (10), Traver 3, Morrison 2, Young 2, Ferrell 2, Skoug 1, Opp (13). SBA/ATT - Skoug (31-39), Morrison (9-11), Traver (5-9), Young (5-8), Howard (5-8), Plunkett (3-5), Trieglaff (2-3), Teakell (2-3), Ferrell (2-2), Alexander (2-2), Guillory (1-1), Gooch (0-1), Burnett (1-1).

2015 RESULTS

OVERALL: 51-15

HOME: 33-4

AWAY: 15-7

NEUTRAL: 3-4

BIG 12: 18-5

Table with 3 columns: Date, Opponent, Result. Rows list games from Feb 13 to March 24, including opponents like Southern Illinois, UT Arlington, No. 9 Arizona State, Texas Southern, Cal Poly, No. 10 Rice, No. 20 USC (I), No. 4 UCLA (I), No. 1 Vanderbilt (I), Loyola-Marymount, Baylor*, UT Pan American, No. 19 Oklahoma State*, No. 19 Oklahoma State*, No. 19 Oklahoma State*, Oklahoma.

I - Dodgers Classic, Los Angeles, Calif.; * Big 12 Conference game; ~Big 12 Championship; ~ NCAA Regionals, Fort Worth, Texas; # NCAA Super Regionals, Fort Worth, Texas; + NCAA College World Series, Omaha

QUICK FACTS

Location.....Austin, Texas
 Founded.....1883
 Enrollment.....52,076
 Nickname.....Longhorns
 Colors.....Burnt Orange & White
 President.....Gregory L. Fenves
 Director of Athletics.....Mike Perrin
 Faculty Athletics Representative..... Dr. Michael Clement
 Director of Women's Athletics and Men's & Women's Athletics External Services..... Chris Plonsky
 Baseball Contact..... Carli Todd
 Office.....512/232-2078
 Cell.....732/606-3915
 Email.....carli.todd@athletics.utexas.edu
 Twitter.....@Texas_Baseball
 Instagram.....@utexasbaseball
 Press Box Phone.....512/471-1146
 Website.....TexasSports.com
 Stadium.....UFCU Disch-Falk Field
 Capacity.....7,373
 Dimensions.....LF-340; CF-400; RF-325
 Surface.....FieldTurf
 2015 Finish.....30-27/11-13 (5th)
 Lettermen Returning/Lost.....19/12
 Position Starters Returning/Lost.....5/4
 Pitchers Returning/Lost.....9/5
 Newcomers.....11
 Top Returners..... C Tres Barrera (.288, 9 HR, 34 RBI)
 OF Zane Gurwitz (.260, 4 HR, 24 RBI)
 RHP Connor Mayes (29 APP, 2.58 ERA, 66.1 IP)
 All-Time Record.....3,278-1,100-28
 All-Time Big 12 Record.....311-196-1
 Big 12 Regular Season Titles.....7 (02-04-06-07-09-10-11)
 Big 12 Championship Titles.....5 (02-03-08-09-15)
 Big 12 Championship Record.....34-26
 NCAA Appearances.....57 (2015)
 All-Time NCAA Tournament Record.....233-116
 Super Regional Appearances.....9 (2014)
 Super Regional Record.....17-6
 College World Series Appearances.....35 (2014)
 College World Series Record.....85-59
 College World Series Titles.....6
 (1949-51-75-83-2002-05)



CARLI TODD
 MEDIA RELATIONS CONTACT

Year-by-Year Records in the Big 12

Year	Overall			Big 12		
	W	L	T	W	L	T
1997	29	22	0	12	15	0
1998	23	32	1	11	18	0
1999	36	26	0	17	13	0
2000	46	21	0	19	10	0
2001	36	26	0	19	11	0
2002	57	15	0	19	8	0
2003	50	20	0	19	8	0
2004	58	15	0	19	7	0
2005	56	16	0	16	10	0
2006	41	21	0	19	7	0
2007	46	17	0	21	6	0
2008	39	22	0	15	12	0
2009	50	16	1	17	9	1
2010	50	13	0	24	3	0
2011	49	19	0	19	8	0
2012	30	22	0	14	10	0
2013	27	24	0	7	17	0
2014	46	21	0	13	11	0
2015	30	27	0	11	13	0
TOTAL	799	395	2	311	196	1

UFCU DISCH-FALK FIELD



2016 SCHEDULE

Date	Opponent	Time (CT)
Feb. 19	UNLV	6:00 p.m.
Feb. 20	UNLV	2:00 p.m.
Feb. 21	UNLV	1:00 p.m.
Feb. 25	Stanford	6:00 p.m.
Feb. 26	Stanford	6:30 p.m.
Feb. 27	Stanford	3:30 p.m.
Feb. 28	Stanford	12:30 p.m.
March 1	at Texas State	6:00 p.m.
March 3	California	6:00 p.m.
March 4	California	6:00 p.m.
March 5	California	2:00 p.m.
March 6	California	Noon
March 8	Sam Houston State	7:00 p.m.
March 11	at UCLA	8:00 p.m.
March 12	at UCLA	4:00 p.m.
March 13	at UCLA	2:00 p.m.
March 15	at Texas A&M	6:30 p.m.
March 18	Tulane	6:00 p.m.
March 19	Tulane	2:00 p.m.
March 20	Tulane	Noon
March 22	UTSA	6:00 p.m.
March 24	TCU*	6:00 p.m.
March 25	TCU*	6:00 p.m.
March 26	TCU*	2:30 p.m.
March 29	Lamar	6:00 p.m.
April 1	at Oklahoma*	7:00 p.m.
April 2	at Oklahoma*	2:00 p.m.
April 3	at Oklahoma*	1:00 p.m.
April 5	Texas A&M-Corpus Christi	7:00 p.m.
April 8	at Kansas State*	6:35 p.m.
April 9	at Kansas State*	2:05 p.m.
April 10	at Kansas State*	1:05 p.m.
April 12	at Houston	6:30 p.m.
April 15	Kansas*	6:00 p.m.
April 16	Kansas*	4:30 p.m.
April 17	Kansas*	1:00 p.m.
April 19	UT Rio Grande Valley	6:00 p.m.
April 22	at Texas Tech*	6:30 p.m.
April 23	at Texas Tech*	2:00 p.m.
April 24	at Texas Tech*	2:00 p.m.
April 26	Texas State	6:00 p.m.
April 29	Oklahoma State*	7:00 p.m.
April 30	Oklahoma State*	3:30 p.m.
May 1	Oklahoma State*	1:30 p.m.
May 3	Prairie View A&M	6:00 p.m.
May 6	at West Virginia*	5:30 p.m.
May 7	at West Virginia*	3:00 p.m.
May 8	at West Virginia*	Noon
May 17	Texas State	6:00 p.m.
May 19	Baylor*	6:00 p.m.
May 20	Baylor*	6:00 p.m.
May 21	Baylor*	2:00 p.m.

*Big 12 Conference Game



NUMERICAL ROSTER

1	Tres Barrera	C
2	Kody Clemens	INF
4	Kaleb Denny	OF
5	Matthew Schmidt	INF
6	Tyler Rand	OF
7	Michael Cantu	C
8	Brady Harlan	OF
11	Travis Jones	INF/OF
12	Joe Baker	INF
13	Tyler Schimpf	RHP
14	Beau Ridgeway	RHP
15	Eric Dunbar	RHP
17	Bret Boswell	INF
19	Connor Mayes	RHP
24	Chase Shugart	RHP/INF
27	Travis Duke	LHP
29	Jon Malmin	LHP
30	Josh Sawyer	LHP
32	Nicholas Kennedy	LHP
33	Patrick Mathis	OF
34	Kyle Johnston	RHP
35	Blake Wellmann	RHP
37	Matthew White	C
38	Ty Culbreth	LHP
39	Tate Shaw	INF
40	James Nittoli	LHP
41	Morgan Cooper	RHP
42	Kacy Clemens	INF/RHP
43	Chance Callihan	RHP
45	Nolan Kingham	RHP
46	James Barton	C
47	Ben Kennedy	OF
49	Parker Joe Robinson	RHP
50	Zane Gurwitz	OF
51	Jake McKenzie	RHP/INF

ALPHABETICAL ROSTER

NO.	NAME	POS.	B/T	HT.	WT.	CL.	HOMETOWN/PREVIOUS SCHOOL
12	Joe Baker	INF	R/R	5-9	180	So.	McKinney, Texas/McKinney
1	Tres Barrera	C	R/R	5-II	225	Jr.	Eagle Pass, Texas/Mission Sharyland
46	James Barton	C	L/R	5-10	200	Sr.	Austin, Texas/Hyde Park Baptist
17	Bret Boswell	INF	L/R	5-II	195	RSo.	Rockwall, Texas/Rockwall-Heath
43	Chance Callihan	RHP	R/R	6-0	200	RFr.	Dripping Springs, Texas/Dripping Springs
7	Michael Cantu	C	R/R	6-3	240	So.	Corpus Christi, Texas/Moody
42	Kacy Clemens	RHP/INF	L/R	6-1	215	Jr.	Houston, Texas/Memorial
2	Kody Clemens	INF	L/R	6-0	180	Fr.	Houston, Texas/Memorial
41	Morgan Cooper	RHP	R/R	6-4	220	RSo.	Jarrell, Texas/Jarrell
38	Ty Culbreth	LHP	L/L	5-10	190	Sr.	Bryan, Texas/Bryan
4	Kaleb Denny	OF	R/R	6-1	200	RFr.	Humble, Texas/Barbers Hill
27	Travis Duke	LHP	L/L	6-3	235	Sr.	Pearland, Texas/Dawson
15	Eric Dunbar	RHP	R/R	5-10	195	RSo.	Tomball, Texas/Tomball
50	Zane Gurwitz	OF	R/R	5-7	185	Jr.	San Antonio, Texas/Churchill
8	Brady Harlan	OF	L/R	6-0	175	Fr.	Corsicana, Texas/Corsicana
34	Kyle Johnston	RHP	R/R	6-0	220	So.	Flower Mound, Texas/Flower Mound
11	Travis Jones	INF/OF	R/R	6-4	220	So.	Humble, Texas/Atascocita
47	Ben Kennedy	INF/OF	L/R	5-9	205	RSo.	College Station, Texas/A&M Consolidated
32	Nicholas Kennedy	LHP	L/L	5-II	205	Fr.	Tampa, Fla./Alonso
45	Nolan Kingham	RHP	R/R	6-3	200	Fr.	Las Vegas, Nev./Desert Oasis
29	Jon Malmin	LHP	L/L	6-0	185	Jr.	Troy, Texas/Troy
33	Patrick Mathis	OF	L/L	6-0	205	So.	Waco, Texas/Venus
19	Connor Mayes	RHP	R/R	6-2	205	So.	Austin, Texas/Lake Travis
51	Jake McKenzie	RHP/INF	R/R	5-II	175	So.	Dallas, Texas/W.T. White
40	James Nittoli	LHP	L/L	6-3	225	Fr.	San Antonio, Texas/Alamo Heights
6	Tyler Rand	OF	R/R	5-10	180	Fr.	Cypress, Texas/Langham Creek
14	Beau Ridgeway	RHP	R/R	6-0	180	Fr.	The Woodlands, Texas/College Park
49	Parker Joe Robinson	RHP	R/R	6-5	230	RFr.	Coto de Caza, Calif./JSerra Catholic
30	Josh Sawyer	LHP	L/L	6-2	215	Jr.	San Angelo, Texas/San Angelo Central
13	Tyler Schimpf	RHP	R/R	6-4	210	So.	Sacramento, Calif./Capital Christian
5	Matthew Schmidt	INF	R/R	6-1	200	Fr.	Parker, Colo./Regis Jesuit
39	Tate Shaw	RHP	L/R	5-II	200	RFr.	Austin, Texas/Westlake
24	Chase Shugart	RHP/INF	L/R	5-10	180	Fr.	Bridge City, Texas/Bridge City
35	Blake Wellmann	RHP	R/R	6-5	195	Fr.	Brenham, Texas/Brenham
37	Matthew White	C	R/R	6-1	210	Fr.	Dallas, Texas/Highland Park

AUGIE GARRIDO
HEAD COACH

BASEBALL STAFF

Head Coach:	Augie Garrido Fresno State, 1961
Record at UT:	799-395-2 (20th season)
Overall Record:	1,950-919-9 (48th season)
Assoc. Head Coach:	Skip Johnson UT Pan American, 1990
Asst. Coach:	Tommy Nicholson Texas, 2006

TEXAS HEAD COACHES

Coach	Years	Seasons	Overall				Conference			
			W	L	T	Pct.	W	L	T	Pct.
F. Weikhart	1897	1	3	0	0	1.000	--	--	--	--
A.C. Ellis	1889-99, 1901-03, 09	5	50	16	2	.750	--	--	--	--
M. Gordon Clark	1900	1	7	2	1	.750	--	--	--	--
R.F. Hutchinson	1904-06	3	37	18	1	.669	--	--	--	--
H.R. Schenker	1907	1	15	6	0	.714	--	--	--	--
Brooks Gordon	1908	1	14	8	1	.630	--	--	--	--
William J. Disch	1911-39	29	465	115	9	.797	284	70	4	.799
Blair Cherry	1943-45	3	24	6	0	.800	22	4	0	.846
Bibb Falk	1940-42, 1946-67	24	434	152	10	.737	276	84	7	.762
Cliff Gustafson	1968-96	29	1427	373	2	.792	472	151	1	.757
Augie Garrido	1997-	19	799	395	2	.669	311	196	1	.613
TOTAL		116	3275	1091	28	.749	1,365	505	13	.728

2015 STATISTICS

(All games sorted by batting average)

Player	AVG	GP	GS	AB	R	H	2B	3B	HR	RBI	TB	SLG%	BB	HBP	SO	GDP	OB%	SF	SH	SB	ATT	PO	A	E	FLD%
Johnson, Ben	.332	56	56	241	38	80	11	7	5	32	120	.498	13	13	39	2	.393	3	3	16	20	104	5	4	.965
Barrera, Tres	.288	57	57	212	38	61	8	3	9	34	102	.481	33	6	39	3	.395	2	5	0	0	402	32	0	1.000
Gurwitz, Zane	.260	54	54	177	32	46	6	3	4	24	70	.395	27	3	34	1	.365	1	12	6	10	145	3	2	.987
Boswell, Bret	.253	52	50	178	24	45	9	1	2	20	62	.348	32	3	59	1	.376	0	4	0	0	36	86	8	.938
Marlow, Brooks	.251	55	55	215	20	54	8	1	6	24	82	.381	21	2	45	5	.322	1	12	0	0	107	173	6	.979
Cantu, Michael	.249	52	52	185	24	46	8	0	1	20	57	.308	33	0	45	7	.362	0	4	0	1	325	34	1	.997
Shaw, Collin	.243	57	57	226	25	55	19	2	5	32	93	.412	16	7	56	5	.312	1	13	8	16	107	4	4	.965
Hinojosa, CJ	.242	54	53	211	26	51	9	2	7	30	85	.403	23	3	25	7	.321	3	5	4	7	90	136	13	.946
Marlow, Ty	.500	1	0	2	0	1	0	0	0	0	1	.500	0	0	1	0	.500	0	0	0	0	1	4	0	1.000
McKenzie, Jake	.300	5	4	10	2	3	0	0	0	4	3	.300	3	0	1	0	.462	0	1	0	0	6	7	0	1.000
Baker, Joe	.294	37	32	126	16	37	6	0	1	13	46	.365	9	9	29	2	.377	2	3	5	6	18	52	4	.946
McCann, Michael	.211	5	4	19	2	4	2	0	0	1	6	.316	0	0	8	0	.211	0	0	0	0	0	0	0	.000
Clemens, Kacy	.204	21	16	49	4	10	0	0	0	10	20	.204	9	1	12	2	.339	0	4	0	0	143	17	0	1.000
Stell, Taylor	.163	25	12	43	9	7	1	0	1	7	11	.256	3	1	10	1	.229	1	2	1	1	6	0	0	1.000
Jones, Travis	.111	15	4	18	2	2	0	0	0	0	2	.111	4	1	8	0	.304	0	1	0	0	55	2	1	.983
Mathis, Patrick	.063	12	4	16	3	1	0	0	0	1	1	.063	2	0	7	0	.167	0	0	1	1	0	0	0	.000
Macalla, Connor	.000	9	3	12	0	0	0	0	0	1	0	.000	4	0	3	0	.235	1	0	0	0	1	0	0	1.000
Martin, Grant	.000	1	0	2	0	0	0	0	0	0	0	.000	0	0	2	0	.000	0	0	0	0	0	0	0	.000
Kennedy, Ben	.000	1	0	1	0	0	0	0	0	0	0	.000	0	0	1	0	.000	0	0	0	0	0	0	0	.000
Totals	.259	57	57	1943	265	503	87	19	41	243	751	.387	232	49	424	36	.350	15	69	41	62	1567	645	54	.976
Opponents	.249	57	57	1929	219	481	67	5	23	201	627	.325	186	49	371	45	.328	18	58	37	55	1563	568	59	.973

LOB - Team (480), Opp (454). DPs turned - Team (55), Opp (45). IBB - Team (11), Barrera 4, Johnson 3, Shaw 2, Marlow, B. I, Hinojosa 1, Opp (17). Picked off - Johnson 3, Hinojosa 3, Gurwitz 3, Shaw 1, Baker 1, Cantu 1, Barrera 1.

(Sorted by earned run average)

Player	ERA	W	L	APP	GS	CG	SHO	CBO	SV	IP	H	R	ER	BB	SO	2B	3B	HR	AB/Avg	WP	HBP	BK	SFA	SHA	
French, Parker	2.57	5	3	16	15	1	0	1	0	91.0	97	33	26	21	58	14	1	2	352	.276	5	7	2	3	8
Mayes, Connor	2.58	2	4	29	4	1	1	2	2	66.1	56	21	19	21	54	10	0	3	242	.231	3	5	1	4	6
McKenzie, Jake	0.50	2	0	15	0	0	0	0	0	18.0	10	1	1	7	13	1	0	1	58	.172	1	3	0	0	3
Bellow, Kirby	1.30	3	2	24	0	0	0	2	5	34.2	22	12	5	14	32	6	0	0	120	.183	0	2	0	0	4
Johnston, Kyle	2.21	1	1	25	4	0	0	1	1	40.2	24	11	10	27	41	2	0	1	141	.170	5	5	0	0	2
Marlow, Ty	2.45	1	0	12	0	0	0	1	0	18.1	12	5	5	6	17	3	0	0	62	.194	0	2	0	1	3
Duke, Travis	3.30	1	1	27	0	0	0	1	1	30.0	33	13	11	5	16	4	1	1	113	.292	0	4	1	0	4
Schimpf, Tyler	3.60	1	0	5	1	0	0	1	0	5.0	4	2	2	3	4	0	0	0	18	.222	1	1	1	0	1
Malmin, Jon	3.79	0	1	18	0	0	0	0	2	19.0	17	10	8	8	13	2	0	1	74	.230	0	1	0	1	1
Culbreth, Ty	3.95	4	5	27	5	1	0	1	4	54.2	58	27	24	15	44	5	1	2	204	.284	2	1	0	5	10
Clemens, Kacy	4.17	3	2	10	9	0	0	1	0	45.1	39	21	21	18	21	3	2	2	164	.238	1	5	0	0	4
Hollingsworth	4.50	1	1	3	3	0	0	1	0	16.0	16	8	8	6	7	3	0	2	57	.281	0	1	0	0	2
Sawyer, Josh	4.82	3	3	13	11	0	0	1	0	46.2	43	29	25	23	32	7	0	1	173	.249	1	6	3	1	6
McGuire, Andy	5.25	1	0	13	0	0	0	1	0	12.0	14	8	7	5	10	1	0	4	52	.269	1	3	0	1	0
Hollingsworth, Chad	6.57	2	4	7	5	0	0	0	0	24.2	36	18	18	7	9	6	0	3	99	.364	0	3	0	2	4
Totals	3.27	30	27	57	57	3	5	4	15	522.1	481	219	190	186	371	67	5	231929	.249	20	49	8	18	58	
Opponents	3.80	27	30	57	57	3	2	2	12	521.0	503	265	220	232	424	87	19	411943	.259	43	49	4	15	69	

PB - Team (9), Barrera 8, Montalbano 1, Opp (8). Pickoffs - Team (2), French 1, Barrera 1, Opp (12). SBA/ATT - Barrera (33-47), Thornhill (8-13), French (8-10), D. Peters (4-9), Curtiss (6-8), Montalbano (5-8), Schiraldi (5-6), Cooper (3-4), Sawyer (2-3), Duke (2-3), Hollingsworth (0-1).

2015 RESULTS

OVERALL: 30-27

HOME: 17-9

AWAY: 9-16

NEUTRAL: 4-2

BIG 12: 11-13

Date	Opponent	Result	Date	Opponent	Result	Date	Opponent	Result
Feb. 13	at No. 13 Rice	W, 3-1	March 21	Kansas State*	W, 5-3	April 26	at No. 5 TCU*	L, 1-7
Feb. 14	at No. 13 Rice	L, 9-10	March 21	Kansas State*	W, 3-1	April 28	Prairie View A&M	W, 12-4
Feb. 14	at No. 13 Rice	L, 2-5	March 22	Kansas State*	W, 6-1	May 1	No. 24 Texas Tech*	W, 3-0
Feb. 15	at No. 13 Rice	W, 4-3 (10)	March 24	at Texas State	W, 6-4	May 2	No. 24 Texas Tech*	L, 1-9
Feb. 17	UT San Antonio	W, 14-2	March 27	at Nebraska	L, 1-3	May 3	No. 24 Texas Tech*	L, 1-5
Feb. 20	Minnesota	W, 13-2	March 28	at Nebraska	L, 0-1 (15)	May 16	at Baylor*	W, 6-5
Feb. 21	Minnesota	W, 5-0	March 29	at Nebraska	L, 2-6	May 17	at Baylor*	L, 1-7
Feb. 21	Minnesota	W, 5-0	March 31	TAMU-Corpus Christi	L, 4-6 (10)	May 17	at Baylor*	W, 11-1 (7)
Feb. 22	Minnesota	W, 8-0	April 3	at No. 11 Oklahoma State*	L, 3-6 (18)	May 20	vs. Texas Tech^	W, 2-1
Feb. 25	UT Pan American	W, 5-4	April 4	at No. 11 Oklahoma State*	L, 1-3	May 21	vs. Baylor^	W, 4-3
Feb. 27	San Diego	Cancelled	April 5	at No. 11 Oklahoma State*	L, 3-8	May 23	vs. Baylor^	W, 4-0
March 1	San Diego	L, 1-3 (7)	April 7	Wichita State	W, 6-4	May 24	vs. Oklahoma State^	W, 6-3
March 1	San Diego	L, 1-6	April 10	Oklahoma*	L, 2-3 (12)	May 29	vs. No. 12 Oregon State-	L, 4-5
March 5	at Stanford	L, 4-5	April 11	Oklahoma*	W, 4-1	May 31	at No. 13 Dallas Baptist-	L, 1-8
March 6	at Stanford	L, 3-5	April 12	Oklahoma*	L, 2-3			
March 7	at Stanford	W, 3-1	April 14	Sam Houston State	L, 0-5			
March 8	at Stanford	W, 12-4	April 17	at Kansas*	W, 3-2 (14)			
March 10	Incarnate Word	W, 7-1	April 18	at Kansas*	L, 4-5			
March 13	West Virginia*	W, 4-3 (10)	April 19	at Kansas*	W, 16-7			
March 14	West Virginia*	L, 6-7 (10)	April 21	Texas State	W, 7-3			
March 15	West Virginia*	W, 5-1	April 25	at No. 5 TCU*	L, 5-6			
March 17	at UT Arlington	L, 5-6 (10)	April 25	at No. 5 TCU*	L, 6-11			

*Big 12 Conference Game; ^Big 12 Championship; ~NCAA Regionals, Dallas, Texas



QUICK FACTS

Location..... Lubbock, Texas
Founded..... 1923
Enrollment..... 35,893
Nickname..... Red Raiders
Colors..... Scarlet & Black
Chancellor..... Robert Duncan
Interim President..... John Opperman, Ph.D.
Director of Athletics..... Kirby Hocutt
Faculty Athletics Representative..... Brian Shannon
Senior Woman Administrator..... Dr. Judi Henry
Baseball Contact..... Matt Dowdy
Office..... 806/834-4529
Cell..... 806/928-5190
Email..... matthew.dowdy@ttu.edu
Website..... TexasTech.com
Twitter/Instagram..... @TTU_Baseball
Stadium..... Dan Law Field at Rip Griffin Park
Capacity..... 4,368
Dimensions..... LF-330; CF-404; RF-330
Surface..... FieldTurf
2015 Finish..... 31-24/13-II (T-3rd)
Lettermen Returning/Lost..... 19/15
Position Starters Returning/Lost..... 7/2
Pitchers Returning/Lost..... 7/9
Newcomers..... 15
Top Returners..... DH Cory Raley (.350, 10 2B, 21 RBI)
..... IB Eric Gutierrez (.315, 14 2B, 46 RBI)
..... RHP Ryan Moseley (4-6, 3.46 ERA, 54Ks)
All-Time Record..... 1,577-1,242-8
All-Time Big 12 Record..... 252-251-2
Big 12 Regular Season Titles..... 1 (1997)
Big 12 Championship Titles..... 1 (1998)
Big 12 Championship Record..... 16-30
NCAA Appearances..... 10 (2014)
All-Time NCAA Tournament Record..... 20-21
Super Regional Appearances..... 1 (2014)
Super Regional Record..... 2-0
College World Series Appearances..... 1 (2014)
College World Series Record..... 0-2
College World Series Titles..... None



MATT DOWDY
MEDIA RELATIONS CONTACT

Year-by-Year Records in the Big 12

Table with columns: Year, Overall (W, L, T), Big 12 (W, L, T). Rows include years from 1997 to 2015 and a TOTAL row.

DAN LAW FIELD AT RIP GRIFFIN PARK



2016 SCHEDULE

Schedule table with columns: Date, Opponent, Time (CT). Lists games from Feb 19 to May 21.


1 - Shriners Hospitals for Children College Classic, Minute Maid Park, Houston, Texas; 2 - Dr Pepper Ballpark, Frisco, Texas; 3 - Globe Life Park, Arlington, Texas; 4 - Security Bank Ballpark, Midland, Texas; *Big 12 Conference Game

NUMERICAL ROSTER

1	Cody Farhat	OF
2	Orlando Garcia	INF
3	Michael Davis	INF
4	Cory Raley	INF
7	Ryan Long	INF
8	Tanner Gardner	INF/OF
9	Trey Ochoa	INF
10	Tyler Neslony	OF
11	Stephen Smith	OF
12	Eric Gutierrez	INF
13	Dalton Brown	RHP
14	Chandler Eden	RHP
15	Kholeton Sanchez	C
16	Tyler Floyd	C
17	Zach Davis	OF
20	Tyler Fowler	INF
21	Erikson Lanning	LHP
25	Hunter Hargrove	INF/OF
28	Ty Harpenau	RHP
29	Anthony Lyons	OF
30	Davis Martin	RHP
34	Ryan Shetter	RHP
35	Matt Bernstein	C
36	Ty Damron	LHP
37	Jonathan Nicholson	RHP
39	Robert Dugger	RHP
41	Dylan Dusek	LHP
42	Parker Mushinski	LHP/IB
43	Garrett Bruce	RHP
44	Ryan Moseley	RHP
45	Hayden Howard	LHP
46	Tanner Buxton	RHP
47	Steven Gingery	LHP
48	Sean Thompson	RHP
51	Braden Williams	C
55	Jacob Patterson	LHP

ALPHABETICAL ROSTER

NO.	NAME	POS.	B/T	HT.	WT.	CL.	HOMETOWN/PREVIOUS SCHOOL
35	Matt Bernstein	C	R/R	5-10	180	Fr.	Flower Mound, Texas/Marcus
13	Dalton Brown	RHP	R/R	6-3	260	Sr.	Ponder, Texas/Ponder
43	Garrett Bruce	RHP	R/R	6-1	215	RJr.	Plano, Texas/Hill College
46	Tanner Buxton	RHP	R/R	6-2	180	Jr.	Aubrey, Texas/Northeast Texas CC
36	Ty Damron	LHP	L/L	6-2	200	Jr.	Krum, Texas/Krum
3	Michael Davis	INF	L/R	6-0	200	So.	Lubbock, Texas/Lubbock
17	Zach Davis	OF	R/R	5-11	175	Sr.	Houston, Texas/Cypress Lakes
39	Robert Dugger	RHP	R/R	6-1	180	Jr.	Magnolia, Texas/Cisco JC
41	Dylan Dusek	LHP	L/L	6-2	190	Jr.	Sugar Land, Texas/Kempner
14	Chandler Eden	RHP	R/R	6-2	185	Jr.	Yuba City, Calif./Yavapi College
1	Cody Farhat	OF	R/R	6-0	195	Fr.	Plano, Texas/Plano
16	Tyler Floyd	C	R/R	5-9	200	Sr.	Stephenville, Texas/McLennan CC
20	Tyler Fowler	INF	S/R	5-11	165	Fr.	Cleburne, Texas/Cleburne
2	Orlando Garcia	INF	R/R	6-2	200	So.	El Paso, Texas/Americas
8	Tanner Gardner	INF/OF	S/R	5-11	205	So.	Frisco, Texas/Centennial
47	Steven Gingery	LHP	R/L	6-1	210	Fr.	Huntington Beach, Calif./Marina
12	Eric Gutierrez	INF	R/L	5-10	195	Sr.	Mission, Texas/Sharyland
25	Hunter Hargrove	INF/OF	R/R	6-0	205	Jr.	Mansfield, Texas/North Central Texas
28	Ty Harpenau	RHP	R/R	6-1	175	Fr.	Fort Smith, Ark./Southside
45	Hayden Howard	LHP	R/L	6-4	190	Jr.	Carrollton, Texas/Seward CC
21	Erikson Lanning	LHP	L/L	6-1	160	Fr.	Woodstock, Ga./Sequoyah
7	Ryan Long	INF	L/R	6-0	200	Jr.	Crandall, Texas/Crandall
29	Anthony Lyons	OF	L/L	6-5	240	Jr.	Arlington, Texas/Arlington Martin
30	Davis Martin	RHP	L/R	6-1	200	Fr.	San Angelo, Texas/Central
44	Ryan Moseley	RHP	R/R	6-3	205	Jr.	Lubbock, Texas/Cooper
42	Parker Mushinski	LHP/IB	L/L	6-0	230	So.	Argyle, Texas/Argyle
10	Tyler Neslony	OF	L/R	6-1	205	Sr.	Corpus Christi, Texas/Calallen
37	Jonathan Nicholson	RHP	R/R	6-3	255	Fr.	Abilene, Texas/Cooper
9	Trey Ochoa	INF	S/R	5-6	150	Fr.	Rockwall, Texas/Rockwall
55	Jacob Patterson	LHP	R/L	6-2	190	So.	Garland, Texas/Berkner
4	Cory Raley	INF	R/R	6-2	200	Sr.	Uvalde, Texas/Temple College
15	Kholeton Sanchez	C	R/R	6-1	185	RJr.	Farmington, N.M./New Mexico JC
34	Ryan Shetter	RHP	R/R	6-2	200	Fr.	Friendswood, Texas/Friendswood
11	Stephen Smith	OF	R/R	6-0	225	Jr.	Wolfforth, Texas/Frenship
48	Sean Thompson	RHP	R/R	6-0	215	Jr.	Southlake, Texas/Southlake Carroll
51	Braden Williams	C	L/R	5-8	160	Fr.	Irving, Texas/Nimitz



TIM TADLOCK
HEAD COACH

BASEBALL STAFF

Head Coach: Tim Tadlock
Texas Tech, 1992

Record at TTU: 102-75 (4th season)
Overall Record: 102-75 (4th season)

Pitching Coach: Ray Hayward
Oklahoma, 1980-83

Asst. Coach: J-Bob Thomas
Abilene Christian, 2005

TEXAS TECH HEAD COACHES

Coach	Years	Seasons	Overall				Pct.	Conference			
			W	L	T	Pct.		W	L	T	Pct.
E.Y. Freeland	1926-27	2	15	11	2	.571	--	--	--	--	
R.G. Higginbotham	1928-29	2	10	17	0	.588	--	--	--	--	
Beattie Feathers	1954-60	7	40	57	1	.413	--	--	--	--	
Berl Huffman	1961-67	7	80	87	0	.479	--	--	--	--	
Kal Segrist	1968-83	16	317	324	2	.495	135	192	0	.413	
Gary Ashby	1984-86	3	85	80	0	.515	18	45	0	.286	
Larry Hays	1987-2008	22	813	479	3	.629	278	271	2	.506	
Dan Spencer	2009-2012	4	115	112	0	.507	44	61	0	.419	
Tim Tadlock	2013-	3	102	75	0	.576	36	36	0	.500	
TOTAL		66	1577	1242	8	.560	511	605	2	.458	



2015 STATISTICS

(All games sorted by batting average)

Table with 28 columns: Player, AVG, GP, GS, AB, R, H, 2B, 3B, HR, RBI, TB, SLC%, BB, HBP, SO, GDP, OB%, SF, SH, SB, ATT, PO, A, E, FLD%. Lists player statistics for 2015.

LOB - Team (480), Opp (477). DPs turned - Team (59), Opp (40). CI - Team (5), Floyd 2, Burleson 1, Marshall 1, Southerland 1. IBB - Team (6), Gutierrez 3, Garcia 1, Long 1, Smith, S. I, Opp (2). Picked off - Davis, Z. 2, Burleson 1, Gutierrez 1, Gardner 1, Raley 1, Neslony 1.

(All games Sorted by Earned run avg)

Table with 28 columns: Player, ERA, W, L, APP, GS, CG, SHO, CBO, SV, IP, H, R, ER, BB, SO, 2B, 3B, HR, AB/B/Avg, WP, HBP, BK, SFA, SHA. Lists pitcher statistics for 2015.

PB - Team (10), Floyd 6, Burleson 2, Marshall 1, Hargrove 1, Opp (9). Pickoffs - Team (14), Taylor 3, Carpenter 3, Floyd 2, Damron 2, Smith, C. I, Dusek 1, Moreno 1, Patterson 1, Opp (7). SBA ATT - Floyd (61-69), Moreno (13-13), Moseley (11-12), Damron (10-11), Smith, C. (9-10), Patterson (6-8), Withrow (6-7), Dusek (3-6), Mushinski (5-6), Marshall (5-6), Custred (4-5), Burleson (4-5), Hargrove (5-5), Tripp (2-4), Carpenter (4-4), Taylor (2-4), Southerland (2-2), Lancaster (1-1), Brown (1-1).

2015 RESULTS

OVERALL: 31-24

HOME: 20-10

AWAY: 9-12

NEUTRAL: 2-2

BIG 12: 13-11

Table with 3 columns: Date, Opponent, Result. Lists game dates, opponents, and results for the 2015 season.

I - Brooks Wallace Memorial Series; Lubbock, Texas; *Big 12 Conference Game; ^Big 12 Championship

QUICK FACTS

Location.....Morgantown, W.Va.
 Founded..... 1867
 Enrollment..... 31,514
 Nickname..... Mountaineers
 Colors..... Old Gold and Blue
 President.....Dr. E. Gordon Gee
 Director of Athletics.....Shane Lyons
 Faculty Athletics Representative..... Dr. Jeffrey Neely
 Senior Woman Administrator..... Terri Howes
 Baseball Contact..... Charlie Healy
 Office..... 304/293-2821
 Cell..... 304/692-9140
 Email.....charles.healy@mail.wvu.edu
 Press Box Phone..... N/A
 Website..... WVUsports.com
 Twitter/Instagram..... @WVUbaseball
 Stadium.....Monongalia County Ballpark
 Capacity..... 3,500
 Dimensions..... Lines-325;LF, RF-375;CF-400
 Surface..... AstroTurf
 2015 Finish..... 27-27/9-13 (7th)
 Lettermen Returning/Lost..... 19/10
 Position Starters Returning/Lost..... 6/3
 Pitchers Returning/Lost..... 11/5
 Newcomers..... 15
 Top Returners..... UTL Kyle Davis (.353, 17 2B, 31 RBI)
 IB Jackson Cramer (.291, 8 HR, 21 RBI)
 LHP Ross Vance (7-5, 3.26 ERA, 96.2 IP)
 All-Time Record..... 2,058-1,477-20
 All-Time Big 12 Record..... 31-38
 Big 12 Regular Season Titles..... None
 Big 12 Championship Titles..... None
 Big 12 Championship Record..... 3-5
 NCAA Appearances..... 11 (1996)
 All-Time NCAA Tournament Record..... 8-22
 Super Regional Appearances..... None
 Super Regional Record..... 0-0
 College World Series Appearances..... None
 College World Series Record..... 0-0
 College World Series Titles..... None



CHARLIE HEALY
 MEDIA RELATIONS CONTACT

Year-by-Year Records in the Big 12

Year	Overall		Big 12	
	W	L	W	L
2013	33	26	13	11
2014	28	26	9	14
2015	27	27	9	13
TOTAL	88	79	31	38

2016 SCHEDULE

Date		Opponent	Time (ET)
Feb. 19	at	Charleston Southern	4:00 p.m.
Feb. 20	at	Charleston Southern	2:00 p.m.
Feb. 21	at	Charleston Southern	1:00 p.m.
Feb. 26	at	UNLV	9:00 p.m.
Feb. 27	at	UNLV	5:00 p.m.
Feb. 28	at	UNLV	4:00 p.m.
March 3	at	Hawaii	11:35 p.m.
March 4	at	Hawaii	11:35 p.m.
March 5	at	Hawaii	11:35 p.m.
March 6	at	Hawaii	6:05 p.m.
March 11		Old Dominion	3:00 p.m.
March 12		Old Dominion	3:00 p.m.
March 13		Old Dominion	1:00 p.m.
March 15		Radford	3:00 p.m.
March 18	at	TCU*	7:30 p.m.
March 19	at	TCU*	5:00 p.m.
March 20	at	TCU*	2:00 p.m.
March 22	at	Penn State	6:30 p.m.
March 25	at	Kansas*	7:00 p.m.
March 26	at	Kansas*	3:00 p.m.
March 27	at	Kansas*	2:00 p.m.
March 29		Canisius	6:30 p.m.
March 30		Canisius	3:00 p.m.
April 1		Oklahoma State*	6:30 p.m.
April 2		Oklahoma State*	4:00 p.m.
April 3		Oklahoma State*	1:00 p.m.
April 5	at	Marshall (I)	6:00 p.m.
April 6		Eastern Michigan	6:30 p.m.
April 8		Furman	6:30 p.m.
April 9		Furman	4:00 p.m.
April 10		Furman	1:00 p.m.
April 12		Pitt	6:30 p.m.
April 15		Kansas State*	6:30 p.m.
April 16		Kansas State*	4:00 p.m.
April 17		Kansas State*	1:00 p.m.
April 19		Youngstown State	6:30 p.m.
April 22	at	Oklahoma*	7:00 p.m.
April 23	at	Oklahoma*	3:00 p.m.
April 24	at	Oklahoma*	2:00 p.m.
April 26		Marshall	6:30 p.m.
April 29		Baylor*	6:30 p.m.
April 30		Baylor*	4:00 p.m.
May 1		Baylor*	1:00 p.m.
May 3		Virginia Tech	6:30 p.m.
May 6		Texas*	6:30 p.m.
May 7		Texas*	4:00 p.m.
May 8		Texas*	1:00 p.m.
May 10		Maryland	6:30 p.m.
May 13		William & Mary	4:00 p.m.
May 13		William & Mary	7:00 p.m.
May 15		William & Mary	1:00 p.m.
May 17	at	Pitt	6:00 p.m.
May 19	at	Texas Tech*	7:30 p.m.
May 20	at	Texas Tech*	3:00 p.m.
May 21	at	Texas Tech*	2:00 p.m.

MONONGALIA COUNTY BALLPARK



I - Charleston, W. Va.; *Big 12 Conference Game



NUMERICAL ROSTER

Table with 3 columns: Jersey Number, Name, Position. Lists 50 players including Chad Donato, Cody Wood, Brandon Boone, etc.

ALPHABETICAL ROSTER

Table with 10 columns: NO., NAME, POS., B/T, HT., WT., CL., HOMETOWN/PREVIOUS SCHOOL. Lists 50 players alphabetically by name.



RANDY MAZEY HEAD COACH

BASEBALL STAFF

Head Coach: Randy Mazey, Clemson, 1988
Record at WVU: 88-79 (4th season)
Overall Record: 274-239-2 (10th season)
Asst. Coach: Derek Matlock, UT Arlington, 1990
Asst. Coach: Steve Sabins, Embry-Riddle, 2011

WEST VIRGINIA HEAD COACHES

Table with 11 columns: Coach, Years, Seasons, Overall (W, L, T, Pct.), Conference (W, L, T, Pct.). Lists all head coaches from Unknown to Randy Mazey.

2015 STATISTICS

(All games sorted by batting average)

Player	AVG	GP	GS	AB	R	H	2B	3B	HR	RBI	TB	SLG%	BB	HBP	SO	GDP	OB%	SF	SH	SB	ATT	PO	A	E	FLD%		
Davis, Kyle	.353	53	52	224	40	79	17	1	4	31	110	.491	11	3	37	9	.391	0	1	4	9	55	57	5	.957		
Cramer, Jackson	.291	51	51	179	30	52	15	1	8	21	93	.520	27	3	48	2	.389	2	0	2	2	322	26	7	.980		
Fox, Justin	.273	53	52	216	33	59	13	1	3	18	83	.384	13	6	51	3	.332	0	6	11	14	44	120	14	.921		
Munden, Taylor	.266	52	52	222	32	59	12	0	11	31	104	.468	17	2	36	2	.321	2	0	11	15	85	133	17	.928		
Huth, KC	.265	52	45	155	18	41	8	2	2	22	59	.381	14	2	25	5	.331	1	2	2	6	113	6	4	.967		
Johnson, Brad	.259	47	47	166	21	43	9	3	2	27	64	.386	27	1	39	4	.362	2	1	6	9	85	5	2	.978		
Wood, Shaun	.176	51	44	165	19	29	4	0	8	32	57	.345	15	1	45	1	.245	3	5	7	7	87	4	1	.989		

Strasiser, Tony	.333	15	3	21	4	7	0	0	0	0	7	.333	2	0	7	0	.391	0	0	0	0	15	0	0	1.000		
Cascadden, Tucker	.286	22	7	35	8	10	0	0	0	3	10	.286	5	0	9	0	.375	0	1	1	1	22	18	2	.952		
Hope, Garrett	.283	23	12	46	8	13	1	1	1	7	19	.413	4	4	13	1	.389	0	0	1	2	64	9	1	.986		
Corso, Shaun	.271	42	36	133	11	36	5	0	2	16	47	.353	8	1	26	1	.310	3	3	3	3	123	59	7	.963		
O'Brien, Cam	.250	27	20	76	15	19	4	0	1	11	26	.342	12	4	13	2	.376	1	3	0	1	102	14	1	.991		
Casserly, Kyle	.250	11	1	12	0	3	1	0	0	2	4	.333	1	1	3	0	.357	0	0	0	0	7	0	0	1.000		
Potter, Caleb	.226	36	24	93	18	21	4	0	4	10	37	.398	12	2	30	2	.321	2	0	4	4	22	1	1	.958		
Guerrini, Ray	.205	46	38	122	19	25	9	0	3	21	43	.352	14	12	50	0	.345	0	6	5	9	268	29	4	.987		
Vance, Ross	.000	2	2	0	0	0	0	0	0	0	0	.000	0	0	0	0	.000	0	0	0	0	3	21	3	.889		

Totals	.266	54	54	1865	276	496	102	9	49	252	763	.409	182	42	432	32	.342	16	28	57	82	1448	556	74	.964		
Opponents	.257	54	54	1820	265	468	93	18	28	234	681	.374	204	61	411	32	.348	19	34	45	69	1454	530	66	.968		

LOB - Team (404), Opp (425). DPs turned - Team (46), Opp (48). CI - Team (0), Opp (1). IBB - Team (8), Munden, T. 2, Johnson, B. 2, Cramer, J. 2, Guerrini, R. 1, Huth, K. 1, Opp (8).

Picked off - Huth, K. 4, Johnson, B. 3, Guerrini, R. 1, Wood, S. 1, Fox, J. 1, Hope, G. 1.

(All games Sorted by earned run average)

Player	ERA	W	L	APP	GS	CG	SHO	CBO	SV	IP	H	R	ER	BB	SO	2B	3B	HR	AB/B/Avg	WP	HBP	BK	SFA	SHA			
Donato, Chad	3.07	7	6	15	14	1	1	0	1	96.2	89	41	33	20	76	9	3	6	369	.241	2	6	1	4	3		
Vance, Ross	3.26	7	5	16	15	1	0	1	0	96.2	91	48	35	33	81	21	3	4	357	.255	1	14	0	3	6		
Myers, BJ	3.82	2	5	14	9	0	0	1	0	63.2	61	31	27	33	60	10	3	4	232	.263	2	3	1	4	5		
Dotson, Conner	3.88	0	4	18	7	0	0	0	1	55.2	53	28	24	27	47	15	2	4	209	.254	6	7	0	1	7		

Bornstein, Josh	1.50	0	0	7	0	0	0	0	0	6.0	4	3	1	4	3	1	0	0	20	.200	1	2	0	0	1		
Sigman, Jackson	3.38	0	0	13	0	0	0	0	0	8.0	11	5	3	6	5	4	0	0	32	.344	0	1	0	1	1		
Sergent, Jordan	3.60	0	0	7	0	0	0	0	0	5.0	6	3	2	4	1	2	0	0	20	.300	0	1	0	1	1		
Smith, Blake	3.64	4	1	20	0	0	0	1	5	29.2	23	17	12	20	38	6	1	3	107	.215	1	3	0	2	3		
Boone, Brandon	3.86	0	0	6	0	0	0	0	0	4.2	5	3	2	2	9	0	0	0	20	.250	2	0	0	0	0		
Keller, Adam	4.01	1	2	15	2	0	0	0	0	33.2	32	20	15	11	32	5	1	2	125	.256	1	7	1	0	4		
Hardy, Jeff	5.62	3	1	19	1	0	0	1	0	32.0	40	23	20	10	31	10	3	1	133	.301	7	8	0	2	0		
Ennis, Shane	6.15	1	3	15	6	0	0	0	0	33.2	36	25	23	16	18	6	2	2	131	.275	5	6	0	1	1		
Phillips, Shay	7.71	0	0	2	0	0	0	0	0	2.1	3	2	2	1	0	1	0	0	10	.300	0	0	0	0	0		
Wernke, Nick	7.88	1	0	9	0	0	0	0	1	8.0	7	8	7	11	8	1	0	0	30	.233	2	1	0	0	1		
Jordan, Seth	9.45	1	0	6	0	0	0	0	0	6.2	7	7	7	5	2	2	0	2	24	.292	0	2	0	0	1		
Horvath, Alec	27.00	0	0	1	0	0	0	0	0	0.1	0	1	1	1	0	0	0	0	1	.000	0	0	0	0	0		

Totals	3.95	27	27	54	54	2	3	2	8	482.2	468	265	212	204	411	93	18	281820	.257	30	61	3	19	34			
Opponents	4.31	27	27	54	54	0	3	3	10	484.2	496	276	232	182	432	102	9	491865	.266	33	42	3	16	28			

PB - Team (22), Guerrini, R. 16, Hope, G. 4, O'Brien, C. 2, Opp (11). Pickoffs - Team (13), Dotson, C. 3, Guerrini, R. 3, Vance, R. 2, Hardy, J. 1, Keller, A. 1, Hope, G. 1, Donato, C. 1, Myers, B. 1, Opp (11). SBA/ATT - Guerrini, R. (32-41), Donato, C. (10-14), O'Brien, C. (6-12), Hope, G. (7-11), Myers, B. (4-9), Keller, A. (5-7), Vance, R. (3-7), Smith, B. (6-7), Ennis, S. (5-6), Dotson, C. (3-6), Wernke, N. (3-5), Hardy, J. (2-3), Sigman, J. (2-3), Sergent, J. (1-1), Bornstein, J. (1-1).

2015 RESULTS

OVERALL: 27-27

HOME: 12-10

AWAY: 14-14

NEUTRAL: 1-3

BIG 12: 9-13

Date	Opponent	Result	Date	Opponent	Result	Date	Opponent	Result
Feb. 13	at No. 24 Clemson	W, 2-0	March 24	at Stephen F. Austin	W, 14-5	April 28	at Marshall	L, 2-3
Feb. 14	at No. 24 Clemson	L, 2-4	March 25	at UT Arlington	W, 6-4	May 1	No. 4 TCU*	L, 4-9
Feb. 15	at No. 24 Clemson	W, 6-1	March 27	Charleston Southern (2)	W, 9-2	May 2	No. 4 TCU*	L, 2-6
Feb. 20	at Georgia Southern	L, 4-7	March 28	Charleston Southern (2)	W, 9-2	May 3	No. 4 TCU*	L, 0-5
Feb. 21	at Georgia Southern	W, 12-4	March 29	Charleston Southern (2)	W, 8-0	May 5	at Virginia Tech	L, 3-13
Feb. 22	at Georgia Southern	L, 2-15	March 31	at Pittsburgh	W, 4-1	May 8	at No. 11 Oklahoma State*	W, 5-4
Feb. 27	vs Kent State (I)	L, 2-5	April 2	at Kansas State*	L, 2-8	May 9	at No. 11 Oklahoma State*	Cancelled
Feb. 27	at Coastal Carolina (I)	L, 3-4 (14)	April 3	at Kansas State*	W, 5-3	May 10	at No. 11 Oklahoma State*	Cancelled
Feb. 28	vs Ball State (I)	W, 7-6	April 4	at Kansas State*	W, 3-2	May 12	Pittsburgh	L, 1-4
March 1	vs No. 25 Illinois (I)	L, 1-2	April 7	at No. 16 Maryland	L, 7-12	May 14	Texas Tech*	W, 6-4
March 6	at East Tennessee State	W, 7-6 (10)	April 10	Butler	W, 6-5 (13)	May 15	Texas Tech*	W, 8-2
March 7	at East Tennessee State	W, 18-2	April 11	Butler	W, 8-0	May 16	Texas Tech*	L, 2-8
March 8	at East Tennessee State	W, 13-4	April 12	Butler	W, 12-4	May 20	vs. Oklahoma State^	L, 0-3
March 10	at Liberty	Postponed	April 14	Penn State	L, 3-5	May 21	vs. Oklahoma^	L, 1-6
March 13	at No. 16 Texas*	L, 3-4 (10)	April 17	No. 23 Oklahoma*	L, 0-2	<i>I - Caravelle Resort's Baseball at the Beach; Myrtle Beach, S.C.; 2 - Played in Washington, Pa.; *Big 12 Conference Game; ^Big 12 Championship</i>		
March 14	at No. 16 Texas*	W, 7-6 (10)	April 18	No. 23 Oklahoma*	W, 6-5			
March 15	at No. 16 Texas*	L, 1-5	April 19	No. 23 Oklahoma*	L, 2-10			
March 17	Akron (2)	W, 14-9	April 21	Marshall	W, 3-2			
March 20	at Baylor*	L, 4-5	April 24	Kansas*	L, 1-3			
March 21	at Baylor*	L, 4-10	April 25	Kansas*	L, 5-9			
March 22	at Baylor*	W, 8-2	April 26	Kansas*	W, 5-4			



FINAL STANDINGS

School	CONFERENCE							OVERALL							Streak	vs. Top 25
	W	L	T	Pct.	H	A	N	W	L	T	Pct.	H	A	N		
TCU	18	5	0	.783	9-2-0	9-3-0	0-0-0	51	15	0	.773	15-7-0	3-4-0	0-0-0	Lost 1	13-10
Oklahoma State	14	8	0	.636	7-3-0	5-4-0	2-1-0	38	20	0	.655	20-8-0	9-9-0	9-3-0	Lost 1	12-6
Texas Tech	13	11	0	.542	7-5-0	6-6-0	0-0-0	31	24	0	.564	20-10-0	9-12-0	2-2-0	Lost 1	2-5
Oklahoma	13	11	0	.542	5-4-0	7-5-0	1-2-0	34	27	0	.557	15-11-0	10-10-0	9-6-0	Lost 1	6-12
Texas	11	13	0	.458	7-5-0	4-8-0	0-0-0	30	27	0	.526	17-9-0	9-16-0	4-2-0	Lost 2	4-10
Kansas State	10	14	0	.417	5-7-0	5-7-0	0-0-0	27	30	0	.474	14-11-0	8-13-0	5-6-0	Lost 2	4-10
West Virginia	9	13	0	.409	4-8-0	5-5-0	0-0-0	27	27	0	.500	12-10-0	14-14-0	1-3-0	Lost 3	5-11
Baylor	9	15	0	.375	6-6-0	3-9-0	0-0-0	23	32	0	.418	16-12-0	5-15-0	2-5-0	Lost 1	5-12
Kansas	8	15	0	.348	5-7-0	3-8-0	0-0-0	23	32	0	.418	12-15-0	7-13-0	4-4-0	Won 1	3-9

NCAA Participants (3): Oklahoma State, TCU, Texas

CWS Participants (1): TCU

TEAM & INDIVIDUAL STATISTICS - ALL GAMES

TEAM BATTING

	G	Avg	OB%	Slug%	AB	R	H	2B	3B	HR	RBI	BB	SO	SB	SBA	S	SF
1. TCU	66	.285	.368	.371	2255	388	643	87	13	27	339	261	459	119	164	29	27
2. Oklahoma	61	.282	.352	.398	2088	323	589	96	14	39	286	205	342	50	87	40	24
3. Oklahoma State	58	.279	.381	.405	1985	380	553	94	17	41	338	282	469	89	108	81	26
4. Kansas	55	.276	.366	.396	1883	281	519	100	12	34	257	230	308	27	45	32	22
5. Texas Tech	55	.273	.362	.408	1915	292	523	107	14	41	269	226	388	38	53	37	18
6. West Virginia	54	.266	.342	.409	1865	276	496	102	9	49	252	182	432	57	82	28	16
7. Texas	57	.259	.350	.387	1943	265	503	87	19	41	243	232	424	41	62	69	15
8. Kansas State	57	.259	.355	.331	1870	297	484	69	21	8	260	229	329	69	99	49	25
9. Baylor	55	.255	.326	.341	1826	226	466	83	11	17	204	175	399	64	96	27	22

TEAM PITCHING

	G	ERA	Avg	W	L	IP	H	R	ER	BB	SO	CG	HR	ShO	SV	BB/9	SO/9
1. TCU	66	2.45	.219	51	15	603.0	485	209	164	145	571	3	36	10	17	2.16	8.52
2. Oklahoma State	58	2.84	.235	38	20	526.0	458	199	166	184	452	4	24	5	8	3.15	7.73
3. Texas	57	3.27	.249	30	27	522.1	481	219	190	186	371	3	23	5	15	3.20	6.39
4. Texas Tech	55	3.33	.259	31	24	498.0	483	229	184	216	418	2	14	4	10	3.90	7.55
5. Oklahoma	61	3.39	.244	34	27	549.1	501	267	207	211	524	1	20	4	12	3.46	8.58
6. West Virginia	54	3.95	.257	27	27	482.2	468	265	212	204	411	2	28	3	8	3.80	7.66
7. Kansas State	57	4.27	.280	27	30	501.2	541	272	238	174	304	2	30	5	7	3.12	5.45
8. Baylor	55	4.71	.286	23	32	482.0	552	294	252	208	304	4	34	2	13	3.88	5.68
9. Kansas	55	5.56	.302	23	32	488.2	576	337	302	229	331	0	39	1	15	4.22	6.10

INDIVIDUAL BATTING

Min 2.5 AB/Team game	CL	G	Avg	OB%	Slug%	AB	R	H	2B	3B	HR	RBI	BB	SO	SB-SBA	S	SF
1. Carpenter, Kolbeye-OU	JR	61	.360	.416	.533	242	49	87	10	4	8	37	23	36	5-11	1	1
2. Jones, Cody-TCU	SR	66	.353	.464	.476	252	63	89	14	1	5	34	45	42	33-39	1	1
3. Davis, Kyle-WVU	FR	53	.353	.391	.491	224	40	79	17	1	4	31	11	37	4-9	1	0
4. Raley, Cory-TTU	JR	45	.350	.408	.486	183	29	64	10	3	3	21	17	34	3-6	3	0
5. McKay, Connor-KU	SR	54	.346	.394	.535	228	45	79	22	3	5	22	17	51	6-8	0	0
6. Aikin, Craig-OU	JR	61	.340	.387	.435	253	47	86	15	3	1	32	21	37	5-13	5	4
7. Tinsley, Michael-KU	SO	54	.337	.407	.459	196	31	66	15	0	3	39	24	19	4-5	1	4
8. Johnson, Ben-UT	JR	56	.332	.393	.498	241	38	80	11	7	5	32	13	39	16-20	3	3
9. Wanhnenen, Connor-TCU	FR	57	.329	.420	.389	216	42	71	4	3	1	40	25	42	11-15	1	0
10. Esthay, Kameron-BU	FR	53	.323	.380	.477	155	26	50	7	1	5	25	12	35	5-7	0	1

INDIVIDUAL PITCHING

Min 1.0 IP/Team game	CL	G	GS	ERA	Avg	W	L	IP	H	R	ER	BB	SO	CG	HR	ShO	SV	BB/9	SO/9
1. Taylor, Corey-TTU	SR	19	1	0.31	.186	4	0	57.1	36	5	2	13	32	0	0	0	2	2.04	5.02
2. Freeman, Michael-OSU	SR	15	15	1.31	.184	10	3	109.2	72	26	16	29	97	4	1	0	0	2.38	7.96
3. Moreno, Dominic-TTU	SR	24	2	1.85	.257	3	3	58.1	54	16	12	19	73	0	1	0	7	2.93	11.26
4. Traver, Mitchell-TCU	SO	16	14	1.89	.184	9	2	76.1	49	23	16	26	77	0	2	0	0	3.07	9.08
5. Young, Alex-TCU	JR	17	16	2.22	.210	9	3	97.1	75	31	24	22	103	0	10	0	0	2.03	9.52
6. Morrison, Preston-TCU	SR	19	17	2.51	.223	12	3	122.0	100	45	34	22	91	2	7	2	0	1.62	6.71
7. Tasin, Robert-OU	SR	18	11	2.52	.222	9	2	78.2	64	27	22	26	57	0	5	0	1	2.97	6.52
8. French, Parker-UT	SR	16	15	2.57	.276	5	3	91.0	97	33	26	21	58	1	2	0	0	2.08	5.74
9. Mayes, Connor-UT	FR	29	4	2.58	.231	2	4	66.1	56	21	19	21	54	1	3	1	2	2.85	7.33
10. Cobb, Trey-OSU	SO	31	0	2.61	.221	5	2	58.2	48	18	17	19	53	0	1	0	2	2.91	8.13



HITS	CL	G	H	H/G
1. Jones, Cody-TCU	SR	66	89	1.35
2. Carpenter, Kolbey-OU	JR	61	87	1.43
3. Aikin, Craig-OU	JR	61	86	1.41
4. Johnson, Ben-UT	JR	56	80	1.43
5. McKay, Connor-KU	SR	54	79	1.46
Davis, Kyle-WVU	FR	53	79	1.49
7. Hermelyn, Anthony-OU	JR	61	78	1.28
8. Skoug, Evan-TCU	FR	66	73	1.11
9. Wanhanen, Connor-TCU	FR	57	71	1.25
10. Odell, Derek-TCU	SR	62	69	1.11

RUNS SCORED	CL	G	R	R/G
1. Jones, Cody-TCU	SR	66	63	.95
2. Arakawa, Tim-OSU	SR	57	50	.88
3. Carpenter, Kolbey-OU	JR	61	49	.80
4. Aikin, Craig-OU	JR	61	47	.77
5. Brown, Nolan-TCU	JR	65	46	.71
6. McKay, Connor-KU	SR	54	45	.83
Crain, Garrett-TCU	SR	65	45	.69
8. Skoug, Evan-TCU	FR	66	44	.67
Yagi, Carter-KSU	SR	57	44	.77
Green, Gage-OSU	SR	58	44	.76

HOME RUNS	CL	G	HR	HR/G
1. Munden, Taylor-WVU	SR	52	11	.21
2. Smith, Stephen-TTU	SO	51	10	.20
3. Barrera, Tres-UT	SO	57	9	.16
4. Wood, Shaun-WVU	SO	51	8	.16
Cramer, Jackson-WVU	SO	51	8	.16
Beck, Blair-KU	SR	54	8	.15
Carpenter, Kolbey-OU	JR	61	8	.13
8. Hinojosa, CJ-UT	JR	54	7	.13
Smith, Dakota-KU	SR	47	7	.15
Skoug, Evan-TCU	FR	66	7	.11

DOUBLES	CL	G	2B	2B/G
1. McKay, Connor-KU	SR	54	22	.41
2. Shaw, Collin-UT	SR	57	19	.33
3. Davis, Kyle-WVU	FR	53	17	.32
Neslony, Tyler-TTU	JR	55	17	.31
5. Skoug, Evan-TCU	FR	66	15	.23
Cramer, Jackson-WVU	SO	51	15	.29
Aikin, Craig-OU	JR	61	15	.25
Tinsley, Michael-KU	SO	54	15	.28

3 tied with 14 doubles

TRIPLES	CL	G	3B	3B/G
1. Johnson, Ben-UT	JR	56	7	.13
2. Brown, Max-KSU	SR	57	6	.11
3. Steinhagen, Dane-TCU	JR	61	4	.07
Carpenter, Kolbey-OU	JR	61	4	.07
Williams, Dustin-OSU	SO	57	4	.07
Yagi, Carter-KSU	SR	57	4	.07

12 tied with 3 triples

RUNS BATTED IN	CL	G	RBI	RBI/G
1. Hermelyn, Anthony-OU	JR	61	49	.80
2. Skoug, Evan-TCU	FR	66	46	.70
Gutierrez, Eric-TTU	JR	55	46	.84
4. Neuse, Sheldon-OU	SO	61	43	.70
5. Odell, Derek-TCU	SR	62	42	.68
6. Wanhanen, Connor-TCU	FR	57	40	.70
Jones, Keaton-TCU	SR	66	40	.61
8. Tinsley, Michael-KU	SO	54	39	.72
Smith, Dakota-KU	SR	47	39	.83
10. Williams, Dustin-OSU	SO	57	38	.67

STOLEN BASES	CL	G	SB	SB/G
1. Jones, Cody-TCU	SR	66	33	.50
2. Brown, Logan-BU	SR	55	21	.38
3. Brown, Nolan-TCU	JR	65	19	.29
4. Green, Gage-OSU	SR	58	18	.31
5. Johnson, Ben-UT	JR	56	16	.29
6. Costello, Conor-OSU	JR	49	13	.27
Hassel, Corey-OSU	JR	54	13	.24
Dalrymple, Clayton-KSU	JR	56	13	.23

3 tied with 11 stolen bases

TOTAL BASES	CL	G	TB	TB/G
1. Carpenter, Kolbey-OU	JR	61	129	2.11
2. McKay, Connor-KU	SR	54	122	2.26
3. Johnson, Ben-UT	JR	56	120	2.14
Jones, Cody-TCU	SR	66	120	1.82
5. Aikin, Craig-OU	JR	61	110	1.80
Davis, Kyle-WVU	FR	53	110	2.08
Hermelyn, Anthony-OU	JR	61	110	1.80
8. Skoug, Evan-TCU	FR	66	109	1.65
9. Munden, Taylor-WVU	SR	52	104	2.00
10. Neslony, Tyler-TTU	JR	55	103	1.87

WALKS	CL	G	BB	BB/G
1. Jones, Cody-TCU	SR	66	45	.68
2. Arakawa, Tim-OSU	SR	57	42	.74
3. Smith, Stephen-TTU	SO	51	41	.80
4. Gutierrez, Eric-TTU	JR	55	39	.71
5. Williams, Dustin-OSU	SO	57	37	.65
6. Alspaugh, Taylor-OU	SR	59	36	.61
7. Wolfe, Tyler-KSU	JR	57	34	.60
8. Cantu, Michael-UT	FR	52	33	.63
Barrera, Tres-UT	SO	57	33	.58

2 tied with 32 walks

ON BASE PERCENTAGE	CL	G	AB	H	BB	HBP	SF	OB%
1. Jones, Cody-TCU	SR	66	252	89	45	8	1	.464
2. Gutierrez, Eric-TTU	JR	55	203	64	39	11	4	.444
3. Smith, Stephen-TTU	SO	51	182	53	41	4	2	.428
4. Wanhanen, Connor-TCU	FR	57	216	71	25	9	0	.420
5. Carpenter, Kolbey-OU	JR	61	242	87	23	1	1	.416
6. Arakawa, Tim-OSU	SR	57	211	61	42	5	4	.412
7. Raley, Cory-TTU	JR	45	183	64	17	1	0	.408
8. Tinsley, Michael-KU	SO	54	196	66	24	2	4	.407
9. Alspaugh, Taylor-OU	SR	59	211	65	36	1	3	.406
10. Green, Gage-OSU	SR	58	223	65	28	16	3	.404

SLUGGING PERCENTAGE	CL	G	AB	H	2B	3B	HR	SLG%
1. McKay, Connor-KU	SR	54	228	79	22	3	5	.535
2. Carpenter, Kolbey-OU	JR	61	242	87	10	4	8	.533
3. Smith, Stephen-TTU	SO	51	182	53	10	2	10	.533
4. Cramer, Jackson-WVU	SO	51	179	52	15	1	8	.520
5. Sluder, Ryan-OSU	SO	50	162	50	14	0	6	.506
6. Johnson, Ben-UT	JR	56	241	80	11	7	5	.498
7. Davis, Kyle-WVU	FR	53	224	79	17	1	4	.491
8. Raley, Cory-TTU	JR	45	183	64	10	3	3	.486
9. Barrera, Tres-UT	SO	57	212	61	8	3	9	.481
10. Esthay, Kameron-BU	FR	53	155	50	7	1	5	.477

WINS	CL	G	W-L
1. Morrison, Preston-TCU	SR	19	12-3
2. Freeman, Michael-OSU	SR	15	10-3
3. Traver, Mitchell-TCU	SO	16	9-2
Tasin, Robert-OU	SR	18	9-2
Young, Alex-TCU	JR	17	9-3
6. Vance, Ross-WVU	JR	16	7-5
Krauth, Ben-KU	JR	14	7-5
Donato, Chad-WVU	SO	15	7-6

5 tied with 6 wins



INNINGS PITCHED	CL	G	IP	IP/G
1. Morrison, Preston-TCU	SR	19	122.0	6.42
2. Freeman, Michael-OSU	SR	15	109.2	7.31
3. Young, Alex-TCU	JR	17	97.1	5.73
4. Donato, Chad-WVU	SO	15	96.2	6.44
Vance, Ross-WVU	JR	16	96.2	6.04
6. Alexander, Tyler-TCU	SO	17	93.2	5.51
7. Krauth, Ben-KU	JR	14	91.1	6.52
8. Tolson, Drew-BU	SO	16	91.0	5.69
French,Parker-UT	SR	16	91.0	5.69
10. Smith, Cameron-TTU	SR	14	89.0	6.36

STRIKEOUTS	CL	G	SO	SO/G
1. Young, Alex-TCU	JR	17	103	9.52
2. Freeman, Michael-OSU	SR	15	97	7.96
3. Hansen, Alec-OU	SO	15	94	10.32
4. Morrison, Preston-TCU	SR	19	91	6.71
5. Krauth, Ben-KU	JR	14	84	8.28
6. Vance, Ross-WVU	JR	16	81	7.54
7. Elliott, Jake-OU	SO	15	80	8.15
8. Traver, Mitchell-TCU	SO	16	77	9.08
Smith, Cameron-TTU	SR	14	77	7.79
10. Donato, Chad-WVU	SO	15	76	7.08

APPEARANCES	CL	App	GS	W-L	Sv
1. Ferrell, Riley-TCU	JR	32	0	1-3	14
2. Cobb, Trey-OSU	SO	31	0	5-2	2
3. Teakell, Trey-TCU	SR	30	0	3-1	1
Garza, Jr. Ralph-OU	JR	30	0	2-4	2
5. Mayes,Connor-UT	FR	29	4	2-4	2
6. Evans, Jacob-OU	JR	28	0	6-1	8
Villines, Stephen-KU	SO	28	0	3-5	13
8. Culbreth, Ty-UT	JR	27	5	4-5	4
Duke, Travis-UT	JR	27	0	1-1	1

3 tied with 25 appearances

SAVES	CL	G	Sv
1. Ferrell, Riley-TCU	JR	32	14
2. Villines, Stephen-KU	SO	28	13
3. Spicer, Sean-BU	SR	24	8
Evans, Jacob-OU	JR	28	8
5. Moreno, Dominic-TTU	SR	24	7
6. Smith, Blake-WVU	JR	20	5
Glover, Koda-OSU	JR	23	5
Bellow, Kirby-UT	SR	24	5
9. Culbreth, Ty-UT	JR	27	4

8 tied with 2 saves

GAMES STARTED	CL	App	GS	W-L	Sv
1. Morrison, Preston-TCU	SR	19	17	12-3	0
2. Young, Alex-TCU	JR	17	16	9-3	0
Perrin, Jon-OSU	SR	16	16	6-4	0
4. Hansen, Alec-OU	SO	15	15	5-6	0
Tolson, Drew-BU	SO	16	15	3-8	0
Elliott, Jake-OU	SO	15	15	4-6	0
French,Parker-UT	SR	16	15	5-3	0
Alexander, Tyler-TCU	SO	17	15	6-3	0
Vance, Ross-WVU	JR	16	15	7-5	0
Freeman, Michael-OSU	SR	15	15	10-3	0

SHUTOUTS	CL	G	ShO
1. Morrison, Preston-TCU	SR	19	2
2. Mayes,Connor-UT	FR	29	1
Castano, Daniel-BU	SO	16	1
Griep, Nate-KSU	SO	13	1
Donato, Chad-WVU	SO	15	1

COMPLETE GAMES	CL	App	GS	CG	W-L
1. Freeman, Michael-OSU	SR	15	15	4	10 3
2. Tolson, Drew-BU	SO	16	15	3	3 8
3. Griep, Nate-KSU	SO	13	13	2	6 3
Morrison, Preston-TCU	SR	19	17	2	12 3
Smith, Cameron-TTU	SR	14	13	2	6 5

8 tied with 1 complete games

OPP. BATTING AVERAGE	CL	G	AB	H	AVG.
1. Freeman, Michael-OSU	SR	15	391	72	.184
2. Traver, Mitchell-TCU	SO	16	266	49	.184
3. Taylor, Corey-TTU	SR	19	194	36	.186
4. Young, Alex-TCU	JR	17	357	75	.210
5. Griep, Nate-KSU	SO	13	284	62	.218
6. Cobb, Trey-OSU	SO	31	217	48	.221
7. Tasin, Robert-OU	SR	18	288	64	.222
8. Morrison, Preston-TCU	SR	19	449	100	.223
9. Elliott, Jake-OU	SO	15	329	75	.228
10. Mayes,Connor-UT	FR	29	242	56	.231

TEAM FIELDING	PO	A	E	DP	Pct
1. TCU	1809	730	55	48	.979
2. Texas	1567	645	54	55	.976
3. Kansas State	1505	641	55	44	.975
4. Oklahoma State	1578	684	58	47	.975
5. Kansas	1466	597	55	47	.974
6. Texas Tech	1494	689	69	59	.969
7. Oklahoma	1648	648	82	59	.966
8. West Virginia	1448	556	74	46	.964
9. Baylor	1446	597	83	33	.961





TEAM & INDIVIDUAL GAME HIGHS - ALL GAMES

TEAM GAME HIGHS

BATTING

At bats:	67	Texas (vs Oklahoma State, Apr 03, 2015)
Runs scored:	24	Oklahoma State (vs Oklahoma, Apr 07, 2015)
Hits:	23	Texas (vs Kansas, Apr 19, 2015)
	23	Oklahoma (vs Arkansas-Little Rock, Mar 03, 2015)
RBI's:	21	Oklahoma State (vs Oklahoma, Apr 07, 2015)
Doubles:	8	Texas Tech (vs San Francisco, Feb 14, 2015)
Triples:	4	Oklahoma (vs Oregon State, Feb 21, 2015)
Home runs:	5	Texas (vs Kansas, Apr 19, 2015)
Total bases:	47	Texas (vs Kansas, Apr 19, 2015)
Walks:	14	Kansas State (vs Arkansas State, May 02, 2015)
Strikeouts:	20	Texas (vs Oklahoma State, Apr 03, 2015)
Sac hits:	5	Texas (vs Oklahoma State, May 24, 2015)
	5	Texas Tech (vs Texas, May 03, 2015)
	5	Oklahoma State (vs St. John's, May 29, 2015)
Sac flies:	4	Kansas State (vs Minnesota, Apr 29, 2015)
Stolen bases:	8	Oklahoma State (vs Alcorn State, Mar 11, 2015)
	8	Texas (vs Prairie View A&M, Apr 28, 2015)
Caught stealing:	3	4 games tied
Hit by pitch:	6	Baylor (vs Dallas Baptist, Feb 17, 2015)
Runners LOB:	20	Texas (vs Oklahoma State, Apr 03, 2015)
Hit into DP:	4	Kansas (vs Texas Tech, Mar 28, 2015)
	4	TCU (vs LSU, Jun 14, 2015)

FIELDING

Putouts:	54	Oklahoma State (vs Texas, Apr 03, 2015)
Assists:	25	Texas Tech (vs Abilene Christian, Mar 03, 2015)
Errors:	5	Texas (vs Baylor, May 16, 2015)
	5	Baylor (vs Kansas State, Apr 26, 2015)
	5	Oklahoma (vs Purdue, Mar 08, 2015)
Passed balls:	4	West Virginia (vs ETSU, Mar 06, 2015)
DPs turned:	5	Texas Tech (vs Oral Roberts, Mar 18, 2015)

PITCHING

Innings pitched:	18.0	Oklahoma State (vs Texas, Apr 03, 2015)
Strikeouts:	25	TCU (vs Texas A&M, Jun 08, 2015)
Hits allowed:	1	Oklahoma State (vs Alcorn State, Mar 10, 2015)
	1	Texas (vs Prairie View A&M, Apr 28, 2015)
Wild pitches:	6	Kansas (vs Wichita State, 04-01-15)
Hit batters:	6	West Virginia (vs Stephen F. Austin, Mar 24, 2015)

GAME HIGHS (BOTH TEAMS)

BATTING

At bats:	128	Texas vs Oklahoma State (Apr 03, 2015)
Runs scored:	26	Oklahoma vs Oklahoma State (Apr 07, 2015)
Hits:	34	Texas vs Kansas (Apr 19, 2015)
RBI's:	23	Oklahoma vs Oklahoma State (Apr 07, 2015)
	23	Texas vs Kansas (Apr 19, 2015)
Doubles:	10	Texas vs Kansas (Apr 19, 2015)
Triples:	4	Oregon State vs Oklahoma (Feb 21, 2015)
Home runs:	7	Texas vs Kansas (Apr 19, 2015)
Total bases:	67	Texas vs Kansas (Apr 19, 2015)
Walks:	17	Texas vs Oklahoma State (Apr 03, 2015)
Strikeouts:	39	Texas vs Oklahoma State (Apr 03, 2015)
Sac hits:	6	Texas vs Oklahoma State (May 24, 2015)
	6	Texas vs Oklahoma State (Apr 03, 2015)
Sac flies:	4	Kansas State vs Minnesota (Apr 29, 2015)
Stolen bases:	8	Oklahoma State vs TCU (Mar 21, 2015)
	8	Alcorn State vs Oklahoma State (Mar 11, 2015)
	8	Prairie View A&M vs Texas (Apr 28, 2015)

Caught stealing:	4	Baylor vs TCU (Mar 13, 2015)
	4	West Virginia vs Baylor (Mar 20, 2015)
Hit by pitch:	6	Dallas Baptist vs Baylor (Feb 17, 2015)
	6	Texas Tech vs Texas (May 01, 2015)

FIELDING

Putouts:	107	Texas vs Oklahoma State (Apr 03, 2015)
Assists:	35	Kansas State vs Oklahoma State (Mar 29, 2015)
	35	Kansas vs Oklahoma (Apr 02, 2015)
Errors:	8	Texas vs Baylor (May 16, 2015)
Passed balls:	4	West Virginia vs ETSU (Mar 06, 2015)
DPs turned:	5	Oklahoma vs West Virginia (Apr 18, 2015)
	5	TCU vs Kansas State (Apr 12, 2015)
	5	Kansas State vs Texas (Mar 21, 2015)

PITCHING

Innings pitched:	35.2	Texas vs Oklahoma State (Apr 03, 2015)
Strikeouts:	39	Texas vs Oklahoma State (Apr 03, 2015)
Hits allowed:	1	Prairie View A&M vs Texas (Apr 28, 2015)
	1	Alcorn State vs Oklahoma State (Mar 10, 2015)
Wild pitches:	6	Kansas vs Wichita State (April 01, 2015)
Hit batters:	6	West Virginia vs Stephen F. Austin (Mar 24, 2015)
	6	Texas Tech vs Texas (May 01, 2015)

INDIVIDUAL GAME HIGHS

BATTING

At bats:	9	Barrera, Texas (vs Oklahoma State, Apr 03, 2015)
	9	Marlow, B., Texas (vs Oklahoma State, Apr 03, 2015)
	9	Johnson, Texas (vs Oklahoma State, Apr 03, 2015)
Runs scored:	6	Green, Oklahoma State (vs Alcorn State, Mar 11, 2015)
Hits:	6	Aikin, C., Oklahoma (vs Arkansas-Little Rock, Mar 03, 2015)
RBI's:	6	Aikin, C., Oklahoma (vs Arkansas-Little Rock, Mar 03, 2015)
	6	Barrera, Texas (vs UTSA, Feb 17, 2015)
Doubles:	3	Cantu, Texas (vs Kansas, Apr 19, 2015)
	3	Miller, C., Baylor (vs Northwestern State, Feb 25, 2015)
	3	Davis, Z., Texas Tech (vs Baylor, Apr 12, 2015)
Triples:	1	130 players tied
Home runs:	2	11 players tied
Total bases:	11	Johnson, Texas (vs Kansas, Apr 19, 2015)
Walks:	4	5 players tied
Strikeouts:	5	Baker, Texas (vs Oklahoma State, Apr 03, 2015)
	5	Boswell, Texas (vs Oklahoma State, Apr 03, 2015)
Sac hits:	3	Protacio, J., Kansas (vs Oklahoma, Apr 02, 2015)
Sac flies:	2	5 players tied
Stolen bases:	4	Green, Oklahoma State (vs Alcorn State, Mar 11, 2015)
	4	Johnson, Texas (vs Prairie View A&M, Apr 28, 2015)
Caught stealing:	2	Davis, K., West Virginia (vs Kent State, Feb 27, 2015)
Hit by pitch:	3	Johnson, Texas (vs Texas Tech, May 01, 2015)
Runners LOB:	7	5 players tied

FIELDING

Putouts:	23	Skoug, TCU (vs Texas A&M, Jun 08, 2015)
Assists:	11	Munden, T., West Virginia (vs Kansas State, Apr 03, 2015)
Errors:	3	Hermelyn, A., Oklahoma (vs Kansas, Apr 02, 2015)
Passed balls:	3	Guerrini, R., West Virginia (vs ETSU, Mar 06, 2015)
	3	Hope, G., West Virginia (vs TCU, May 02, 2015)

PITCHING

Innings pitched:	9.1	Morrison, TCU (vs Texas A&M, Jun 07, 2015)
Strikeouts:	12	Hansen, A., Oklahoma (vs Oregon State, Feb 21, 2015)
	12	Williams, G., Oklahoma State (vs Alcorn State, Mar 11, 2015)
	12	Young, TCU (vs Vanderbilt, Jun 16, 2015)
Wild pitches:	3	5 players tied
Hit batters:	5	Vance, R., West Virginia (vs TCU, May 02, 2015)



TEAM & INDIVIDUAL STATISTICS - BIG 12 GAMES

TEAM BATTING

		G	Avg	OB%	Slug%	AB	R	H	2B	3B	HR	RBI	BB	SO	SB	SBA	S	SF
1.	Oklahoma	24	.284	.353	.365	816	105	232	31	4	9	99	77	143	15	26	26	5
2.	TCU	23	.274	.358	.355	789	129	216	25	3	11	108	88	145	53	68	7	9
3.	Oklahoma State	22	.269	.365	.398	761	123	205	31	2	21	115	98	182	30	38	38	8
4.	Texas	24	.268	.356	.400	853	102	229	36	8	20	91	98	173	15	25	31	6
5.	Kansas	23	.262	.345	.357	793	92	208	37	4	10	84	88	126	11	17	15	6
6.	Baylor	24	.258	.323	.337	801	95	207	34	4	7	88	66	175	19	30	12	10
7.	Texas Tech	24	.252	.345	.376	806	104	203	35	7	17	98	96	172	12	16	24	6
8.	West Virginia	22	.243	.312	.348	729	83	177	34	5	11	76	60	176	17	26	14	3
9.	Kansas State	24	.240	.331	.301	778	99	187	25	8	2	88	85	132	26	36	17	8

TEAM PITCHING

		G	ERA	Avg	W	L	IP	H	R	ER	BB	SO	CG	HR	ShO	SV	BB/9	SO/9
1.	Oklahoma State	22	2.50	.230	14	8	205.0	174	73	57	81	182	3	7	0	3	3.56	7.99
2.	TCU	23	2.77	.242	18	5	208.0	187	84	64	60	166	1	13	3	9	2.60	7.18
3.	Texas Tech	24	3.21	.256	13	11	213.0	202	90	76	97	172	2	4	0	3	4.10	7.27
4.	Texas	24	3.50	.263	11	13	226.1	220	105	88	75	168	0	13	1	7	2.98	6.68
5.	Oklahoma	24	3.62	.247	13	11	216.0	198	106	87	85	203	1	10	1	7	3.54	8.46
6.	Kansas State	24	4.05	.281	10	14	209.0	226	103	94	77	109	1	11	2	3	3.32	4.69
7.	West Virginia	22	4.42	.258	9	13	195.2	189	116	96	84	159	1	11	0	4	3.86	7.31
8.	Baylor	24	4.67	.284	9	15	208.1	237	124	108	95	118	3	21	1	5	4.10	5.10
9.	Kansas	23	4.94	.290	8	15	207.2	231	131	114	102	147	0	18	1	6	4.42	6.37

INDIVIDUAL BATTING

Min 2.5 AB/Team game	CL	G	Avg	OB%	Slug%	AB	R	H	2B	3B	HR	RBI	BB	SO	SB-SBA	S	SF	
1.	Sluder, Ryan-OSU	SO	20	.403	.456	.710	62	15	25	4	0	5	10	6	13	3-4	3	0
2.	Jones, Cody-TCU	SR	23	.393	.505	.517	89	22	35	3	1	2	12	17	13	16-19	0	0
3.	Price, Mitch-BU	JR	21	.367	.443	.517	60	10	22	6	0	1	11	8	10	0-0	0	1
4.	Wolfe, Tyler-KSU	JR	24	.366	.448	.439	82	16	30	4	1	0	13	13	7	1-2	3	1
5.	Wanhanen, Connor-TCU	FR	20	.364	.443	.403	77	12	28	1	1	0	14	8	8	5-6	1	0
6.	Esthay, Kameron-BU	FR	23	.351	.380	.486	74	10	26	5	1	1	10	2	20	1-1	0	1
7.	Johnson, Ben-UT	JR	23	.350	.430	.550	100	13	35	8	3	2	13	8	16	7-9	1	0
8.	Carpenter, Kolbey-OU	JR	24	.350	.387	.476	103	17	36	5	1	2	16	7	15	2-2	1	1
9.	Hassel, Corey-OSU	JR	22	.344	.385	.478	90	13	31	6	0	2	18	4	21	6-7	6	0
10.	Aikin, Craig-OU	JR	24	.343	.393	.424	99	16	34	6	1	0	10	7	21	1-5	3	0

INDIVIDUAL PITCHING

Min 1.0 IP/Team game	CL	G	GS	ERA	Avg	W	L	IP	H	R	ER	BB	SO	CG	HR	ShO	SV	BB/9	SO/9
1.	Taylor, Corey-TTU	SR	10	0	0.55	.219	2	0	32.2	25	3	2	6	20	0	0	0	1.65	5.51
2.	Freeman, Michael-OSU	SR	7	7	0.80	.172	5	2	56.0	34	12	5	16	49	3	0	0	2.57	7.88
3.	Moreno, Dominic-TTU	SR	11	2	1.09	.258	2	1	24.2	23	4	3	7	28	0	0	3	2.55	10.22
4.	Griep, Nate-KSU	SO	6	6	1.96	.237	2	1	36.2	32	9	8	16	23	1	1	1	3.93	5.65
5.	Young, Alex-TCU	JR	7	7	2.27	.243	4	2	39.2	36	17	10	14	36	0	2	0	3.18	8.17
6.	French, Parker-UT	SR	8	8	2.42	.270	1	1	48.1	51	18	13	12	36	0	2	0	2.23	6.70
7.	Krauth, Ben-KU	JR	8	8	2.45	.236	3	3	55.0	47	24	15	25	54	0	0	0	4.09	8.84
8.	Tasin, Robert-OU	SR	8	7	2.70	.231	5	0	46.2	40	16	14	16	28	0	5	0	3.09	5.40
9.	Smith, Cameron-TTU	SR	8	8	2.77	.228	4	3	55.1	47	18	17	18	42	2	1	0	2.93	6.83
10.	Alexander, Tyler-TCU	SO	4	4	2.79	.252	2	0	29.0	28	10	9	5	19	0	3	0	1.55	5.90

HITS

	CL	G	H	H/G	
1.	Carpenter, Kolbey-OU	JR	24	36	1.50
2.	Johnson, Ben-UT	JR	23	35	1.52
	Jones, Cody-TCU	SR	23	35	1.52
4.	Aikin, Craig-OU	JR	24	34	1.42
5.	Hermelyn, Anthony-OU	JR	24	33	1.38
6.	McKay, Connor-KU	SR	23	32	1.39
7.	Hassel, Corey-OSU	JR	22	31	1.41
8.	Wolfe, Tyler-KSU	JR	24	30	1.25
9.	Hinojosa, CJ-UT	JR	22	28	1.27
	Wanhanen, Connor-TCU	FR	20	28	1.40

RUNS SCORED

	CL	G	R	R/G	
1.	Jones, Cody-TCU	SR	23	22	.96
2.	McKay, Connor-KU	SR	23	18	.78
3.	Crain, Garrett-TCU	SR	23	17	.74
	Carpenter, Kolbey-OU	JR	24	17	.71
5.	Brown, Nolan-TCU	JR	22	16	.73
	Yagi, Carter-KSU	SR	24	16	.67
	Aikin, Craig-OU	JR	24	16	.67
	Wolfe, Tyler-KSU	JR	24	16	.67
9.	Sluder, Ryan-OSU	SO	20	15	.75

4 tied with 14 runs scored



HOME RUNS				
	CL	G	HR	HR/G
1. Smith, Stephen-TTU	SO	23	6	.26
Hinojosa, CJ-UT	JR	22	6	.27
3. Wood, Shaun-WVU	SO	22	5	.23
Sluder, Ryan-OSU	SO	20	5	.25
5. Barrera, Tres-UT	SO	24	4	.17
9 tied with 3 home runs				

DOUBLES				
	CL	G	2B	2B/G
1. McKay, Connor-KU	SR	23	9	.39
2. Johnson, Ben-UT	JR	23	8	.35
Cramer, Jackson-WVU	SO	22	8	.36
Neslony, Tyler-TTU	JR	24	8	.33
5. Fox, Justin-WVU	SR	22	7	.32
6. Steinhagen, Dane-TCU	JR	23	6	.26
Aikin, Craig-OU	JR	24	6	.25
Moore, Tyler-KSU	JR	21	6	.29
Hassel, Corey-OSU	JR	22	6	.27
Price, Mitch-BU	JR	21	6	.29

TRIPLES				
	CL	G	3B	3B/G
1. Brown, Max-KSU	SR	24	4	.17
2. Johnson, Ben-UT	JR	23	3	.13
3. Protacio, Justin-KU	SR	23	2	.09
Neslony, Tyler-TTU	JR	24	2	.08
Neuse, Sheldon-OU	SO	24	2	.08
Johnson, Brad-WVU	SR	20	2	.10
Hinojosa, CJ-UT	JR	22	2	.09
Yagi, Carter-KSU	SR	24	2	.08
26 tied with 1 triples				

RUNS BATTED IN				
	CL	G	RBI	RBI/G
1. Hermelyn, Anthony-OU	JR	24	23	.96
2. Hassel, Corey-OSU	JR	22	18	.82
3. Hinojosa, CJ-UT	JR	22	17	.77
Brown, Max-KSU	SR	24	17	.71
5. Skoug, Evan-TCU	FR	23	16	.70
Gutierrez, Eric-TTU	JR	24	16	.67
Carpenter, Kolbey-OU	JR	24	16	.67
Smith, Stephen-TTU	SO	23	16	.70
9. Williams, Dustin-OSU	SO	22	15	.68
Tinsley, Michael-KU	SO	23	15	.65

STOLEN BASES				
	CL	G	SB	SB/G
1. Jones, Cody-TCU	SR	23	16	.70
2. Brown, Nolan-TCU	JR	22	9	.41
Brown, Logan-BU	SR	24	9	.38
4. Johnson, Ben-UT	JR	23	7	.30
Dalrymple, Clayton-KSU	JR	24	7	.29
6. Hassel, Corey-OSU	JR	22	6	.27
Steinhagen, Dane-TCU	JR	23	6	.26
8. Wanhanen, Connor-TCU	FR	20	5	.25
6 tied with 4 stolen bases				

TOTAL BASES				
	CL	G	TB	TB/G
1. Johnson, Ben-UT	JR	23	55	2.39
2. Hinojosa, CJ-UT	JR	22	53	2.41
3. Smith, Stephen-TTU	SO	23	50	2.17
4. Carpenter, Kolbey-OU	JR	24	49	2.04
5. Jones, Cody-TCU	SR	23	46	2.00
6. Hermelyn, Anthony-OU	JR	24	45	1.88
7. McKay, Connor-KU	SR	23	44	1.91
Neslony, Tyler-TTU	JR	24	44	1.83
Cramer, Jackson-WVU	SO	22	44	2.00
Sluder, Ryan-OSU	SO	20	44	2.20

WALKS				
	CL	G	BB	BB/G
1. Arakawa, Tim-OSU	SR	21	18	.86
Cantu, Michael-UT	FR	24	18	.75
3. Jones, Cody-TCU	SR	23	17	.74
4. Gutierrez, Eric-TTU	JR	24	16	.67
5. Chappell, Jacob-OSU	FR	21	15	.71
Floyd, Tyler-TTU	JR	24	15	.63
Williams, Dustin-OSU	SO	22	15	.68
Protacio, Justin-KU	SR	23	15	.65
Alspaugh, Taylor-OU	SR	24	15	.63
10. Boswell, Bret-UT	FR	20	14	.70

ON BASE PERCENTAGE											
	CL	G	AB	H	BB	HBP	SF	OB%			
1. Jones, Cody-TCU	SR	23	89	35	17	3	0	.505			
2. Sluder, Ryan-OSU	SO	20	62	25	6	0	0	.456			
3. Wolfe, Tyler-KSU	JR	24	82	30	13	0	1	.448			
4. Wanhanen, Connor-TCU	FR	20	77	28	8	3	0	.443			
5. Price, Mitch-BU	JR	21	60	22	8	1	1	.443			
6. Johnson, Ben-UT	JR	23	100	35	8	6	0	.430			
7. Afenir, Joven-KU	SO	22	67	23	9	1	1	.423			
8. Gutierrez, Eric-TTU	JR	24	88	26	16	4	2	.418			
9. Boswell, Bret-UT	FR	20	69	19	14	1	0	.405			
10. Cramer, Jackson-WVU	SO	22	80	25	11	2	1	.404			

SLUGGING PERCENTAGE									
	CL	G	AB	H	2B	3B	HR	SLG%	
1. Sluder, Ryan-OSU	SO	20	62	25	4	0	5	.710	
2. Hinojosa, CJ-UT	JR	22	92	28	3	2	6	.576	
3. Smith, Stephen-TTU	SO	23	87	26	4	1	6	.575	
4. Johnson, Ben-UT	JR	23	100	35	8	3	2	.550	
Cramer, Jackson-WVU	SO	22	80	25	8	1	3	.550	
6. Jones, Cody-TCU	SR	23	89	35	3	1	2	.517	
7. Price, Mitch-BU	JR	21	60	22	6	0	1	.517	
8. Esthay, Kameron-BU	FR	23	74	26	5	1	1	.486	
9. Hassel, Corey-OSU	JR	22	90	31	6	0	2	.478	
10. Carpenter, Kolbey-OU	JR	24	103	36	5	1	2	.476	

WINS			
	CL	G	W-L
1. Morrison, Preston-TCU	SR	8	6-1
2. Tasin, Robert-OU	SR	8	5-0
Freeman, Michael-OSU	SR	7	5-2
4. Young, Alex-TCU	JR	7	4-2
Smith, Cameron-TTU	SR	8	4-3
9 tied with 3 wins			

INNINGS PITCHED				
	CL	G	IP	IP/G
1. Morrison, Preston-TCU	SR	8	56.0	7.00
Freeman, Michael-OSU	SR	7	56.0	8.00
3. Smith, Cameron-TTU	SR	8	55.1	6.92
4. Krauth, Ben-KU	JR	8	55.0	6.88
5. Morovick, Drew-KU	SR	8	49.2	6.21
Donato, Chad-WVU	SO	8	49.2	6.21
7. French, Parker-UT	SR	8	48.1	6.04
Tolson, Drew-BU	SO	8	48.1	6.04
9. Castano, Daniel-BU	SO	8	47.2	5.96
10. Hansen, Alec-OU	SO	8	47.1	5.92

STRIKEOUTS				
	CL	G	SO	SO/G
1. Krauth, Ben-KU	JR	8	54	8.84
2. Freeman, Michael-OSU	SR	7	49	7.88
3. Hansen, Alec-OU	SO	8	48	9.13
4. Perrin, Jon-OSU	SR	8	45	8.62
5. Smith, Cameron-TTU	SR	8	42	6.83
Morrison, Preston-TCU	SR	8	42	6.75
7. Elliott, Jake-OU	SO	8	41	7.85
8. Moseley, Ryan-TTU	SO	8	40	7.83
9. French, Parker-UT	SR	8	36	6.70
Young, Alex-TCU	JR	7	36	8.17

APPEARANCES					
	CL	App	GS	W-L	Sv
1. Villines, Stephen-KU	SO	13	0	0-5	6
Garza, Jr. Ralph-OU	JR	13	0	1-1	1
Evans, Jacob-OU	JR	13	0	2-1	6
Mayes, Connor-UT	FR	13	1	0-3	2
5. Teakell, Trey-TCU	SR	12	0	0-0	1
Cobb, Trey-OSU	SO	12	0	0-0	2
6 tied with 11 appearances					

SAVES			
	CL	G	Sv
1. Ferrell, Riley-TCU	JR	11	7
2. Evans, Jacob-OU	JR	13	6
Villines, Stephen-KU	SO	13	6
4. Spicer, Sean-BU	SR	7	3
Moreno, Dominic-TTU	SR	11	3
6. Cobb, Trey-OSU	SO	12	2
Smith, Blake-WVU	JR	7	2
Bellow, Kirby-UT	SR	9	2
Mayes, Connor-UT	FR	13	2
14 tied with 1 saves			

**GAMES STARTED**

12 tied with 8 games started

	CL	App	GS	W-L	Sv
SHUTOUTS	CL	G	ShO		
1. Griep, Nate-KSU	SO	6	1		
Castano, Daniel-BU	SO	8	1		
Morrison, Preston-TCU	SR	8	1		

COMPLETE GAMES

	CL	App	GS	CG	W-L
1. Freeman, Michael-OSU	SR	7	7	3	5 2
2. Smith, Cameron-TTU	SR	8	8	2	4 3
Tolson, Drew-BU	SO	8	8	2	3 3
4. Castano, Daniel-BU	SO	8	8	1	2 4
Hansen, Alec-OU	SO	8	8	1	3 4
Morrison, Preston-TCU	SR	8	8	1	6 1
Griep, Nate-KSU	SO	6	6	1	2 1
Vance, Ross-WVU	JR	7	7	1	3 3

OPP. BATTING AVERAGE

	CL	G	AB	H	AVG.
1. Freeman, Michael-OSU	SR	7	198	34	.172
2. Taylor, Corey-TTU	SR	10	114	25	.219
3. Moseley, Ryan-TTU	SO	8	169	38	.225
4. Smith, Cameron-TTU	SR	8	206	47	.228
5. Tasin, Robert-OU	SR	8	173	40	.231
6. Elliott, Jake-OU	SO	8	172	40	.233
7. Krauth, Ben-KU	JR	8	199	47	.236
8. Griep, Nate-KSU	SO	6	135	32	.237
9. Morrison, Preston-TCU	SR	8	210	50	.238
Dotson, Conner-WVU	FR	9	126	30	.238

TEAM FIELDING

	PO	A	E	DP	Pct
1. Kansas State	627	269	19	19	.979
2. Kansas	623	241	19	15	.978
3. TCU	624	264	21	23	.977
4. Oklahoma State	615	277	24	21	.974
5. Texas	679	273	26	23	.973
6. Texas Tech	639	322	27	20	.973
7. Oklahoma	648	255	31	26	.967
8. West Virginia	587	233	31	17	.964
9. Baylor	625	260	39	11	.958

TEAM & INDIVIDUAL GAME HIGHS - BIG 12 GAMES**TEAM GAME HIGHS****BATTING**

At bats:	67	Texas (vs Oklahoma State, Apr 03, 2015)
Runs scored:	16	Texas (vs Kansas, Apr 19, 2015)
Hits:	23	Texas (vs Kansas, Apr 19, 2015)
RBIs:	16	Texas (vs Kansas, Apr 19, 2015)
Doubles:	7	Texas (vs Kansas, Apr 19, 2015)
Triples:	2	4 games tied
Home runs:	5	Texas (vs Kansas, Apr 19, 2015)
Total bases:	47	Texas (vs Kansas, Apr 19, 2015)
Walks:	11	Oklahoma State (vs Texas, Apr 03, 2015)
Strikeouts:	20	Texas (vs Oklahoma State, Apr 03, 2015)
Sac hits:	5	Texas Tech (vs Texas, May 03, 2015)
Sac flies:	3	Kansas State (vs TCU, Apr 10, 2015)
Stolen bases:	7	TCU (vs West Virginia, May 03, 2015)
Caught stealing:	3	TCU (vs Oklahoma, May 16, 2015)
	3	Baylor (vs West Virginia, Mar 20, 2015)
Hit by pitch:	5	TCU (vs West Virginia, May 02, 2015)
	5	Texas (vs Texas Tech, May 01, 2015)
Runners LOB:	20	Texas (vs Oklahoma State, Apr 03, 2015)
Hit into DP:	4	Kansas (vs Texas Tech, Mar 28, 2015)

FIELDING

Putouts:	54	Oklahoma State (vs Texas, Apr 03, 2015)
Assists:	21	West Virginia (vs Kansas State, Apr 03, 2015)
	21	TCU (vs Kansas, May 09, 2015)
	21	Oklahoma (vs Kansas, Apr 02, 2015)
Errors:	5	Texas (vs Baylor, May 16, 2015)
	5	Baylor (vs Kansas State, Apr 26, 2015)
Passed balls:	3	West Virginia (vs TCU, May 02, 2015)
DPs turned:	4	Texas Tech (vs Kansas, Mar 28, 2015)

PITCHING

Innings pitched:	18.0	Oklahoma State (vs Texas, Apr 03, 2015)
Strikeouts:	20	Oklahoma State (vs Texas, Apr 03, 2015)
Hits allowed:	2	4 games tied
Wild pitches:	3	5 games tied
Hit batters:	5	Texas Tech (vs Texas, May 01, 2015)
	5	West Virginia (vs TCU, May 02, 2015)

GAME HIGHS (BOTH TEAMS)**BATTING**

At bats:	128	Texas vs Oklahoma State (Apr 03, 2015)
Runs scored:	23	Texas vs Kansas (Apr 19, 2015)
Hits:	34	Texas vs Kansas (Apr 19, 2015)
RBIs:	23	Texas vs Kansas (Apr 19, 2015)
Doubles:	10	Texas vs Kansas (Apr 19, 2015)
Triples:	2	9 games tied
Home runs:	7	Texas vs Kansas (Apr 19, 2015)
Total bases:	67	Texas vs Kansas (Apr 19, 2015)
Walks:	17	Texas vs Oklahoma State (Apr 03, 2015)
Strikeouts:	39	Texas vs Oklahoma State (Apr 03, 2015)
Sac hits:	6	Texas vs Oklahoma State (Apr 03, 2015)
Sac flies:	3	Texas vs TCU (Apr 25, 2015)
	3	TCU vs Kansas State (Apr 10, 2015)
Stolen bases:	8	Oklahoma State vs TCU (Mar 21, 2015)
Caught stealing:	4	Baylor vs TCU (Mar 13, 2015)
	4	West Virginia vs Baylor (Mar 20, 2015)
Hit by pitch:	6	Texas Tech vs Texas (May 01, 2015)
Runners LOB:	37	Texas vs Oklahoma State (Apr 03, 2015)
Hit into DP:	5	Kansas State vs Texas (Mar 21, 2015)
	5	Oklahoma vs West Virginia (Apr 18, 2015)
	5	TCU vs Kansas State (Apr 12, 2015)

FIELDING

Putouts:	107	Texas vs Oklahoma State (Apr 03, 2015)
Assists:	35	Kansas vs Oklahoma (Apr 02, 2015)
	35	Kansas State vs Oklahoma State (Mar 29, 2015)
Errors:	8	Texas vs Baylor (May 16, 2015)
Passed balls:	3	Oklahoma vs Kansas State (May 09, 2015)
	3	TCU vs West Virginia (May 02, 2015)
DPs turned:	5	Oklahoma vs West Virginia (Apr 18, 2015)
	5	Kansas State vs Texas (Mar 21, 2015)
	5	TCU vs Kansas State (Apr 12, 2015)

PITCHING

Innings pitched:	35.2	Texas vs Oklahoma State (Apr 03, 2015)
Runs allowed:	2	Baylor vs Kansas (May 01, 2015)
	2	Oklahoma vs West Virginia (Apr 17, 2015)
Earned runs:	1	4 games tied
Walks allowed:	1	Kansas State vs Texas (Mar 21, 2015)
Strikeouts:	39	Texas vs Oklahoma State (Apr 03, 2015)
Hits allowed:	8	Oklahoma vs West Virginia (Apr 17, 2015)
Wild pitches:	4	Baylor vs Oklahoma State (Apr 18, 2015)
	4	Baylor vs Kansas (May 03, 2015)
Hit batters:	6	Texas Tech vs Texas (May 01, 2015)

INDIVIDUAL GAME HIGHS**BATTING**

At bats:	9	Marlow, B., Texas (vs Oklahoma State, Apr 03, 2015)
	9	Johnson, Texas (vs Oklahoma State, Apr 03, 2015)
	9	Barrera, Texas (vs Oklahoma State, Apr 03, 2015)
Runs scored:	4	Sheppard, Baylor (vs Kansas, May 03, 2015)
Hits:	4	13 players tied
RBIs:	5	Smith, S., Texas Tech (vs Texas, May 02, 2015)
	5	Sheppard, Baylor (vs Kansas, May 03, 2015)
	5	Williams, D., Oklahoma State (vs Texas, Apr 05, 2015)
Doubles:	3	Cantu, Texas (vs Kansas, Apr 19, 2015)
	3	Davis, Z., Texas Tech (vs Baylor, Apr 12, 2015)
Triples:	1	45 players tied
Home runs:	2	6 players tied
Total bases:	11	Johnson, Texas (vs Kansas, Apr 19, 2015)

Walks:	4	Odell, TCU (vs West Virginia, May 01, 2015)
	4	Gutierrez, Texas Tech (vs Baylor, Apr 11, 2015)
Strikeouts:	5	Baker, Texas (vs Oklahoma State, Apr 03, 2015)
	5	Boswell, Texas (vs Oklahoma State, Apr 03, 2015)
Sac hits:	3	Protacio, J., Kansas (vs Oklahoma, Apr 02, 2015)
Sac flies:	2	Brown, TCU (vs Texas, Apr 26, 2015)
Stolen bases:	3	C. Jones, TCU (vs West Virginia, May 03, 2015)
	3	Brown, Baylor (vs Texas, May 17, 2015)
Caught stealing:	1	84 players tied
Hit by pitch:	3	Johnson, Texas (vs Texas Tech, May 01, 2015)
Runners LOB:	7	Baker, Texas (vs Baylor, May 16, 2015)
	7	Barrera, Texas (vs West Virginia, Mar 13, 2015)

FIELDING

Putouts:	20	Barrera, Texas (vs Oklahoma State, Apr 03, 2015)
Assists:	11	Munden, T., West Virginia (vs Kansas State, Apr 03, 2015)
Errors:	3	Hermelyn, A., Oklahoma (vs Kansas, Apr 02, 2015)
Passed balls:	3	Hope, G., West Virginia (vs TCU, May 02, 2015)

PITCHING

Innings pitched:	9.0	13 players tied
Strikeouts:	10	5 players tied
Wild pitches:	3	Dotsen, C., West Virginia (vs Oklahoma, Apr 19, 2015)
	3	Moseley, Texas Tech (vs TCU, Apr 02, 2015)
Hit batters:	5	Vance, R., West Virginia (vs TCU, May 02, 2015)

PHILLIPS 66 BIG 12 BASEBALL CHAMPIONSHIP

WEDNESDAY, MAY 20

Game 1:	No. 5 Texas 2, No. 4 Texas Tech 1
Game 2:	No. 8 Baylor 6, No. 1 TCU 5
Game 3:	No. 6 K-State 7, No. 3 Oklahoma 3
Game 4:	No. 2 Oklahoma State 3, No. 7 West Virginia 0

THURSDAY MAY 21

Game 5:	No. 4 Texas Tech 8, No. 1 TCU 1
Game 6:	No. 3 Oklahoma 6, No. 7 West Virginia 1
Game 7:	No. 5 Texas 4, No. 8 Baylor 3
Game 8:	No. 2 Oklahoma State 10, No. 6 K-State 1

FRIDAY MAY 22

Game 9:	No. 8 Baylor 5, No. 4 Texas Tech 4
Game 10:	No. 3 Oklahoma 3, No. 6 K-State 1

SATURDAY, MAY 23

Game 11:	No. 5 Texas 4, No. 8 Baylor 0
Game 12:	No. 2 Oklahoma State 5, No. 3 Oklahoma 1

SUNDAY, MAY 24

Game 15:	No. 5 Texas 6, No. 2 Oklahoma State 3
----------	---------------------------------------

ALL-BIG 12 AWARDS

- Player of the Year:** Cody Jones, TCU
Pitcher of the Year: Michael Freeman, Oklahoma State
Newcomer of the Year: Ben Krauth, Kansas
Freshman of the Year: Connor Wanhanen, TCU*
Coach of the Year: Jim Schlossnagle, TCU*
Scholar-Athlete of the Year: Logan Brown, Baylor

FIRST TEAM

- INF - Shane Conlon, Kansas State, Sr.*#
 Kolbey Carpenter, Oklahoma, Jr.*
 Sheldon Neuse, Oklahoma, So.*%
 Donnie Walton, Oklahoma State, Jr.^
 Eric Gutierrez, Texas Tech, Jr.*^
 C - Gage Green, Oklahoma State, Sr.*

- OF - Connor McKay, Kansas, Sr.+
 Craig Aikin, Oklahoma, Jr.&+
 Cody Jones, TCU, Sr.@
 Ben Johnson, Texas, Jr.*@
 DH - Connor Wanhanen, TCU, Fr.*
 UTL - Anthony Hermelyn, Oklahoma, Jr.
 P - Michael Freeman, Oklahoma State, Sr.*
 Preston Morrison, TCU, Sr.*#
 Alex Young, TCU, Jr.&
 Cameron Smith, Texas Tech, Sr.@
 Riley Ferrell, TCU, Jr.*^
 Corey Taylor, Texas Tech, Sr.

SECOND TEAM

- INF - Tim Arakawa, Oklahoma State, Sr.+
 Keaton Jones, TCU, Sr.@
 Tres Barrera, Texas, So.%
 Jackson Cramer, West Virginia, So.
 Taylor Munden, West Virginia, Sr.@
 C - Michael Tinsley, Kansas, So.*
 OF - Corey Hassel, Oklahoma State, Jr.
 Ryan Sluder, Oklahoma State, So.
 Stephen Smith, Texas Tech, So.%
 DH - Cory Raley, Texas Tech, Jr.
 UTL - Kyle Davis, West Virginia, Fr.
 P - Ben Krauth, Kansas, Jr.
 Nate Griep, Kansas State, So.
 Robert Tasin, Oklahoma, Sr.
 Parker French, Texas, Sr.
 Jacob Evans, Oklahoma, Jr.&
 Dominic Moreno, Texas Tech, Sr.

HONORABLE MENTION

- Baylor** - Logan Brown, Daniel Castano, Adam Toth, Drew Tolson, Duncan Wendel
Kansas - Blair Beck, Matt McLaughlin, Justin Protacio, Stephen Villines
Kansas State - Max Brown, Corey Fischer, Tyler Moore, Tyler Wolfe
Oklahoma - Jake Elliott, Alec Hansen, Kyle Mendenhall
Oklahoma State - Trey Cobb, Remy Reed, Dustin Williams
TCU - Tyler Alexander, Nolan Brown, Jeremie Fagnan, Derek Odell, Evan Skoug,
 Dane Steinhagen, Trey Teakell, Mitchell Traver
Texas Tech - Tyler Neslony
West Virginia - Chad Donato, Justin Fox, Blake Smith, Ross Vance

ALL-FRESHMAN TEAM

- Kameron Esthay, Baylor, OF
 Matt McLaughlin, Kansas, INF*
 Bryce Ward, Kansas State, RHP
 Jacob Chappell, Oklahoma State, INF
 Evan Skoug, TCU, C
 Connor Wanhanen, TCU, DH
 Bret Boswell, Texas, INF
 Michael Cantu, Texas, C*
 Connor Mayes, Texas, RHP
 Orlando Garcia, Texas Tech, INF
 Kyle Davis, West Virginia, UTL*
 BJ Myers, West Virginia, RHP

Ties in voting created four first team outfielders.

Both first and second team catchers were unanimous selections, however the first team honoree received a higher finish in the weighted vote.

** Unanimous Choice; ^2014 First Team Honoree; +2014 Second Team Honoree*

@2014 Honorable Mention; %2014 All-Freshman Team Honoree

#2013 First Team Honoree; &2013 Second Team Honoree



NCAA FINAL RANKINGS

TEAM <i>(Only Top 50 teams included)</i>		Double Plays Per Game		Walks		Games Started	
Scoring		10. Texas Tech 1.07		25. Cody Jones, TCU 45		10. Preston Morrison, TCU 17	
38. Oklahoma State 6.6		36. Oklahoma 0.97		39. Tim Arakawa, OSU 42		28. Jon Perrin, OSU 16	
Runs		37. Texas 0.96		43. Stephen Smith, TTU 41		28. Alex Young, TCU 16	
35. TCU 388		Double Plays		Hit By Pitch		Appearances	
41. Oklahoma State 380		14. Texas Tech 59		21. Colby Wright, KU 18		32. Riley Ferrell, TCU 32	
Hits		14. Oklahoma 59		37. Gage Green, OSU 16		41. Trey Cobb, OSU 31	
9. TCU 644		32. Texas 55		Sacrifice Bunts Per Game			
45. Oklahoma 589		On-Base Percentage		9. Gage Green, OSU 0.31			
Doubles Per Game		38. Oklahoma State .381		14. Jacob Chappell, OSU 0.29			
49. Texas Tech 1.95		Strikeout-to-Walk Ratio		16. Taylor Alspaugh, OU 0.29			
Triples Per Game		2. TCU 3.94		Sacrifice Bunts			
21. Kansas State 0.37		46. Oklahoma 2.48		4. Gage Green OSU 18			
37. Texas 0.33		Win-Loss Percentage		6. Taylor Alspaugh, OU 17			
Triples		5. TCU 0.773		11. Jacob Chappell, OSU 16			
19. Kansas State 21		33. Oklahoma State 0.655		31. Collin Shaw, UT 13			
32. Texas 19		WHIP		48. Zane Gurwitz, UT 12			
Home Runs Per Game		1. TCU 1.04		48. Brooks Marlow, UT 12			
25. West Virginia 0.91		21. Oklahoma State 1.22		48. Donnie Walton, UT 12			
Home Runs		41. Texas 1.28		Sacrifice Flies			
33. West Virginia 49		49. Oklahoma 1.30		20. Keaton Jones, TCU 7			
Stolen Bases Per Game		Triple Plays		20. Donnie Walton, OSU 7			
13. TCU 1.80		1. Baylor 1		50. Nolan Brown, TCU 6			
36. Oklahoma State 1.53		Shutouts		ERA			
Stolen Bases		2. TCU 10		1. Corey Taylor, TTU 0.31			
5. TCU 119		35. Kansas State 5		6. Michael Freeman, OSU 1.31			
26. Oklahoma State 89		35. Oklahoma State 5		27. Dominic Moreno, TTU 1.85			
Walks		35. Texas 5		29. Mitchell Traver, TCU 1.89			
13. Oklahoma State 282		INDIVIDUAL <i>(Only Top 50 players included)</i>		Wins			
31. TCU 261		On-Base Percentage		4. Preston Morrison, TCU 12			
Sacrifice Bunts		44. Cody Jones, TCU 0.464		13. Michael Freeman, OSU 10			
1. Oklahoma State 81		Runs		33. Robert Tasin, OU 9			
8. Texas 69		18. Cody Jones, TCU 63		33. Mitchell Traver, TCU 9			
Earned Run Average		Hits		33. Alex Young, TCU 9			
2. TCU 2.45		20. Cody Jones, TCU 89		Saves			
8. Oklahoma State 2.84		25. Kolbey Carpenter, OU 87		11. Riley Ferrell, TCU 14			
33. Texas 3.27		29. Craig Aikin, OU 86		21. Stephen Villines, KU 13			
41. Texas Tech 3.33		Doubles Per Game		Strikeouts Per Nine Innings			
50. Oklahoma 3.39		23. Connor McKay, KU 0.41		13. Dominic Moreno, TTU 11.26			
Strikeouts Per Nine Innings		Doubles		30. Alec Hansen, OU 10.32			
15. Oklahoma 8.60		20. Connor McKay, KU 22		Strikeouts			
17. TCU 8.50		Triples Per Game		38. Alex Young, TCU 103			
Hits Allowed Per Nine Innings		18. Ben Johnson, UT 0.13		42. Michael Freeman, OSU 97			
5. TCU 7.24		37. Max Brown, K-STATE 0.11		Hits Allowed Per Nine Innings			
16. Oklahoma State 7.84		Triples		10. Corey Taylor, TTU 5.65			
39. Oklahoma 8.21		8. Ben Johnson, UT 7		15. Mitchell Traver, TCU 5.78			
43. Texas 8.29		18. Max Brown, K-STATE 6		18. Michael Freeman, OSU 5.91			
Walks Allowed Per Nine Innings		Stolen Bases Per Game		Walks Allowed Per Nine Innings			
6. TCU 2.16		31. Cody Jones, TCU 0.50		6. Tyler Alexander, TCU 0.96			
Fielding Percentage		Stolen Bases		Strikeout-to-Walk Ratio			
8. TCU 0.979		13. Cody Jones, TCU 33		11. Tyler Alexander, TCU 7.20			
23. Texas 0.976		Walks Per Game		50. Alex Young, TCU 4.68			
35. Oklahoma State 0.975		24. Stephen Smith, TTU 0.80		WHIP			
36. Kansas State 0.975		44. Tim Arakawa, OSU 0.74		5. Corey Taylor, TTU 0.85			
43. Kansas 0.974		Complete Games		19. Michael Freeman, OSU 0.92			
				36. Mitchell Traver, TCU 0.98			
				41. Alex Young, TCU 1.00			
				42. Preston Morrison, TCU 1.00			
				22. Michael Freeman, OSU 4			
				45. Drew Tolson, BU 3			



2015

School	CONFERENCE							OVERALL							Streak	vs. Top 25
	W	L	T	Pct.	H	A	N	W	L	T	Pct.	H	A	N		
TCU	18	5	0	.783	9-2-0	9-3-0	0-0-0	51	15	0	.773	15-7-0	3-4-0	0-0-0	Lost 1	13-10
Oklahoma State	14	8	0	.636	7-3-0	5-4-0	2-1-0	38	20	0	.655	20-8-0	9-9-0	9-3-0	Lost 1	12-6
Texas Tech	13	11	0	.542	7-5-0	6-6-0	0-0-0	31	24	0	.564	20-10-0	9-12-0	2-2-0	Lost 1	2-5
Oklahoma	13	11	0	.542	5-4-0	7-5-0	1-2-0	34	27	0	.557	15-11-0	10-10-0	9-6-0	Lost 1	6-12
Texas	11	13	0	.458	7-5-0	4-8-0	0-0-0	30	27	0	.526	17-9-0	9-16-0	4-2-0	Lost 2	4-10
Kansas State	10	14	0	.417	5-7-0	5-7-0	0-0-0	27	30	0	.474	14-11-0	8-13-0	5-6-0	Lost 2	4-10
West Virginia	9	13	0	.409	4-8-0	5-5-0	0-0-0	27	27	0	.500	12-10-0	14-14-0	1-3-0	Lost 3	5-11
Baylor	9	15	0	.375	6-6-0	3-9-0	0-0-0	23	32	0	.418	16-12-0	5-15-0	2-5-0	Lost 1	5-12
Kansas	8	15	0	.348	5-7-0	3-8-0	0-0-0	23	32	0	.418	12-15-0	7-13-0	4-4-0	Won 1	3-9

NCAA Participants (3): Oklahoma State, TCU, Texas

CWS Participants (1): TCU

2014

School	CONFERENCE							OVERALL							Streak	vs. Top 25
	W	L	T	Pct.	H	A	N	W	L	T	Pct.	H	A	N		
Oklahoma State	18	6	0	.750	7-2-0	9-3-0	2-1-0	48	18	0	.727	25-10-0	13-4-0	10-4-0	Lost 2	10-9
TCU	17	7	0	.708	9-3-0	8-4-0	0-0-0	48	18	0	.727	27-8-0	12-6-0	9-4-0	Lost 2	12-7
Kansas	15	9	0	.625	8-4-0	7-5-0	0-0-0	35	26	0	.574	12-9-0	11-13-0	12-4-0	Lost 2	6-6
Texas Tech	14	10	0	.583	10-2-0	4-8-0	0-0-0	45	21	0	.682	33-4-0	9-10-0	3-7-0	Lost 2	12-10
Texas	13	11	0	.542	5-7-0	8-4-0	0-0-0	46	21	0	.687	24-10-0	13-6-0	9-5-0	Lost 1	9-6
West Virginia	9	14	0	.391	7-4-0	2-10-0	0-0-0	28	26	0	.519	11-4-0	12-18-0	5-4-0	Lost 2	4-9
Baylor	8	15	0	.348	5-7-0	3-8-0	0-0-0	26	31	0	.456	20-10-0	4-16-0	2-5-0	Lost 1	9-13
Oklahoma	8	16	0	.333	4-8-0	3-6-0	1-2-0	29	29	0	.500	19-15-0	5-8-0	5-6-0	Lost 1	5-13
Kansas State	5	19	0	.208	4-8-0	1-11-0	0-0-0	25	30	0	.455	16-9-0	6-19-0	3-2-0	Lost 1	1-8

NCAA Participants (5): Kansas, Oklahoma State, TCU, Texas, Texas Tech

CWS Participants (3): TCU, Texas, Texas Tech

2013

School	CONFERENCE							OVERALL							Streak	vs. Top 25
	W	L	T	Pct.	H	A	N	W	L	T	Pct.	H	A	N		
Kansas State	16	8	0	.667	9-3-0	7-5-0	0-0-0	45	19	0	.703	26-7-0	13-10-0	6-2-0	Lost 2	6-6
Oklahoma State	13	10	0	.565	7-4-0	4-5-0	2-1-0	41	19	0	.683	24-7-0	8-7-0	9-5-0	Lost 1	4-3
Oklahoma	13	11	0	.542	7-2-0	5-7-0	1-2-0	43	21	0	.672	25-6-0	9-12-0	9-3-0	Lost 2	5-7
West Virginia	13	11	0	.542	8-4-0	5-7-0	0-0-0	33	26	0	.559	15-5-0	12-14-0	6-7-0	Won 2	4-4
Baylor	12	11	0	.522	9-3-0	3-8-0	0-0-0	27	28	0	.491	17-10-0	6-14-0	4-4-0	Lost 3	5-6
Kansas	12	12	0	.500	7-5-0	5-7-0	0-0-0	34	25	0	.576	17-6-0	8-14-0	9-5-0	Lost 1	4-4
TCU	12	12	0	.500	7-5-0	5-7-0	0-0-0	29	28	0	.509	16-14-0	11-12-0	2-2-0	Lost 2	3-10
Texas Tech	9	15	0	.375	5-7-0	4-8-0	0-0-0	26	30	0	.464	19-10-0	6-16-0	1-4-0	Won 1	5-8
Texas	7	17	0	.292	4-8-0	3-9-0	0-0-0	27	24	0	.529	22-10-0	5-14-0	0-0	Won 1	2-7

NCAA Participants (3): K-State, Oklahoma, Oklahoma State

CWS Participants: None

2012

School	CONFERENCE							OVERALL							Streak	vs. Top 25
	W	L	T	Pct.	H	A	N	W	L	T	Pct.	H	A	N		
Baylor	20	4	0	.833	12-0-0	8-4-0	0-0-0	49	17	0	.742	36-5-0	12-10-0	2-1-0	Lost 2	10-6
Texas A&M	16	8	0	.667	10-4-0	6-4-0	0-0-0	43	18	0	.705	31-12-0	11-4-0	1-2-0	Lost 2	10-7
Texas	14	10	0	.583	6-4-0	8-6-0	0-0-0	30	22	0	.577	20-7-0	8-9-0	2-6-0	Lost 2	7-8
Oklahoma	13	10	0	.565	8-4-0	4-4-0	1-2-0	42	25	0	.627	24-8-0	11-14-0	7-3-0	Lost 2	8-9
Oklahoma State	13	11	0	.542	6-3-0	5-7-0	2-1-0	32	25	0	.561	24-7-0	6-15-0	2-3-0	Lost 6	3-11
Missouri	10	14	0	.417	7-5-0	3-9-0	0-0-0	33	28	0	.541	21-11-0	6-16-0	6-1-0	Lost 1	6-8
Kansas	7	16	0	.304	5-6-0	2-10-0	0-0-0	24	34	0	.414	11-10-0	6-16-0	7-8-0	Lost 1	4-7
Kansas State	7	17	0	.292	3-9-0	4-8-0	0-0-0	27	31	0	.466	17-12-0	9-16-0	1-3-0	Lost 1	3-11
Texas Tech	7	17	0	.292	5-7-0	2-10-0	0-0-0	29	26	0	.527	22-11-0	6-13-0	1-2-0	Won 1	4-6

NCAA Participants (4): Baylor, Missouri, Oklahoma, Texas A&M

CWS Participants: None

2011

School	CONFERENCE							OVERALL							Streak	vs. Top 25
	W	L	T	Pct.	H	A	N	W	L	T	Pct.	H	A	N		
Texas	19	8	0	.704	12-3-0	7-5-0	0-0-0	49	19	0	.721	36-9-0	10-6-0	3-4-0	Lost 2	10-7
Texas A&M	19	8	0	.704	10-2-0	9-6-0	0-0-0	47	22	0	.681	30-9-0	12-9-0	5-4-0	Lost 2	9-9
Oklahoma	14	11	0	.560	9-2-0	4-7-0	1-2-0	41	19	0	.683	28-4-0	9-9-0	4-6-0	Lost 3	6-8
Oklahoma State	14	12	0	.538	8-3-0	4-8-0	2-1-0	35	25	0	.583	25-7-0	5-12-0	5-6-0	Lost 4	6-10
Baylor	13	14	0	.481	7-8-0	6-6-0	0-0-0	31	28	0	.525	16-14-0	11-9-0	3-5-0	Lost 2	8-9
Kansas State	12	14	0	.462	8-5-0	4-9-0	0-0-0	36	25	0	.590	23-8-0	10-11-0	3-6-0	Lost 3	7-13
Texas Tech	12	15	0	.444	8-4-0	4-11-0	0-0-0	33	25	0	.561	22-12-0	9-11-0	2-2-0	Lost 2	6-14
Missouri	11	15	0	.423	6-5-0	5-10-0	0-0-0	27	32	0	.458	15-13-0	7-15-0	5-4-0	Lost 1	5-9
Nebraska	9	17	0	.346	7-8-0	2-9-0	0-0-0	30	25	0	.545	21-11-0	4-14-0	5-0-0	Won 2	4-10
Kansas	9	18	0	.333	7-7-0	2-11-0	0-0-0	26	30	0	.464	19-11-0	5-16-0	2-3-0	Lost 3	4-13

NCAA Participants (6): Baylor, Kansas State, Oklahoma, Oklahoma State, Texas, Texas A&M

CWS Participants (2): Texas, Texas A&M



2010

Table with columns for School, CONFERENCE (W, L, T, Pct., H, A, N), and OVERALL (W, L, T, Pct., H, A, N, Streak, vs. Top 25). Rows include Texas, Oklahoma, Kansas State, Texas A&M, Texas Tech, Baylor, Kansas, Missouri, Nebraska, and Oklahoma State.

NCAA Participants (5): Baylor, Kansas State, Oklahoma, Texas A&M

CWS Participants (1): Oklahoma

2009

Table with columns for School, CONFERENCE (W, L, T, Pct., H, A, N), and OVERALL (W, L, T, Pct., H, A, N, Last 5, Streak). Rows include Texas, Oklahoma, Missouri, Kansas State, Kansas, Texas A&M, Texas Tech, Baylor, Oklahoma State, and Nebraska.

NCAA Participants (8): Baylor, Kansas, Kansas State, Missouri, Oklahoma, Oklahoma State, Texas, Texas A&M

CWS Participants (1): Texas

2008

Table with columns for School, CONFERENCE (W, L, T, Pct., H, A, N), and OVERALL (W, L, T, Pct., H, A, N, Last 5, Streak). Rows include Texas A&M, Oklahoma State, Nebraska, Missouri, Texas, Baylor, Kansas State, Oklahoma, Kansas, and Texas Tech.

NCAA Participants (6): Missouri, Nebraska, Oklahoma, Oklahoma State, Texas, Texas A&M

CWS Participants: None

2007

Table with columns for School, CONFERENCE (W, L, T, Pct., H, A, N), and OVERALL (W, L, T, Pct., H, A, N, Last 5, Streak). Rows include Texas, Missouri, Oklahoma State, Nebraska, Texas A&M, Baylor, Oklahoma, Kansas State, Kansas, and Texas Tech.

NCAA Participants (6): Baylor, Missouri, Nebraska, Oklahoma State, Texas, Texas A&M

CWS Participants: None

2006

Table with columns for School, CONFERENCE (W, L, T, Pct., H, A, N), and OVERALL (W, L, T, Pct., H, A, N, Last 5, Streak). Rows include Texas, Oklahoma State, Nebraska, Oklahoma, Kansas, Baylor, Missouri, Texas Tech, Kansas State, and Texas A&M.

NCAA Participants (7): Baylor, Kansas, Missouri, Nebraska, Oklahoma, Oklahoma State, Texas

CWS Participants: None

2005

School	CONFERENCE							OVERALL							Last 5	Streak
	W	L	T	Pct.	H	A	N	W	L	T	Pct.	H	A	N		
Nebraska	19	8	0	.704	11-4-0	8-4-0	0-0-0	57	15	0	.792	33-4-0	15-5-0	10-5-0	3-2	Lost 2
Baylor	19	8	0	.704	11-4-0	8-4-0	0-0-0	46	24	0	.657	25-11-0	13-10-0	8-3-0	3-2	Lost 1
Texas	16	10	0	.615	11-3-0	5-7-0	0-0-0	56	16	0	.778	36-5-0	13-9-0	7-2-0	5-0	Won 7
Missouri	16	11	0	.593	9-3-0	7-8-0	0-0-0	40	23	0	.635	21-5-0	9-13-0	10-5-0	3-2	Lost 1
Oklahoma	14	13	0	.519	8-4-0	6-9-0	0-0-0	35	26	0	.574	24-5-0	5-15-0	6-6-0	3-2	Lost 1
Oklahoma State	12	15	0	.444	8-4-0	4-11-0	0-0-0	34	25	0	.576	25-8-0	7-13-0	2-4-0	2-3	Lost 2
Kansas	11	15	0	.423	7-7-0	4-8-0	0-0-0	36	28	0	.562	22-11-0	8-14-0	6-3-0	2-3	Lost 3
Texas Tech	9	16	0	.360	6-5-0	3-11-0	0-0-0	34	25	0	.576	23-9-0	6-12-0	5-4-0	2-3	Lost 2
Texas A&M	9	18	0	.333	6-6-0	3-12-0	0-0-0	30	25	1	.545	16-10-1	7-13-0	7-2-0	1-4	Lost 2
Kansas State	8	19	0	.296	6-7-0	2-12-0	0-0-0	30	25	0	.545	22-9-0	3-13-0	5-3-0	2-3	Lost 3

NCAA Participants (5): Baylor, Missouri, Nebraska, Oklahoma, Texas

CWS Participants (3): Baylor, Nebraska, Texas

2004

School	CONFERENCE							OVERALL							Last 5	Streak
	W	L	T	Pct.	H	A	N	W	L	T	Pct.	H	A	N		
Texas	19	7	0	.731	9-3-0	10-4-0	0-0-0	58	15	0	.795	32-5-0	16-6-0	10-4-0	3-2	Lost 2
Oklahoma	19	8	0	.704	10-2-0	9-6-0	1-2-0	38	24	0	.613	22-12-0	10-7-0	6-5-0	2-3	Lost 1
Texas Tech	17	9	0	.654	9-5-0	8-4-0	0-0-0	40	21	0	.656	26-11-0	8-6-0	6-4-0	2-3	Lost 1
Oklahoma State	15	11	0	.577	8-4-0	5-6-0	2-1-0	38	24	0	.613	19-10-0	7-9-0	12-5-0	3-2	Lost 1
Texas A&M	14	12	0	.538	8-6-0	6-6-0	0-0-0	42	22	0	.656	27-9-0	12-11-0	3-2-0	2-3	Lost 2
Baylor	13	12	0	.520	6-4-0	7-8-0	0-0-0	29	31	0	.483	19-16-0	8-13-0	2-2-0	2-3	Lost 1
Missouri	12	14	0	.462	9-6-0	3-8-0	0-0-0	38	23	1	.621	21-11-0	8-10-1	9-2-0	3-2	Lost 1
Nebraska	11	16	0	.407	5-7-0	6-9-0	0-0-0	36	23	0	.610	19-8-0	10-10-0	7-5-0	2-3	Lost 2
Kansas	7	19	0	.269	4-9-0	3-10-0	0-0-0	31	31	1	.500	20-12-0	9-17-0	2-2-1	4-1	Won 4
Kansas State	4	23	0	.148	1-13-0	3-10-0	0-0-0	26	30	0	.464	15-14-0	4-13-0	7-3-0	0-5	Lost 5

NCAA Participants (5): Missouri, Oklahoma, Oklahoma State, Texas, Texas A&M, Texas Tech

CWS Participants (1): Texas

2003

School	CONFERENCE							OVERALL							Last 5	Streak
	W	L	T	Pct.	H	A	N	W	L	T	Pct.	H	A	N		
Nebraska	20	7	0	.740	12-2-0	8-4-0	0-1-0	47	18	0	.723	29-6-0	11-8-0	7-4-0	3-2	Lost 1
Texas A&M	19	8	0	.704	9-3-0	10-5-0	0-0-0	45	19	0	.703	25-6-0	11-9-0	9-4-0	2-3	Lost 2
Texas	19	8	0	.704	13-2-0	5-6-0	1-0-0	50	20	0	.714	31-8-0	10-8-0	7-2-0	3-2	Lost 1
Missouri	15	11	0	.577	8-3-0	7-8-0	0-0-0	36	22	0	.621	20-5-0	13-11-0	3-6-0	3-2	Lost 1
Baylor	15	12	0	.556	9-6-0	6-6-0	0-0-0	45	23	0	.662	21-9-0	16-11-0	8-3-0	3-2	Lost 2
Oklahoma State	14	13	0	.519	8-4-0	5-7-0	1-2-0	34	24	0	.586	18-6-0	8-8-0	8-10-0	2-3	Lost 2
Oklahoma	10	17	0	.370	5-7-0	3-9-0	2-1-0	23	31	0	.426	14-11-0	4-15-0	5-5-0	2-3	Lost 1
Kansas	9	18	0	.333	5-9-0	4-9-0	0-0-0	35	28	0	.556	16-11-0	17-14-0	2-3-0	1-4	Lost 3
Texas Tech	8	18	0	.308	5-7-0	3-11-0	0-0-0	30	25	0	.545	25-11-0	5-14-0	0-0-0	3-2	Lost 1
Kansas State	5	22	0	.185	4-9-0	1-13-0	0-0-0	15	37	0	.288	6-13-0	2-20-0	7-4-0	2-3	Won 1

NCAA Participants (5): Baylor, Missouri, Nebraska, Texas, Texas A&M

CWS Participants (1): Texas

2002

School	CONFERENCE							OVERALL							Last 5	Streak
	W	L	T	Pct.	H	A	N	W	L	T	Pct.	H	A	N		
Texas	19	8	0	.704	8-4-0	11-4-0	0-0-0	57	15	0	.792	33-8-0	13-6-0	11-1-0	5-0	Won 6
Nebraska	16	11	0	.593	9-3-0	7-8-0	0-0-0	47	21	0	.691	29-5-0	13-11-0	5-5-0	3-2	Lost 2
Texas Tech	16	11	0	.593	11-4-0	5-7-0	0-0-0	42	20	0	.677	28-5-0	9-8-0	5-7-0	3-2	Lost 1
Oklahoma	15	12	0	.556	9-3-0	4-8-0	2-1-0	35	27	0	.565	23-6-0	8-14-0	4-7-0	3-2	Lost 4
Oklahoma State	13	13	0	.500	9-6-0	3-5-0	1-2-0	37	21	0	.638	27-8-0	5-7-0	5-6-0	1-4	Lost 4
Kansas State	13	13	0	.500	7-7-0	6-6-0	0-0-0	30	25	0	.545	16-10-0	7-8-0	7-7-0	3-2	Lost 1
Baylor	13	13	0	.500	9-2-0	4-11-0	0-0-0	36	26	0	.581	25-6-0	9-15-0	2-5-0	2-3	Lost 1
Texas A&M	13	14	0	.481	9-6-0	4-8-0	0-0-0	35	24	0	.593	19-8-0	8-10-0	8-6-0	1-4	Lost 2
Missouri	9	16	0	.360	4-10-0	5-6-0	0-0-0	24	29	0	.453	15-17-0	5-9-0	4-3-0	1-4	Lost 1
Kansas	5	21	0	.192	3-9-0	2-12-0	0-0-0	22	29	0	.431	16-11-0	6-18-0	0-0-0	3-2	Lost 1

NCAA Participants (5): Baylor, Nebraska, Oklahoma, Texas, Texas Tech

CWS Participants (2): Nebraska, Texas

2001

School	CONFERENCE							OVERALL							Last 5	Streak
	W	L	T	Pct.	H	A	N	W	L	T	Pct.	H	A	N		
Nebraska	20	8	0	.714	10-3-0	10-5-0	0-0-0	50	16	0	.758	23-4-0	18-8-0	9-4-0	3-2	Lost 2
Texas Tech	19	10	1	.650	12-5-0	7-5-1	0-0-0	43	20	1	.683	28-7-0	9-7-1	6-6-0	3-2	Lost 1
Texas	19	11	0	.633	12-3-0	7-8-0	0-0-0	36	26	0	.581	25-10-0	9-11-0	2-5-0	2-3	Lost 2
Baylor	17	10	0	.630	10-5-0	7-5-0	0-0-0	37	24	0	.607	22-12-0	12-9-0	3-3-0	2-3	Lost 2
Oklahoma State	16	14	0	.533	8-6-0	5-8-0	3-0-0	42	22	0	.656	22-7-0	7-12-0	13-3-0	3-2	Lost 1
Texas A&M	15	15	0	.500	9-7-0	6-8-0	0-0-0	33	27	0	.550	16-11-0	8-14-0	9-2-0	3-2	Lost 1
Oklahoma	13	16	1	.450	8-6-1	5-7-0	0-3-0	25	33	1	.431	17-11-1	6-15-0	2-7-0	2-3	Lost 1
Iowa State	11	15	0	.423	7-4-0	4-11-0	0-0-0	24	29	1	.453	13-6-0	9-21-0	2-2-1	3-2	Lost 1
Kansas State	10	17	0	.370	9-6-0	1-11-0	0-0-0	25	28	0	.472	18-11-0	4-15-0	3-2-0	1-4	Lost 4
Missouri	11	19	0	.367	7-7-0	4-12-0	0-0-0	31	24	1	.564	19-9-0	10-13-0	2-2-1	1-4	Won 1
Kansas	7	23	0	.233	5-10-0	2-13-0	0-0-0	26	30	0	.464	19-12-0	2-16-0	5-2-0	5-0	Won 5

NCAA Participants (7): Baylor, Kansas, Missouri, Nebraska, Oklahoma, Oklahoma State, Texas

CWS Participants (1): Nebraska



2000

School	CONFERENCE						OVERALL						Last 5	Streak		
	W	L	T	Pct.	H	A	N	W	L	T	Pct.	H			A	N
Baylor	23	7	0	.767	14-1-0	9-6-0	0-0-0	45	17	0	.726	26-7-0	16-9-0	3-1-0	2-3	Lost 3
Nebraska	21	9	0	.700	13-2-0	8-7-0	0-0-0	51	17	0	.750	24-4-0	16-11-0	11-2-0	3-2	Lost 2
Oklahoma	20	10	0	.667	8-4-0	10-6-0	3-0-0	41	23	0	.641	20-9-0	13-11-0	8-3-0	2-3	Lost 1
Texas	19	10	0	.655	11-4-0	8-6-0	0-0-0	46	21	0	.687	30-9-0	14-8-0	3-2-0	3-2	Lost 2
Texas Tech	18	12	0	.600	11-4-0	7-8-0	0-0-0	36	26	0	.581	25-8-0	8-14-0	3-4-0	2-3	Lost 1
Oklahoma State	14	13	0	.519	12-3-0	2-7-0	0-3-0	36	22	0	.621	25-6-0	4-8-0	7-8-0	2-3	Lost 3
Missouri	13	14	0	.481	4-9-0	9-5-0	0-0-0	33	24	0	.579	18-11-0	11-10-0	4-3-0	3-2	Lost 2
Texas A&M	11	19	0	.367	6-10-0	5-9-0	0-0-0	23	35	0	.397	12-12-0	8-14-0	3-9-0	0-5	Lost 5
Kansas	10	20	0	.333	6-8-0	4-12-0	0-0-0	25	30	0	.455	13-17-0	12-13-0	0-0-0	2-3	Lost 1
Iowa State	7	23	0	.233	6-9-0	1-14-0	0-0-0	19	37	0	.339	15-13-0	4-22-0	0-2-0	2-3	Lost 1
Kansas State	5	24	0	.172	4-11-0	1-13-0	0-0-0	19	32	0	.373	12-12-0	4-15-0	5-5-0	1-4	Lost 4

NCAA Participants (7): Baylor, Kansas, Missouri, Nebraska, Oklahoma, Oklahoma State, Texas CWS Participants (1): Texas

1999

School	CONFERENCE						OVERALL						Last 5	Streak		
	W	L	T	Pct.	H	A	N	W	L	T	Pct.	H			A	N
Texas A&M	23	6	0	.793	14-1-0	9-5-0	0-0-0	52	18	0	.743	26-2-0	13-9-0	13-7-0	3-2	Lost 2
Baylor	20	7	0	.741	12-3-0	8-4-0	0-0-0	50	15	0	.769	25-3-0	16-8-0	12-4-0	3-2	Lost 1
Texas Tech	18	8	0	.692	9-2-0	8-5-0	1-1-0	42	17	0	.712	26-3-0	11-8-0	5-6-0	2-3	Lost 2
Oklahoma State	18	9	0	.667	10-2-0	6-6-0	2-1-0	46	21	0	.686	24-3-0	9-8-0	13-10-0	3-2	Lost 2
Nebraska	16	9	0	.640	9-3-0	7-6-0	0-0-0	42	18	0	.700	24-6-0	9-6-0	9-6-0	3-2	Lost 1
Texas	17	13	0	.567	9-6-0	8-7-0	0-0-0	36	26	0	.581	22-10-0	12-12-0	2-4-0	2-3	Lost 1
Missouri	14	13	0	.519	10-5-0	3-6-0	1-2-0	37	19	0	.661	25-6-0	7-9-0	5-4-0	4-1	Lost 1
Oklahoma	12	18	0	.400	7-8-0	4-8-0	1-2-0	30	29	0	.508	15-11-0	9-9-0	6-9-0	3-2	Lost 2
Kansas State	11	18	0	.379	3-0-0	4-11-0	4-7-0	26	29	0	.473	4-0-0	4-17-0	17-12-0	2-3	Lost 3
Kansas	4	26	0	.133	3-15-0	1-11-0	0-0-0	14	40	0	.259	9-21-0	5-14-0	0-5-0	3-2	Won 3
Iowa State	2	28	0	.067	2-10-0	0-18-0	0-0-0	17	36	0	.321	10-10-0	3-24-0	2-2-0	1-4	Lost 1

NCAA Participants (5): Baylor, Nebraska, Oklahoma State, Texas A&M, Texas Tech

CWS Participants (2): Oklahoma State, Texas A&M

1998

School	CONFERENCE						OVERALL						Last 5	Streak		
	W	L	T	Pct.	H	A	N	W	L	T	Pct.	H			A	N
Texas A&M	21	9	0	.700	12-3-0	9-6-0	0-0-0	46	20	0	.697	29-10-0	12-8-0	5-2-0	3-2	Lost 1
Baylor	18	10	0	.643	9-4-0	9-6-0	0-0-0	41	20	1	.672	26-5-1	14-11-0	1-4-0	2-3	Lost 1
Texas Tech	18	11	0	.621	10-4-0	8-7-0	0-0-0	44	20	0	.688	28-5-0	10-10-0	6-5-0	3-2	Lost 2
Oklahoma	17	11	0	.607	10-2-0	4-8-0	3-1-0	42	20	0	.677	24-6-0	9-10-0	9-4-0	2-3	Lost 2
Missouri	17	12	0	.586	11-3-0	6-9-0	0-0-0	36	18	0	.667	25-5-0	11-11-0	0-2-0	2-3	Lost 3
Oklahoma State	15	12	0	.556	9-5-0	5-5-0	1-2-0	40	21	0	.656	27-6-0	5-5-0	8-10-0	2-3	Lost 2
Nebraska	10	13	0	.435	8-4-0	2-9-0	0-0-0	24	20	0	.545	13-4-0	4-14-0	7-2-0	3-2	Won 2
Texas	11	18	0	.379	9-6-0	2-12-0	0-0-0	23	32	1	.418	17-13-1	6-18-0	0-1-0	1-4	Lost 3
Iowa State	10	18	0	.357	3-8-0	7-9-0	0-1-0	20	27	0	.426	6-9-0	11-15-0	3-3-0	2-3	Lost 2
Kansas State	9	19	0	.321	8-5-0	1-14-0	0-0-0	20	32	0	.385	14-12-0	3-17-0	3-3-0	0-5	Lost 5
Kansas	7	20	0	.259	4-10-0	3-10-0	0-0-0	22	29	0	.431	16-15-0	6-12-0	0-2-0	3-2	Won 2

NCAA Participants (5): Baylor, Oklahoma, Oklahoma State, Texas A&M, Texas Tech

CWS Participants: None

1997

School	CONFERENCE						OVERALL						Last 5	Streak		
	W	L	T	Pct.	H	A	N	W	L	T	Pct.	H			A	N
Texas Tech	23	7	0	.767	11-4-0	12-3-0	0-0-0	46	14	0	.767	31-5-0	12-7-0	3-2-0	2-3	Lost 2
Oklahoma State	21	9	0	.700	9-3-0	10-5-0	2-1-0	46	19	0	.708	26-6-0	13-7-0	7-6-0	3-2	Lost 2
Texas A&M	19	11	0	.633	12-4-0	7-7-0	0-0-0	39	22	0	.639	28-8-0	10-10-0	1-4-0	2-3	Lost 2
Oklahoma	18	11	0	.621	10-5-0	4-4-0	4-2-0	39	20	0	.661	23-7-0	6-6-0	10-7-0	3-2	Lost 2
Baylor	18	12	0	.600	10-5-0	8-7-0	0-0-0	32	23	0	.582	20-12-0	12-13-0	0-2-0	2-3	Lost 2
Missouri	15	16	0	.484	8-6-0	7-10-0	0-0-0	31	27	0	.534	18-8-0	12-15-0	1-4-0	3-2	Lost 1
Texas	12	15	0	.444	6-9-0	6-6-0	0-0-0	29	22	0	.569	22-16-0	6-6-0	1-0-0	3-2	Lost 1
Kansas	12	18	0	.400	7-8-0	5-10-0	0-0-0	31	25	0	.554	20-10-0	11-15-0	0-0-0	2-3	Lost 1
Kansas State	10	20	0	.333	3-6-0	7-11-0	0-3-0	32	24	0	.571	20-8-0	8-13-0	4-3-0	3-2	Won 1
Nebraska	7	23	0	.233	6-8-0	1-15-0	0-0-0	27	35	0	.435	20-10-0	2-18-0	5-7-0	2-3	Lost 1
Iowa State	6	21	0	.222	4-8-0	2-13-0	0-0-0	21	31	0	.404	12-12-0	9-18-0	0-1-0	2-3	Won 1

NCAA Participants (4): Oklahoma, Oklahoma State, Texas A&M, Texas Tech

CWS Participants: None



2016

1. TCU (3)	57
2. Oklahoma State (3)	55
3. Texas (3)	53
4. Oklahoma	45
5. Texas Tech	38
6. West Virginia	26
7. Kansas	18
Kansas State	18
9. Baylor	14

2015

1. TCU (8)*	64
2. Texas (1)^	55
3. Oklahoma State	47
4. Texas Tech	46
5. Oklahoma	38
6. West Virginia	22
7. Baylor	18
Kansas	18
9. Kansas State	16

2014

1. Kansas State (5)	56
2. Oklahoma State (2)*	51
TCU (1)^	51
4. Texas (1)	50
5. Oklahoma	37
6. Baylor	26
7. West Virginia	23
8. Texas Tech	18
9. Kansas	12

2013

1. Oklahoma (6)^	62
2. TCU (3)	55
3. Texas	48
4. Baylor	47
5. Oklahoma State	38
6. Texas Tech	28
7. Kansas State*	20
8. Kansas	18
9. West Virginia	8

2012

1. Texas A&M (8)	64
2. Texas (1)	56
3. Oklahoma	48
4. Baylor*	42
5. Missouri^	30
6. Oklahoma State	28
7. Texas Tech	27
8. Kansas State	20
9. Kansas	9

2011

1. Oklahoma (6)	78
2. Texas (4)*	76
3. Texas A&M**	63
4. Baylor	57
5. Kansas State	49
6. Oklahoma State	37
7. Texas Tech	31
8. Nebraska	22
9. Kansas	20
10. Missouri	17

2010

1. Texas (9)*	81
2. Kansas (1)	69
3. Texas A&M^	64
4. Oklahoma	57
5. Oklahoma State	47
6. Baylor	39
7. Kansas State	29
8. Missouri	22
Nebraska	22
10. Texas Tech	20

2009

1. Texas A&M (9)	81
2. Texas (1)**	69
3. Baylor	59
Oklahoma State	59
5. Missouri	51
6. Oklahoma	42
7. Nebraska	38
8. Texas Tech	25
9. Kansas State	15
10. Kansas	11

2008

1. Texas (8)^	80
2. Missouri (1)	71
3. Baylor (1)	65
4. Texas A&M*	60
5. Oklahoma State	46
6. Nebraska	36
7. Kansas State	30
Oklahoma	30
9. Kansas	17
10. Texas Tech	15

2007

1. Texas (7)*	79
2. Oklahoma State (2)	70
3. Nebraska	64
4. Baylor	57
5. Oklahoma	46
6. Texas Tech	37
7. Texas A&M (1)^	34
8. Missouri	29
9. Kansas	22
10. Kansas State	12

2006

1. Texas (8)*	79
2. Nebraska (1)	70
3. Missouri (1)	66
4. Baylor	54
5. Oklahoma	44
6. Oklahoma State	41
7. Texas A&M	36
8. Kansas^	24
Texas Tech	24
10. Kansas State	11

2005

1. Texas (8)	81
2. Texas A&M	70
3. Oklahoma State (1)	62
4. Baylor*	55
5. Nebraska**	50
6. Texas Tech	39
7. Oklahoma	37
8. Missouri	30
9. Kansas	15
10. Kansas State	11

2004

1. Texas (9)*	81
2. Baylor	67
3. Nebraska (1)	64
4. Texas A&M	63
5. Oklahoma State^	49
6. Oklahoma	37
7. Texas Tech	32
8. Kansas	27
9. Missouri	21
10. Kansas State	9

2003

1. Texas (9)^	81
2. Baylor	62
3. Oklahoma (1)	61
4. Nebraska*	54
Texas Tech	54
6. Oklahoma State	47
7. Texas A&M	38
8. Kansas State	24
9. Missouri	17
10. Kansas	10

2002

1. Nebraska	
2. Baylor	
3. Oklahoma State	
4. Texas**	
5. Texas Tech	
6. Missouri	
7. Oklahoma	
8. Texas A&M	
9. Kansas	
10. Kansas State	

2001

1. Nebraska**	
2. Oklahoma	
3. Baylor	
4. Texas	
5. Texas A&M	
6. Oklahoma State	
7. Texas Tech	
8. Missouri	
9. Kansas	
10. Kansas State	
11. Iowa State	

2000

1. Texas	
2. Baylor*	
3. Texas Tech	
4. Texas A&M	
5. Oklahoma State	
6. Nebraska^	
7. Oklahoma	
8. Missouri	
9. Kansas State	
10. Iowa State	
11. Kansas	

1999

1. Texas Tech	
2. Oklahoma	
3. Baylor	
4. Oklahoma State	
5. Texas A&M*	
6. Missouri	
7. Texas	
8. Kansas	
9. Kansas State	
10. Nebraska^	
11. Iowa State	

The preseason poll was not conducted for the 1998 and 1997 seasons.

* - won regular season

^ - won postseason championship

BIG 12 REGULAR SEASON CHAMPIONS

Texas	8	2002, 04, 06, 07, 09, 10, 11
Texas A&M	4	1998, 99, 2008, 11
Baylor	3	2000, 05, 12
Nebraska	3	2001, 03, 05
Kansas State	1	2013
Oklahoma State	1	2014
TCU	1	2015
Texas Tech	1	1997

Year	Champion	Big 12	Overall	Coach
1997	Texas Tech	23-7	46-14	Larry Hays
1998	Texas A&M	21-9	46-20	Mark Johnson
1999	Texas A&M	23-6	52-18	Mark Johnson
2000	Baylor	23-7	45-17	Steve Smith
2001	Nebraska	20-8	50-16	Dave Van Horn
2002	Texas	19-8	57-15	Augie Garrido

Year	Champion	Big 12	Overall	Coach
2003	Nebraska	20-7	47-18	Mike Anderson
2004	Texas	19-7	58-15	Augie Garrido
2005	Baylor	19-8	57-15	Steve Smith
	Nebraska	19-8	46-24	Mike Anderson
2006	Texas	19-7	41-21	Augie Garrido
2007	Texas	21-6	46-17	Augie Garrido
2008	Texas A&M	19-8	46-19	Rob Childress
2009	Texas	17-9	50-16	Augie Garrido
2010	Texas	24-3	50-13	Augie Garrido
2011	Texas	19-8	49-19	Augie Garrido
	Texas A&M	19-8	47-22	Rob Childress
2012	Baylor	20-4	49-17	Steve Smith
2013	Kansas State	16-8	45-19	Brad Hill
2014	Oklahoma State	18-6	48-18	Josh Holliday
2015	TCU	18-5	51-15	Jim Schlossnagle

**TEAM-ALL GAMES**

(NCAA rank in parentheses)

WINS

1997	46	Oklahoma State, Texas Tech
1998	46	Texas A&M
1999	52	Texas A&M
2000	51	Nebraska
2001	50	Nebraska
2002	57	Texas
2003	50	Texas
2004	59	Texas
2005	57	Nebraska
2006	45	Oklahoma
2007	48	Texas A&M
2008	46	Texas A&M
2009	50	Texas
2010	50	Oklahoma, Texas
2011	49	Texas
2012	49	Baylor
2013	45	Kansas State
2014	48	Oklahoma State, TCU
2015	51	TCU

GAMES

1997	65	Oklahoma State
1998	66	Texas A&M
1999	70	Texas A&M
2000	68	Nebraska
2001	66	Nebraska
2002	72	Texas
2003	70	Texas
2004	73	Texas
2005	72	Nebraska, Texas
2006	68	Kansas
2007	67	Texas A&M
2008	65	Texas A&M
2009	67	Texas
2010	68	Oklahoma
2011	69	Texas A&M
2012	67	Oklahoma
2013	64	Kansas State, Oklahoma
2014	67	Texas
2015	66	TCU

BATTING AVERAGE

1997	.352	Texas Tech (3)
1998	.344	Texas Tech (11)
1999	.338	Nebraska (10)
2000	.325	Nebraska (24)
2001	.334	Nebraska (9)
2002	.314	Nebraska (53)
2003	.326	Baylor (16)
2004	.316	Kansas (28)
2005	.309	Kansas State (47)
2006	.323	Oklahoma (17)
2007	.319	Oklahoma State (17)
2008	.326	Oklahoma State (18)
2009	.318	Kansas State (65)
2010	.323	Kansas State (51)
2011	.313	Oklahoma (14)
2012	.309	Baylor (12)
2013	.322	Kansas State (2)
2014	.287	Oklahoma, West Virginia (48)
2015	.285	TCU (79)

SLUGGING PERCENTAGE

1997	.621	Oklahoma State (2)
1998	.581	Oklahoma (10)
1999	.597	Oklahoma State (3)
2000	.500	Oklahoma State (T-33)

2001	.513	Nebraska (15)
2002	.510	Oklahoma State (23)
2003	.514	Baylor (13)
2004	.521	Texas Tech (6)
2005	.509	Oklahoma State (9)
2006	.521	Oklahoma State (4)
2007	.518	Oklahoma State (5)
2008	.531	Oklahoma State (9)
2009	.521	Oklahoma (30)
2010	.515	Oklahoma (35)
2011	.446	Oklahoma (29)
2012	.442	Baylor (19)
2013	.439	Kansas State (23)
2014	.406	Texas Tech (35)
2015	.409	West Virginia (65)

RUNS

1997	653	Oklahoma State
1998	606	Oklahoma
1999	696	Oklahoma State (1)
2000	560	Nebraska
2001	607	Nebraska
2002	543	Nebraska
2003	545	Baylor
2004	554	Texas Tech
2005	509	Missouri
2006	492	Oklahoma
2007	484	Oklahoma State
2008	516	Texas A&M (16)
2009	509	Oklahoma (18)
2010	525	Oklahoma (18)
2011	415	Oklahoma (22)
2012	427	Baylor (12)
2013	412	Kansas State (26)
2014	400	Oklahoma State (13)
2015	388	TCU (35)

HITS

1997	770	Oklahoma State
1998	793	Texas Tech
1999	804	Texas A&M
2000	762	Nebraska
2001	787	Nebraska
2002	757	Texas
2003	823	Baylor
2004	704	Texas
2005	739	Nebraska
2006	755	Oklahoma
2007	718	Texas A&M
2008	715	Texas A&M (13)
2009	680	Oklahoma (39)
2010	725	Oklahoma (24)
2011	676	Texas A&M (10)
2012	675	Baylor (6)
2013	708	Kansas State (5)
2014	628	TCU (14)
2015	644	TCU (9)

DOUBLES

1997	185	Texas Tech (1)
1998	172	Texas Tech (3)
1999	166	Texas A&M (5)
2000	130	Texas Tech
2001	157	Baylor (4)
2002	164	Texas
2003	167	Baylor
2004	139	Kansas, Texas, Texas Tech
2005	138	Kansas
2006	138	Kansas
2007	144	Oklahoma State

2008	132	Oklahoma (38)
2009	126	Oklahoma (49)
2010	162	Texas Tech (7)
2011	132	Oklahoma State (14)
2012	117	Baylor (31)
2013	121	Oklahoma State (24)
2014	125	Texas Tech (6)
2015	107	Texas Tech (54)

TRIPLES

1997	35	Oklahoma (2)
1998	28	Texas (T-10)
1999	33	Nebraska (2)
2000	27	Oklahoma State (2)
2001	31	Texas Tech (5)
2002	34	Baylor
2003	37	Texas
2004	25	Texas Tech
2005	26	Missouri, Oklahoma State
2006	32	Oklahoma State, Baylor
2007	27	Oklahoma
2008	30	Texas A&M (3)
2009	22	Kansas State (20)
2010	26	Baylor (11)
2011	30	Texas A&M (2)
2012	24	Texas Tech (12)
2013	28	Kansas State (5)
2014	26	Texas Tech (3)
2015	21	Kansas State (13)

HOME RUNS

1997	149	Oklahoma State (3)
1998	115	Baylor (T-8)
1999	132	Oklahoma State (2)
2000	76	Nebraska
2001	81	Nebraska (T-14)
2002	77	Oklahoma State
2003	83	Baylor
2004	85	Texas Tech
2005	84	Oklahoma State
2006	84	Oklahoma State
2007	86	Oklahoma State
2008	89	Oklahoma State (17)
2009	91	Oklahoma (18)
2010	105	Oklahoma (5)
2011	49	Oklahoma State (22)
2012	46	Baylor (26)
2013	32	Oklahoma, West Virginia (62)
2014	53	Oklahoma State (8)
2015	49	West Virginia (33)

RBI

1997	612	Oklahoma State
1998	542	Oklahoma State
1999	637	Oklahoma State
2000	501	Nebraska
2001	548	Nebraska
2002	491	Nebraska
2003	512	Baylor
2004	513	Texas Tech
2005	439	Missouri
2006	460	Oklahoma
2007	446	Oklahoma State
2008	477	Texas A&M
2009	464	Oklahoma
2010	486	Oklahoma
2011	356	Oklahoma
2012	387	Baylor
2013	368	Kansas State
2014	359	Oklahoma State
2015	339	TCU



STOLEN BASES

1997	130	Texas Tech (T-9)
1998	146	Texas Tech (6)
1999	146	Baylor (T-8)
2000	126	Nebraska
2001	123	Nebraska
2002	99	Texas
2003	121	Texas
2004	143	Texas Tech
2005	140	Texas Tech
2006	88	Baylor, Texas A&M
2007	151	Texas A&M
2008	105	Kansas State (19)
2009	149	Kansas State (2)
2010	120	Kansas State (14)
2011	123	Kansas State (5)
2012	129	Texas A&M (4)
2013	99	Kansas State (24)
2014	92	TCU (15)
2015	119	TCU (5)

EARNED RUN AVERAGE

1997	4.44	Texas Tech (23)
1998	4.27	Texas A&M (20)
1999	4.22	Texas Tech (19)
2000	3.14	Nebraska (1)
2001	3.17	Texas (3)
2002	2.82	Texas (2)
2003	3.50	Texas (16)
2004	2.66	Texas (2)
2005	2.69	Nebraska (2)
2006	3.36	Missouri (11)
2007	3.46	Texas (9)
2008	3.98	Oklahoma State (16)
2009	2.95	Texas (2)
2010	2.45	Texas (1)
2011	2.35	Texas (2)
2012	2.92	Texas A&M (9)
2013	2.63	Texas (7)
2014	2.22	TCU (1)
2015	2.45	TCU (2)

INNINGS PITCHED

1997	571.2	Oklahoma State
1998	575.1	Texas A&M
1999	612.2	Texas A&M
2000	598.1	Nebraska
2001	572.0	Nebraska
2002	645.1	Texas
2003	627.2	Texas
2004	663.0	Texas
2005	646.0	Texas
2006	592.1	Kansas
2007	602.0	Texas A&M
2008	586.1	Texas A&M
2009	613.0	Texas
2010	608.1	Oklahoma
2011	626.2	Texas A&M
2012	601.0	Oklahoma
2013	582.2	Oklahoma
2014	613.1	TCU
2015	603.0	TCU

FEWEST WALKS ALLOWED

1997	172	Texas Tech
1998	160	Nebraska
1999	175	Texas Tech
2000	167	Nebraska
2001	138	Texas
2002	160	Texas Tech

2003	158	Missouri
2004	165	Nebraska
2005	161	Kansas State
2006	120	Kansas State
2007	156	Missouri
2008	171	Missouri
2009	169	Kansas State
2010	156	Missouri
2011	175	Texas A&M
2012	140	Texas A&M
2013	137	Texas
2014	151	TCU
2015	145	TCU

STRIKEOUTS

1997	598	Texas Tech
1998	558	Texas Tech
1999	590	Baylor
2000	491	Texas
2001	503	Nebraska
2002	536	Texas
2003	530	Baylor
2004	612	Texas
2005	538	Nebraska
2006	480	Oklahoma
2007	504	Texas A&M
2008	503	Texas A&M
2009	568	Texas A&M
2010	612	Texas A&M
2011	567	Texas
2012	521	Oklahoma
2013	533	Oklahoma
2014	574	TCU
2015	571	TCU

SHUTOUTS

1997	4	Nebraska, Texas Tech
1998	6	Texas A&M
1999	5	Baylor, Texas A&M
2000	9	Nebraska
2001	5	Baylor
2002	9	Texas
2003	5	Nebraska
2004	10	Texas
2005	12	Texas
2006	7	Missouri
2007	5	Oklahoma
2008	7	Missouri
2009	6	Texas
2010	9	Texas
2011	13	Texas
2012	7	Oklahoma, Texas A&M
2013	9	Kansas (7)
2014	14	TCU (3)
2015	10	TCU (2)

SAVES

1997	16	Oklahoma
1998	11	K-State, Oklahoma, Oklahoma State, Texas A&M
1999	16	Oklahoma
2000	21	Baylor, Oklahoma
2001	15	Nebraska
2002	23	Texas
2003	20	Texas A&M
2004	21	Texas
2005	23	Nebraska
2006	20	Kansas
2007	19	Nebraska
2008	21	Oklahoma State

2009	18	Texas
2010	20	Baylor
2011	23	Texas
2012	19	Baylor
2013	19	Kansas State
2014	22	Baylor
2015	17	TCU

FIELDING PERCENTAGE

1997	.965	Oklahoma (11)
1998	.971	Oklahoma (4)
1999	.971	Texas Tech (3)
2000	.967	Nebraska (17)
2001	.971	Texas Tech (10)
2002	.972	Texas (5)
2003	.970	Kansas (30)
2004	.975	Nebraska (7)
2005	.978	Texas (3)
2006	.983	Oklahoma (1)
2007	.975	Texas (5)
2008	.974	Oklahoma State (13)
2009	.976	Texas (8)
2010	.980	Texas (1)
2011	.982	Texas (3)
2012	.980	Oklahoma State (3)
2013	.975	Texas (37)
2014	.981	Texas Tech (6)
2015	.979	TCU (8)

INDIVIDUAL-ALL GAMES GAMES

1997	65	Rusty McNamara, Oklahoma State Jeff Guiel, Oklahoma State
1998	66	Sean Heaney, Texas A&M Craig Kuzmic, Texas A&M
1999	70	Daylan Holt, Texas A&M Steve Scarborough, Texas A&M John Scheschuk, Texas A&M
2000	67	Brandt Vlieger, Nebraska Tommy Nicholson, Texas Jeff Ontiveros, Texas Matt Rosenberg, Texas Todd West, Texas
2001	64	Matt Hopper, Nebraska Adam Stern, Nebraska Kerry Hodges, Texas Tech Gera Alvarez, Texas Tech Anthony Arnerich, Texas Tech
2002	72	Tim Moss, Texas
2003	70	Joe Ferin, Texas Dustin Majewski, Texas Tim Moss, Texas Omar Quintanilla, Texas
2004	73	Taylor Teagarden, Texas
2005	72	Alex Gordon, Nebraska Seth Johnston, Texas
2006	67	John Allman, Kansas Gus Milner, Kansas Kevin Smith, Oklahoma
2007	67	Brandon Hicks, Texas A&M Blake Stouffer, Texas A&M
2008	65	Darby Brown, Texas A&M Dane Carter, Texas A&M José Duran, Texas A&M Briand Ruggiano, Texas A&M
2009	67	Brandon Loy, Texas
2010	66	Cameron Seitzer, Oklahoma
2011	69	Krey Bratsen, Jacob House, Kenny Jackson, Texas A&M
2012	67	Max White, Oklahoma



2013	64	Six Players (5 OU, 1 K-State)
2014	67	Four players (4 UT)
2015	66	Cody Jones, TCU Keaton Jones, TCU Evan Skoug, TCU

BATTING AVERAGE

(Min. 2.5 AB Per Team Game)

1997	.429	Joe DeMarco, Kansas 96-224 (T-12)
1998	.413	Shawn Leimbek, Iowa State 64-155 (50)
1999	.478	Ken Harvey, Nebraska 107-224 (1)
2000	.400	Carlos Gautreaux, Oklahoma State 78-195 (51)
2001	.428	Greg Dobbs, Oklahoma 104-243 (14)
2002	.401	Dustin Majewski, Texas 85-212 (59)
2003	.413	David Murphy, Baylor 121-293 (19)
2004	.378	Curtis Thigpen, Texas 105-278 (90)
2005	.378	Seth Johnston, Texas 115-304 (78)
2006	.391	Joe Roundy, Kansas State 77-197 (41)
2007	.405	Ty Wright, Oklahoma State 87-215 (25)
2008	.386	Thomas Belza, Oklahoma State 64-166 (92)
2009	.389	Tony Thompson, Kansas 96-247 (111)
2010	.416	Nick Martini, Kansas State 96-231 (30)
2011	.381	Tyler Naquin, Texas A&M 104-273 (28)
2012	.380	Tyler Naquin, Texas A&M 92-242 (33)
2013	.393	Mark Payton, Texas 70-178 (12)
2014	.356	Bobby Boyd, West Virginia 79-222 (92)
2015	.360	Kolbey Carpenter, Oklahoma 87-242 (70)

SLUGGING PERCENTAGE

1997	.939	Joe Dillon, Texas Tech (4)
1998	.844	Ryan Fry, Missouri (15)
1999	.884	Lamont Matthews, Oklahoma State (5)
2000	.849	Dan Johnson, Nebraska (2)
2001	.752	Dan Johnson, Nebraska (17)
2002	.739	Jed Morris, Nebraska (27)
2003	.717	Matt Hopper, Nebraska (28)
2004	.754	Alex Gordon, Nebraska (9)
2005	.715	Alex Gordon, Nebraska (14)
2006	.644	Corey Brown, Oklahoma State (63)
2007	.807	Kyle Russell, Texas (7)
2008	.660	Luke Anders, Texas A&M Kyle Russell, Texas (T-86)
2009	.753	Tony Thompson, Kansas (25)
2010	.733	Aaron Senne, Missouri (32)
2011	.639	Cody Asche, Nebraska (41)
2012	.634	Josh Ludy, Baylor (26)
2013	.622	Matt Oberste, Oklahoma (29)
2014	.512	Ryan McBroom, West Virginia (151)
2015	.535	Connor McKay, Kansas (182)

RUNS

1997	93	Keith Ginter, Texas Tech (6)
1998	97	Keith Ginter, Texas Tech
1999	96	Billy Gasparino, Oklahoma State
2000	72	Scott Holzhauer, Texas Tech
2001	77	Dan Johnson, Nebraska
2002	76	Jon Slack, Texas Tech
2003	94	Chris Durbin, Baylor
2004	69	Erik Schindewolf, Texas A&M
2005	79	Alex Gordon, Nebraska
2006	69	Ryan Rohlinger, Oklahoma
2007	82	Corey Brown, Oklahoma State
2008	70	Jordan Danks, Texas (39)
2009	76	Jamie Johnson, Oklahoma (16)
2010	74	Brodie Greene, Texas A&M (22)
2011	68	Tyler Naquin, Texas A&M (10)
2012	61	Nathan Orf, Baylor (33)
2013	57	Ross Kivett, Kansas State (47)
2014	53	Justin Protacio, Kansas (50)
2015	63	Cody Jones, TCU (18)

HITS

1997	109	Francis Collins, Nebraska Rusty McNamara, Oklahoma State
1998	107	Jason Tyner, Texas A&M
1999	107	Ken Harvey, Nebraska
2000	99	Tommy Nicholson, Texas
2001	104	Greg Dobbs, Oklahoma
2002	112	Tim Moss, Texas
2003	121	David Murphy, Baylor
2004	105	Curtis Thigpen, Texas
2005	115	Seth Johnston, Texas
2006	99	Ryan Rohlinger, Oklahoma
2007	102	Blake Stouffer, Texas A&M
2008	103	Jose Duran, Texas A&M (9)
2009	96	Tony Thompson, Kansas (17)
2010	105	Brodie Greene, Texas A&M (8)
2011	104	Tyler Naquin, Texas A&M (1)
2012	92	Tyler Naquin, Texas A&M (24)
2013	94	Ross Kivett, Kansas State (12)
2014	84	Boomer White, TCU (33)
2015	89	Cody Jones, TCU (20)

DOUBLES

1997	32	Jeff Gueil, Oklahoma State (T-2)
1998	24	Charley Carter, Baylor Keith Ginter, Texas Tech
1999	28	Josh Bard, Texas Tech (2)
2000	23	Justin Cowan, Nebraska
2001	25	Chris Durbin, Baylor Greg Dobbs, Oklahoma (T-8)
2002	26	Jed Morris, Nebraska
2003	29	Omar Quintanilla, Texas
2004	28	Curtis Thigpen, Texas
2005	22	Daniel Bruce, Nebraska Alex Gordon, Nebraska Taylor Teagarden, Texas
2006	25	Carson Kainer, Texas
2007	25	Roger Kieschnick, Texas Tech
2008	23	Mike Gosse, Oklahoma (28)
2009	27	Tony Thompson, Kansas (17)
2010	26	Scott LeJeune, Texas Tech (7)
2011	27	Cody Asche, Nebraska (3)
2012	24	Logan Vick, Baylor (8)
2013	21	Randy McCurry, Oklahoma State (26)
2014	21	Bryant Burleston, Texas Tech (16) Adam Kirsch, Texas Tech (16)
2015	22	Connor McKay, Kansas (20)

TRIPLES

1997	8	Heath Schesser, Kansas State Corey Hart, Oklahoma (T-3)
1998	11	Jon Topolski, Baylor
1999	8	Jason Cox, Texas Jon Weber, Texas Tech (T-2)
2000	10	Tommy Whiteman, Oklahoma (T-1)
2001	7	Jason Rainey, Texas Tech (T-9)
2002	8	Jeff Leise, Nebraska
2003	9	Tim Moss, Texas
2004	5	Alex Gordon, Nebraska Scott Kirby, Oklahoma State Josh Haney, Texas Tech Jose Delgado, Texas Tech
2005	6	Corey Brown, Oklahoma State
2006	7	Deik Scram, Oklahoma State
2007	7	Ben Booker, Baylor
2008	9	Dane Carter, Texas A&M (2)
2009	6	Michael Dabbs, Oklahoma State (24)
2010	7	Brodie Greene, Texas A&M (16)
2011	8	Dane Phillips, Oklahoma State (4)
2012	8	Jamodrick McGruder, Texas Tech (10)
2013	8	Mark Payton, Texas (2)
2014	7	Sheldon Neuse, Oklahoma (7)
2015	7	Ben Johnson, Texas (8)

HOME RUNS

1997	33	Joe Dillon, Texas Tech (4)
1998	27	Ryan Fry, Missouri
1999	34	Daylan Holt, Texas A&M (1)
2000	21	Matt Hopper, Nebraska Dan Johnson, Nebraska
2001	25	Dan Johnson, Nebraska (T-2)
2002	23	Jed Morris, Nebraska
2003	22	Matt Hopper, Nebraska
2004	20	Josh Brady, Texas Tech
2005	22	Adam Carr, Oklahoma State
2006	16	Tyler Mach, Oklahoma State
2007	28	Kyle Russell, Texas (1)
2008	19	Kyle Russell, Texas (29)
2009	21	Tony Thompson, Kansas (20)
2010	18	Adam Bailey, Nebraska (43)
2011	13	Zach Johnson, Oklahoma State (37)
2012	16	Josh Ludy, Baylor (15)
2013	12	Ryan McBroom, West Virginia (32)
2014	12	Eric Gutierrez, Texas Tech (19)
2015	11	Taylor Munden, West Virginia (79)

RBI

1997	93	Rusty McNamara, Oklahoma State (9)
1998	86	Charley Carter, Baylor
1999	105	Lamont Matthews, Oklahoma State Daylan Holt, Texas A&M (T-2)
2000	76	Chaz Eiguren, Texas Tech
2001	86	Dan Johnson, Nebraska (2)
2002	90	Jed Morris, Nebraska
2003	85	Dustin Majewski, Texas
2004	90	Josh Brady, Texas Tech
2005	86	Adam Carr, Oklahoma State
2006	67	Ryan Rohlinger, Oklahoma
2007	85	Blake Stouffer, Texas A&M
2008	69	Darby Brown, Texas A&M (50)
2009	82	Tony Thompson, Kansas (7)
2010	69	Adam Bailey, Nebraska (59)
2011	63	Garrett Buechele, Oklahoma (T-28) Zach Johnson, Oklahoma State
2012	71	Josh Ludy, Baylor (71)
2013	60	Matt Oberste, Oklahoma (32)
2014	58	Eric Gutierrez, Texas Tech (16)
2015	49	Anthony Hermelyn, Oklahoma (49)



STOLEN BASES

1997	37	Jason Tyner, Texas A&M
1998	39	Jason Tyner, Texas A&M
1999	37	Marco Cunningham, Texas Tech (T-II)
2000	42	John Nelson, Kansas
2001	38	Kerry Hodges, Texas Tech
2002	40	Tim Moss, Texas
2003	37	Reggie Willits, Oklahoma
2004	34	Josh Brady, Texas Tech
2005	32	Drew Stubbs, Texas
2006	26	Drew Stubbs, Texas
2007	34	Ben Feltner, Texas A&M
2008	27	Willie Rueda, Texas Tech (36)
2009	25	Brooks Raley, Texas A&M (45)
2010	29	Davis Duren, Oklahoma State (40)
2011	36	Brooks Pinckard, Baylor (5)
2012	39	Jamodrick McGruder, Texas Tech (4)
2013	31	Brett Bell, Texas Tech (16)
2014	29	Cody Jones, TCU (13)
2015	33	Cody Jones, TCU (13)

WALKS

1997	62	Todd Sears, Nebraska (7)
1998	78	Keith Ginter, Texas Tech (2)
1999	71	Josh Holiday, Oklahoma State (2)
2000	60	Adam Shabala, Nebraska (3)
2001	63	Dan Johnson, Nebraska (T-1)
2002	48	Scooter Jordan, Texas Tech
2003	53	Matt Hopper, Nebraska
2004	47	Alex Gordon, Nebraska
2005	63	Alex Gordon, Nebraska
2006	53	Zach Dillon, Baylor
2007	66	Corey Brown, Oklahoma State
2008	48	Jordan Danks, Texas (28)
2009	46	Aaron Senne, Missouri (31)
2010	59	Logan Vick, Baylor (7)
2011	53	Erich Weiss, Texas (9)
2012	48	Wade Hinkle, Kansas State (19)
2013	40	Justin Protacio, Kansas (T-55)
2014	57	Mark Payton, Texas (3)
2015	45	Cody Jones, TCU (25)

EARNED RUN AVERAGE

(Min. 1 IP Per Team Game)		
1997	2.20	Geoff Geary, Oklahoma (11)
1998	2.71	Shane Wright, Texas Tech (23)
1999	2.45	Brandon Roberson, Texas Tech (13)
2000	1.82	Chad Hawkins, Baylor (3)
2001	2.67	Albert Montes, Texas (49)
2002	2.33	Shane Komine, Nebraska (20)
2003	1.33	Huston Street, Texas (4)
2004	2.13	J.P. Howell, Texas (17)
2005	1.73	J. Brent Cox, Texas (7)
2006	2.20	Austin Creps, Texas A&M (25)
2007	2.11	Justin Friend, Oklahoma State (22)
2008	1.96	Chance Ruffin, Texas (11)
2009	2.00	Taylor Jungmann, Texas (5)
2010	0.80	John Stilson, Texas A&M (1)
2011	1.60	Taylor Jungmann, Texas (11)
2012	1.60	Andrew Heaney, Oklahoma State (6)
2013	1.51	Preston Morrison, TCU (12)
2014	1.32	Preston Morrison, TCU (9)
2015	0.31	Corey Taylor, Texas Tech (1)

INNINGS PITCHED

1997	117.0	Jon Adkins, Oklahoma State
1998	152.2	Shane Wright, Texas Tech
1999	146.2	Jason Jennings, Baylor
2000	145.1	Beau Hale, Texas
2001	137.1	Chris Phillips, Texas Tech

2002	128.1	Justin Simmons, Texas
2003	129.0	Steven White, Baylor
2004	135.1	J.P. Howell, Texas
2005	138.2	Kyle McCulloch, Texas
2006	124.1	Nathan Culp, Missouri
2007	124.0	Kyle Nicholson, Texas A&M
2008	108.2	Tyler Lyons, Oklahoma State
2009	124.2	Chance Ruffin, Texas
2010	120.0	Taylor Jungmann, Texas
2011	141.0	Taylor Jungmann, Texas
2012	125.2	Ross Stripling, Texas A&M
2013	126.1	Jonathan Gray, Oklahoma
2014	129.2	Preston Morrison, TCU
2015	122.0	Preston Morrison, TCU

FEWEST WALKS ALLOWED

(Min. 1 IP Per Team Game)		
1997	10	Shane Wright, Texas Tech
1998	20	Danny Prata, Oklahoma State Shane Wright Texas Tech
1999	9	Matt Ward, Texas Tech
2000	16	R.D. Spiehs, Nebraska
2001	9	Albert Montes, Texas
2002	16	Justin Moore, Texas A&M
2003	12	Chris Smart, Kansas
2004	15	Spencer Grogan, Oklahoma State
2005	13	Robert Ray, Texas A&M
2006	11	Adam Cowart, Kansas State
2007	12	Randy Boone, Texas
2008	10	Clayton Ehlert, Texas A&M
2009	18	Austin Wood, Texas
2010	18	Tyler Lyons, Oklahoma State
2011	3	Casey Hauptman, Nebraska
2012	12	Duke von Schamann, Texas Tech
2013	10	Jordan Piché, Kansas
2014	7	Jacob Evans, Oklahoma
2015	13	Corey Taylor, Texas Tech

STRIKEOUTS

1997	151	Monty Ward, Texas Tech
1998	137	Jason Gooding, Texas Tech
1999	172	Jason Jennings, Baylor
2000	159	Shane Komine, Nebraska
2001	157	Shane Komine, Nebraska
2002	115	Shane Komine, Nebraska
2003	130	Steven White, Baylor
2004	166	J.P. Howell, Texas
2005	131	Max Scherzer, Missouri
2006	103	Miles Morgan, Texas Tech
2007	102	David Newmann, Texas A&M (47)
2008	127	Aaron Crow, Missouri (4)
2009	131	Kyle Gibson, Missouri (8)
2010	136	Barret Loux, Texas A&M (7)
2011	126	Taylor Jungmann, Texas (9)
2012	140	Andrew Heaney, Oklahoma State (1)
2013	147	Jonathan Gray, Oklahoma (2)
2014	134	Brandon Finnegan, TCU (3)
2015	103	Alex Young, TCU (38)

SHUTOUTS

1997	2	Shane Wright, Texas Tech
1998	2	Ryan Rupe, Texas A&M Matt Smith, Oklahoma State
1999	3	Jason Jennings, Baylor Casey Fossum, Texas A&M
2000	4	Shane Komine, Nebraska
2001	2	Matt Farnum, Texas A&M
2002	2	Aaron Marsden, Nebraska Jamie Rodrigue, Nebraska
2003	1	Five tied

2004	3	Zach Jackson, Texas A&M
2005	1	12 tied
2006	2	Nathan Culp, Missouri Brae Wright, Oklahoma State
2007	1	Seven tied
2008	4	Aaron Crow, Missouri
2009	2	Shaefter Hall, Kansas
2010	2	Three tied
2011	3	Taylor Jungmann, Texas
2012	3	Andrew Heaney, Oklahoma State
2013	3	Harrison Musgrave, West Virginia
2014	3	Preston Morrison, TCU
2015	2	Preston Morrison, TCU

WINS

1997	11	Jason Gooding, Texas Tech
1998	14	Shane Wright, Texas Tech (2)
1999	13	Jason Jennings, Baylor (T-5)
2000	12	DJ Jones/Beau Hale, Texas (T-13)
2001	14	Shane Komine, Nebraska (T-7)
2002	16	Justin Simmons, Texas (1)
2003	10	Scott Baker, Oklahoma State (T-25)
2004	15	JP Howell, Texas (1)
2005	12	Johnny Dorn, Nebraska Kyle McCulloch, Texas (T-7)
2006	11	Kodiak Quick, Kansas Nathan Culp, Missouri Steven Garcia, Oklahoma (T-22)
2007	12	Adrian Alaniz, Texas (7)
2008	13	Aaron Crow, Missouri (1)
2009	14	AJ Morris, Kansas State (2)
2010	12	Brandon Workman, Texas (5)
2011	14	Ross Stripling, Texas A&M (T-1)
2012	11	Trent Blank, Baylor (9)
2013	10	Jonathan Gray, Oklahoma (27)
2014	10	Drew Morovick, Kansas (26) Vince Wheeland, Oklahoma State (26) Tyler Alexander, TCU (26)
2015	12	Preston Morrison, TCU (4)

SAVES

1997	11	David Johnson, Kansas State (T-4)
1998	7	Tevis Arnold, Nebraska
1999	10	Brandon Roberson, Texas Tech (T-15)
2000	20	Jeff Bajenaru, Oklahoma (2)
2001	11	Thom Ott, Nebraska (T-9)
2002	14	Kyle Edens, Baylor (T-5) Huston Street, Texas (T-5)
2003	15	Huston Street, Texas (2)
2004	12	Huston Street, Texas (8)
2005	19	J. Brent Cox, Texas (1)
2006	19	Don Cxyz, Kansas (19)
2007	14	Randy Boone, Texas (5)
2008	12	Daniel Edwards, Kansas State (14)
2009	16	Ryan Duke, Oklahoma (6)
2010	14	Chance Ruffin, Texas (3)
2011	19	Corey Knebel, Texas (2)
2012	10	Max Garner, Baylor (45)
2013	12	Jordan Piché, Kansas (27)
2014	21	Josh Michalec, Baylor (2)
2015	14	Riley Ferrell, TCU (11)



BATTING

BATTING AVERAGE

(Min. 200 AB, min. 2 seasons)

1. Ken Harvey, NU (1997-99)	.426
2. Keith Ginter, TTU (1997-98)	.399
3. Dustin Majewski, UT (2002-03)	.395
4. Casey Bookout, OU (1997-99)	.387
5. John Cole, NU (1999-01)	.380
Carlos Gautreaux, OSU (1999-00)	.380
7. Jason Tyner, TAMU (1997-98)	.378
8. Tyler Mach, OSU (2006-07)	.375
Ryan Ruiz, TTU (1998-99)	.375
Scooter Jordan, TTU (2002-05)	.375

GAMES PLAYED

1. Jeff Ontiveros, UT (1999-02)	260
2. Michael Griffin, BU (2002-05)	259
3. Ritchie Price, KU (2003-06)	255
4. Matt Hopper, NU (2000-03)	254
5. Will Bolt, NU (1999-02)	251
6. Daniel Bruce, NU (2002-05)	245
7. Matt Williams, BU (1998-01)	242
8. Erik Morrison, KU (2005-08)	241
9. Max White, OU (2010-13)	240
10. Jon Topolski, BU (1996-99)	239

AT BATS

1. Michael Griffin, BU (2002-05)	1076
2. Ritchie Price, KU (2003-06)	1022
3. Matt Hopper, NU (2000-03)	966
4. Will Bolt, NU (1999-02)	922
Jeff Ontiveros, UT (1999-02)	922
6. Ty Wright, OSU (2004-2007)	893
7. Chris Durbin, BU (2000-03)	891
8. Jacob Priday, MU (2005-08)	886
9. Jeff Leise, NU (2000-03)	881
10. Max White, OU (2010-13)	873
Erik Morrison, KU (2005-08)	873

RUNS

1. Billy Gasparino, OSU (1997-99)	257
2. Matt Hopper, NU (2000-03)	246
3. Chris Durbin, BU (2000-03)	236
4. Jayce Tingler, MU (2000-03)	226
5. Josh Holliday, OSU (1997-99)	212
6. Jeff Leise, NU (2000-03)	210
7. Ritchie Price, KU (2003-06)	204
Robby Price, KU (2007-10)	204
9. Corey Brown, OSU (2005-07)	203
10. Will Bolt, NU (1999-02)	197

HITS

1. Matt Hopper, NU (2000-03)	338
2. Michael Griffin, BU (2002-05)	329
3. Ritchie Price, KU (2003-06)	312
4. Ty Wright, OSU (2004-07)	309
5. Chris Durbin, BU (2000-03)	307
6. Jeff Leise, NU (2000-03)	305
7. Aaron Senne, MU (2007-10)	291
8. Rick Park, OU (1997-00)	282
9. Will Bolt, NU (1999-02)	281
10. Ross Kivett, K-STATE (2011-14)	277

DOUBLES

1. Chris Durbin, BU (2000-03)	79
2. Josh Bard, TTU (1997-99)	73
3. Aaron Senne, MU (2007-10)	69
4. Ryan Baty, KU (2000-04)	68
5. Michael Griffin, BU (2002-05)	66
Jeff Ontiveros, UT (1999-02)	66
Omar Quintanilla, UT (2001-03)	66
8. Steven Truitt, TAMU (1997-99)	64
9. Billy Gasparino, OSU (1997-99)	62
Sean Heaney, TAMU (1997-00)	62

TRIPLES

1. Jeff Leise, NU (2000-03)	20
2. Mark Payton, UT (2011-14)	19
3. Jon Topoloski, BU (1997-99)	18
4. Corey Brown, OSU (2005-07)	17
Tim Moss, UT (2001-03)	17
6. John Nelson, KU (1998-01)	16
Justin Rainey, TTU (2000-01)	16
8. Nebasett Brown, OSU (2000-02)	15
Jordan Danks, UT (2006-08)	15
Jamodrick McGruder, TTU (2010-12)	15

HOME RUNS

1. Matt Hopper, NU (2000-03)	64
2. Casey Bookout, OU (1997-99)	57
Kyle Russell, UT (2006-08)	57
4. Daylan Holt, TAMU (1998-2000)	56
5. Billy Gasparino, OSU (1997-99)	55
Jeff Ontiveros, UT (1999-02)	55
7. Rick Park, OU (1997-00)	51
8. Jacob Priday, MU (2005-08)	49
9. Corey Brown, OSU (2005-07)	48
10. Josh Holliday, OSU (1997-99)	47

RUNS BATTED IN

1. Matt Hopper, NU (2000-03)	271
2. Jacob Priday, MU (2005-08)	240
3. Josh Bard, TTU (1997-99)	232
4. Rick Park, OU (1997-00)	228
5. Jeff Ontiveros, UT (1999-02)	218
6. Aaron Senne, MU (2007-10)	212
Billy Gasparino, OSU (1997-99)	212
8. Casey Bookout, OU (1997-99)	202
Daylan Holt, TAMU (1998-2000)	202
10. Michael Griffin, BU (2002-05)	200

STOLEN BASES

1. John Nelson, KU (1998-01)	95
2. Jamodrick McGruder, TTU (2010-12)	90
3. Ross Kivett, K-STATE (2011-14)	80
4. Drew Stubbs, UT (2004-06)	86
5. Cody Fuller, TTU (2002-05)	83
6. Matt Baty, KU (2003-06)	78
Adam Muenster, K-State (2007-10)	78
8. Jason Tyner, TAMU (1997-98)	77
9. Cody Jones, TCU (2013-15)	75
10. Jimbo McAuliff, OSU (1998-01)	73

TOTAL BASES

1. Matt Hopper, NU (2000-03)	591
2. Chris Durbin, BU (2000-03)	529
3. Michael Griffin, BU (2002-05)	528
4. Jeff Ontiveros, UT (1999-02)	510
5. Billy Gasparino, OSU (1997-99)	497
6. Aaron Senne, MU (2007-10)	492
7. Jacob Priday, MU (2005-08)	487
8. Daylan Holt, TAMU (1998-2000)	486
9. Josh Bard, TTU (1997-99)	478
10. Jeff Leise, NU (2000-03)	463

SLUGGING PERCENTAGE (MIN. 2 SEASONS)

1. Dan Johnson, NU (2000-01)	.791
2. Ken Harvey, NU (1997-99)	.736
3. Keith Ginter, TTU (1997-98)	.726
4. Jason Landreth, TTU (1997-98)	.713
5. Corey Brown, OSU (2005-07)	.691
6. Kyle Russell, UT (2006-08)	.684
7. Billy Gasparino, OSU (1997-99)	.679
8. Jed Morris, NU (2001-02)	.674
9. Kevin Jordan, TTU (1998-99)	.662
10. Alex Gordon, NU (2003-05)	.657

WALKS

1. Jayce Tingler, MU (2000-03)	168
2. Matt Hopper, NU (2000-03)	159
3. Corey Brown, OSU (2005-07)	152
4. Aaron Senne, MU (2007-10)	151
5. Mark Payton, UT (2011-14)	148
6. Alex Gordon, NU (2003-05)	139
Robby Price, KU (2007-10)	139
8. Logan Vick, BU (2009-12)	134
9. Matt Williams, BU (1998-01)	133
10. Keith Ginter, TTU (1997-98)	129

PITCHING

WINS

1. Shane Komine, NU (1999-02)	41
2. Justin Simmons, UT (2001-04)	38
3. Johnny Dorn, NU (2005-08)	37
4. Shane Wright, TTU (1997-99)	34
5. Ross Stripling, TAMU (2009-12)	31
6. Kyle Gibson, MU (2007-09)	28
Steven White, BU (2000-03)	28
Preston Morrison, TCU (2013-15)	28
9. Jason Jennings, BU (1997-99)	27
Adrian Alaniz, UT (2005-07)	27
Michael Wacha, TAMU (2010-12)	27
Casey Fossum, TAMU (1997-99)	27

EARNED RUN AVERAGE (MIN. 100 IP)

1. John Stilson, TAMU (2010-11)	1.27
2. Huston Street, UT (2002-04)	1.31
3. Trey Teakell, TCU (2013-15)	1.64
4. Riley Ferrell, TCU (2013-15)	1.72
5. Preston Morrison, TCU (2013-15)	1.78
6. Taylor Jungmann, UT (2009-11)	1.85
7. Michael Freeman, OSU (2014-15)	1.89
8. J. Brent Cox, UT (2003-05)	1.99
9. Corey Knebel, UT (2010-13)	2.07
10. Sam Stafford, UT (2009-11)	2.15

*Statistics from 1997-2014 include only years player competed in the Big 12 Conference. Active players in bold.



SAVES

1. Huston Street, UT (2002-04)	41
2. Zane Carlson, BU (2000-04)	37
Corey Knebel, UT (2011-13)	37
4. Ryan Duke, OU (2008-11)	35
5. Riley Ferrell, TCU (2013-15)	32
6. James Allen, K-State (2009-11)	31
Don Czyz, KU (2003-06)	31
Brett Jensen, NU (2004-06)	31
9. Jeff Bajenaru, OU (1999-00)	28
10. Brendan McCurry, OSU (2013-14)	27
Paul Smyth, KU (2006-09)	27

APPEARANCES

1. Paul Smyth, KU (2006-09)	129
2. Don Czyz, KU (2003-06)	128
3. Austin Wood, UT (2006-09)	118
4. Zane Carlson, BU (2000-04)	111
Ryan LaMotta, BU (2003-06)	111
6. Taylor Parker, MU (2003-06)	108
7. Phil McCormick, MU (2008-11)	106
Randy Boone, UT (2004-07)	106
J. Brent Cox, UT (2003-05)	106
10. Huston Street, UT (2002-04)	105

STRIKEOUTS

1. Shane Komine, NU (1999-02)	510
2. Casey Fossum, TAMU (1997-99)	404
3. Jason Jennings, BU (1997-99)	377
4. Taylor Jungmann, UT (2009-11)	356
Monty Ward, TTU (1996-98)	356
6. Matt Smith, OSU (1998-00)	348
7. Ross Stripling, TAMU (2009-12)	340
8. Mark Roberts, OU (2001-04)	338
9. Michael Wacha, TAMU (2010-12)	336
10. Stephen White, BU (2000-03)	320

INNINGS PITCHED

1. Shane Komine, NU (1999-02)	431.0
2. Johnny Dorn, NU (2005-08)	386.2
3. Cole Green, UT (2008-11)	386.0
4. Justin Simmons, UT (2001-04)	376.1
5. Shane Wright, TTU (1997-99)	368.2
6. Stephen White, BU (2000-03)	368.1
7. Mark Roberts, OU (2001-04)	365.2
8. Frank Duncan, KU (2011-14)	360.1
9. Preston Morrison, TCU (2013-15)	358.2
10. Taylor Jungmann, UT (2009-11)	355.2

COMPLETE GAMES

1. Shane Wright, TTU (1997-99)	24
2. Shane Komine, NU (1999-02)	18
3. Jason Jennings, BU (1997-99)	15
Casey Fossum, TAMU (1997-99)	15
4. Ryan Rupe, TAMU (1997-99)	10
Chris Phillips, TTU (2001-02)	10

SHUTOUTS

1. Jamie Rodrigue, NU (2000-03)	6
2. Preston Morrison, TCU (2013-15)	5
3. Shane Komine, NU (1999-02)	4
Aaron Crow, MU (2006-08)	4
5. Jason Jennings, BU (1997-99)	3
Pete Smart, KU (1998-01)	3
Andrew Heaney, OSU (2010-12)	3
Matt Smith, OSU (1998-00)	3
Casey Fossum, TAMU (1997-99)	3
Zack Johnson, TAMU (2004)	3
Taylor Jungmann, UT (2009-11)	3
Brandon Workman, UT (2008-10)	3
Harrison Musgrave, WVU (2013-14)	3

TEAM HITTING & FIELDING

MOST GAMES – SEASON

73 Texas, 2004 (58-15)

MOST WINS – SEASON

58 Texas, 2004

HIGHEST BATTING AVERAGE – SEASON

.352 Texas Tech, 1997

MOST AT BATS

Game: 91 Texas vs. Boston College (25 inn.), 2009
Season: 2,500 Texas A&M, 1999

MOST RUNS

Game: 50 Nebraska vs. Chicago State, 1999
Season: 696 Oklahoma State (67 games), 1999

MOST HITS

Game: 35 Nebraska vs. Chicago State, 1999
Season: 804 Texas A&M, 1999

MOST DOUBLES

Game: 12 Texas Tech (Twice, Last vs. Kansas, 2010)
Season: 185 Texas Tech, 1997

MOST TRIPLES

Game: 6 Texas vs. Southern Illinois, 1998
Season: 37 Texas, 2003

MOST HOME RUNS

Game: 11 Oklahoma vs. Kansas State, 2009
Oklahoma State vs. Chicago State, 1999
Season: 149 Oklahoma State, 1997

MOST RBI

Game: 48 Nebraska vs. Chicago State, 1999
Season: 637 Oklahoma State, 1999

MOST STOLEN BASES

Game: 12 Kansas State vs. Long Island, 2011
Texas A&M vs. Northwestern State, 2006
Season: 151 Texas A&M, 2007

MOST TOTAL BASES

Game: 73 Nebraska vs. Chicago State, 1999
Season: 1436 Oklahoma State, 1997

MOST WALKS

Game: 18 Oklahoma State vs. Boston College, 2001
Kansas vs. Oklahoma, 1998
Season: 409 Oklahoma State, 1999

MOST STRIKEOUTS BY BATTERS

Game: 22 Texas vs. Boston College, 2009 (25 inn.)
Season: 510 Oklahoma, 2009

MOST BATTERS HIT BY PITCH

Game: 10 Baylor vs. TCU, 2012
Season: 110 Kansas State, 2010

MOST SACRIFICE HITS

Game: 7 Texas vs. TCU, 2009
Season: 126 Texas, 2000

MOST SACRIFICE FLIES

Game: 6 Several (Last By: Texas Tech vs. Campbell, 2004)
Season: 48 Missouri, 2004

**HIGHEST FIELDING PERCENTAGE - SEASON**

Season: .983 Oklahoma, 2006

MOST PUTOUTSGame: 75 Texas vs. Boston College, 2009 (25 inn.)
Season: 1989 Texas, 2004**MOST ASSISTS**Game: 37 Texas vs Boston College, 2009 (25 inn.)
Nine-Inn Game: 22 Missouri vs. Charlotte, 2011
Season: 867 Texas, 2003**MOST ERRORS**Game: 9 TCU vs. West Virginia, 2013
Kansas State vs. Miami (Ohio), 2002
Oklahoma State vs. Boston College, 2001
Season: 130 Kansas State, 2002**MOST DOUBLE PLAYS**Game: 6 Baylor vs. Texas, 2012
Season: 80 Texas, 2005**MOST TRIPLE PLAYS**Game/Season: 1 Baylor at Kansas, 2015
Baylor at Dallas Baptist, 2014
Cal State Fullerton at Oklahoma State, 2014
West Virginia vs. Maryland, 2014
West Virginia at TCU, 2014
Baylor vs. UCLA, 2009
Kansas vs. Texas, 2009
Nebraska vs. Northern Colorado, 2007
Texas A&M, 2005
Missouri vs. Eastern Kentucky, 2001
Kansas vs. St. Scholastica, 1999
Nebraska vs. Minnesota, 1998
Texas A&M vs. Missouri, 1997
Season: 2 West Virginia, 2014**MOST LEFT ON BASE**Game: 27 Baylor vs. Oral Roberts, 2000 (15 inn.)
Nine-Inn Game: 19 Texas vs. Sam Houston, 2001
Season: 591 Nebraska, 2002**MOST PASSED BALLS**Game: 4 West Virginia at ETSU, 2015
Oklahoma State vs. Oklahoma
Missouri vs. Ohio State, 2006
Season: 25 Kansas, 2010**MARGIN OF VICTORY**

Game: 47 Nebraska vs. Chicago State, 1999 (50-3)

MOST CONSECUTIVE GAMES WITHOUT BEING SHUT OUT330 Nebraska, 1998-03
166 Baylor, 1997-00 (4th game in 2000)**MOST CONSECUTIVE GAMES WON**

24 Baylor, 2012

LONGEST GAME25 innings Texas vs Boston College, May 30, 2009
(UT, 3-2)**TEAM PITCHING****LOWEST EARNED RUN AVERAGE**

Season: 2.22 TCU, 2014

HIGHEST EARNED RUN AVERAGE

Season: 8.11 Iowa State, 1998

MOST SAVESSeason: 23 Texas, 2011
Nebraska, 2005**MOST RUNS ALLOWED**Game: 31 Texas at Missouri, 2008
Season: 498 Iowa State, 1999**FEWEST RUNS ALLOWED**

Season: 163 Texas, 2013

MOST HITS ALLOWEDGame: 26 Texas at Missouri, 2008
Season: 694 Texas Tech, 2000**MOST HOME RUNS ALLOWED**Game: 11 Oklahoma vs. Kansas State, 2009
Season: 93 Oklahoma, 1998**MOST STRIKEOUTS**Game: 25 TCU vs. Texas A&M (16 inn.), 2015
Nine-Inning Game: 20 Oklahoma State vs. Alabama A&M, 2010
Season: 612 Texas A&M, 2010
Texas, 2004**MOST WALKS ISSUED**Game: 18 Oklahoma vs. Kansas, 1998
Season: 310 Kansas State, 1997**FEWEST WALKS ISSUED**

Season: 120 Kansas State, 2006

MOST INNINGS PITCHEDGame: 25 Texas vs. Boston College, 2009
Season: 663 Texas, 2004**MOST HIT BATTERS**Game: 8 Kansas State vs. Arkansas, 2003
Season: 85 Texas, 2002**MOST WILD PITCHES**Game: 7 Kansas vs. Eastern Michigan, 2001
Season: 75 Kansas, 2004
Fewest season: 14 Kansas State, 2006**MOST COMPLETE GAMES**

Season: 21 Texas Tech, 1998

MOST SHUTOUTS

Season: 14 TCU, 2014

CONSECUTIVE STRIKEOUTSGame: 9 Missouri vs. Harris-Stowe, 2002
Season: 9 Missouri, 2002**CONSECUTIVE SHUTOUT INNINGS**

Season: 43 1/3 Nebraska, 2004

MOST NO-HITTERS

Season: 1 Several (Last by: Texas, May 16, 2014)



INDIVIDUAL HITTING & FIELDING

HIGHEST BATTING AVERAGE

Season: .478 Ken Harvey, Nebraska, 1999

MOST GAMES

Season: 73 Taylor Teagarden, Texas, 2004

MOST AT BATS

Game: 12 Travis Tucker, Texas vs Boston College, 2009
 Michael Torres, Texas vs Boston College, 2009
 Season: 304 Seth Johnston, Texas, 2005

MOST RUNS

Game: 7 Ken Harvey, Nebraska vs. Chicago State, 1999
 Season: 97 Keith Ginter, Texas Tech, 1998

MOST HITS

Game: 6 Several (Last by: Craig Aikin, Oklahoma vs. Arkansas Little Rock, 2015)
 Season: 121 David Murphy, Baylor, 2003

MOST DOUBLES

Game: 5 Jeremy Dodson, Baylor vs. Hardin-Simmons, 1998
 Season: 32 Jeff Guiel, Oklahoma State, 1997

MOST TRIPLES

Game: 3 Jason Rainey, Texas Tech vs. TAMU-CC, 2001
 Season: 11 Jon Topolski, Baylor, 1998

MOST HOME RUNS

Game: 4 Jacob Priday, Texas, 2008
 Season: 33 Joe Dillon, Texas Tech, 1997

MOST GRAND SLAMS

Game: 2 Jose Montenegro, Oklahoma vs. Oklahoma Baptist, 1998
 Jason Landreth, Texas Tech vs. New Mexico Highlands, 1998
 Season: 3 Cameron Blair, Texas Tech, 2004;
 Jose Montenegro, Oklahoma, 1998

MOST RBI

Game: 10 Craig Moore, Nebraska vs. Chicago State, 1999
 Season: 105 Lamont Matthews, Oklahoma State, 1999

MOST STOLEN BASES

Game: 5 John Nelson, Kansas vs. UT-Pan American, 2001
 Season: 42 John Nelson, Kansas, 2000

MOST TOTAL BASES

Game: 16 Robbie Rea, Oklahoma State vs. Alabama A&M, 2012
 Jon Topolski, Baylor vs. Hardin-Simmons, 1998
 Season: 228 Daylan Holt, Texas A&M, 1999

HIGHEST SLUGGING PERCENTAGE (Min. 2.5 AB per game)

Season: .939 Joe Dillon, Texas Tech, 1997

MOST WALKS

Game: 6 Tanner Witt, Kansas State vs. Nebraska-Omaha, 2012
 Josh Holliday, Oklahoma State vs. Oral Roberts, 1999
 Bryan Seymour, Missouri vs. Arkansas State, 1997
 Season: 78 Keith Ginter, Texas Tech, 1998

MOST STRIKEOUTS

Game: 6 Cameron Rupp, Texas vs Boston College, 2009
 Season: 75 Aaron Jaworowski, Missouri, 1997

MOST HIT BY PITCH

Game: 4 Brannon Champagne, Missouri, 2011
 Season: 35 Nathan Orf, Baylor, 2012

MOST SACRIFICE HITS

Game: 4 Andrew Sawyers, Nebraska vs. Kansas State, 1998
 Season: 30 Kevin Kuntz, Kansas, 2013

MOST SACRIFICE FLIES

Game: 2 Several (Last by: Five players, 2015)
 Season: 12 Jason King, Kansas State, 2011
 Jed Morris, Nebraska, 2002

MOST PUTOUTS

Game: 33 Preston Clark, Texas vs Boston College, 2009
 Season: 687 Tant Shepard, Texas, 2011

MOST ASSISTS

Game: 13 Travis Tucker, Texas vs Boston College, 2009
 Season: 244 Todd West, Texas, 2000

MOST ERRORS

Game: 5 Paul Witt, Baylor vs. Texas A&M, 2003
 Cory Covert, Texas vs. Sam Houston State, 2000
 Season: 36 Billy Gasparino, Oklahoma State, 1999

DOUBLE PLAY PARTICIPATION

Game: 4 Several Times: Last by five players in 2013
 Season: 73 Jeff Ontiveros, Texas, 2000

CYCLES (17)

April 30, 1997
 Heath Schesser, K-State
 K-STATE 22, Bethany I
 Feb. 23, 2007
 Blake Stouffer, Texas A&M
 5-for-5, 4 R, 6 RBI
 Texas A&M 15, Jacksonville State 5

April 20, 1999
 Jon Weber, Texas Tech
 4-for-5, 4 R, 5 RBI
 TTU 16, Southwest Texas 12
 June 3, 2007
 Blake Stouffer, Texas A&M
 4-for-4, 2 R, 6 RBI
 Texas A&M 10, Ohio State 4

April 15, 2003
 Josh Field, Oklahoma State
 4-for-5, 3 R, 4 RBI
 OSU 24, UT Pan American 1
 April 23, 2008
 Chris Richburg, Texas Tech
 4-for-4, 3 R, 3 RBI
 Texas Tech 16, New Mexico State 10

May 6, 2003
 Michael Griffin, Baylor
 4-for-5, 3 R, 6 RBI
 BU 15, Centenary 1
 March 6, 2011
 Tyler Naquin, Texas A&M
 4-for-6, 2 R, 6 RBI
 Texas A&M 11, Houston 4

May 23, 2004
 Josh Ford, Baylor
 4-for-4, 2 R, RBI
 Texas Tech 12, Baylor 6
 April 29, 2011
 Zach Johnson, Oklahoma State
 4-for-5, 2 R, 2 RBI
 Oklahoma State 9, K-State 2

June 2, 2006
 Jared Schweitzer, Kansas
 4-for-5, 2 R, 2 RBI
 KU 9, Hawaii 6
 May 10, 2013
 Connor McKay, Kansas
 4-for-4, 2 R, RBI
 K-State 4, Kansas 3

March 26, 2014
 Ross Kivett, K-State
 4-for-5, 3 R, 3 RBI
 K-State 12, Nebraska 6

April 11, 2006
 Steve Edlefsen, Nebraska
 6-for-8, 5 R, 2 RBI
 Nebraska 16, Iowa 14 (13 inn)

May 11, 2014
 Billy Fleming, West Virginia
 4-for-6, 3 R, 2 RBI
 Kansas 9, West Virginia 8

March 3, 2006
 Luke Gorsett, Nebraska
 4-for-5, 3 R, 3 RBI
 Nebraska 11, Notre Dame 1

April 19, 2015
 C.J. Hinojosa, Texas
 4-for-6, 3 R, 4 RBI
 Texas 16, Kansas 7



INDIVIDUAL PITCHING

MOST WINS

Season: 16 Justin Simmons, Texas, 2002 (16-1)

MOST WINS IN RELIEF

Season: 10 Abe Woody, Baylor, 2005 (10-3)
Steve Rowe, Texas Tech, 2002 (10-2)

MOST LOSSES

Season: 9 Justin Wilcher, Kansas, 2001
Pete Smart, Kansas, 2000
Khalid Ballouli, Texas A&M, 2000

LOWEST EARNED RUN AVERAGE (Min. 1 IP/team game)

Season: 0.31 Corey Taylor, Texas Tech, 2015

HIGHEST WINNING PERCENTAGE (Min. 10 decisions)

Season: 1.000 Aaron Crow (13-0), Missouri, 2008
Garrett Broshuis (11-0), Missouri, 2004
Shane Komine (10-0), Nebraska, 2002
Jason Gooding (11-0), Texas Tech, 1997

MOST SAVES

Season: 21 Josh Michalec, Baylor, 2014

MOST APPEARANCES

Season: 42 J. Brent Cox, Texas, 2005
Charlie Thames, Texas, 2000

MOST STRIKEOUTS

Game: 18 Monty Ward, Texas Tech vs. Lindenwood, 1998
Season: 172 Jason Jennings, Baylor, 1999

MOST WALKS

Game: 8 Shane Komine, Nebraska vs. Clemson, 2002
Scott Dunn, Texas vs. Kansas, 1999
Jason Jennings, Baylor vs. Oklahoma, 1998
Season: 66 Mark McCormick, Baylor, 2005

FEWEST WALKS (Min. 60 IP)

Season: 3 Casey Hauptman, Nebraska, 2011

MOST INNINGS PITCHED

Game: 13 Austin Wood, Texas vs Boston College, 2009
Season: 152.2 Shane Wright, Texas Tech, 1998

MOST HIT BATTERS

Game: 7 Andrew Doyle, Oklahoma vs UCLA, 2009
Season: 18 Matt Gardner, Oklahoma State, 2006
Steven White, Baylor, 2003

MOST WILD PITCHES

Game: 5 Nick Tepesch, Missouri vs Kansas, 2009
Jared Brite, Kansas State vs. Oral Roberts, 2001
Dan Olson, Kansas vs. Creighton, 2000
Season: 16 Ross Stripling, Texas A&M, 2011

MOST GAMES STARTED

Season: 23 Kyle McCulloch, Texas, 2005
Sam LeCure, Texas, 2004

MOST COMPLETE GAMES

Season: 13 Shane Wright, Texas Tech, 1998

MOST SHUTOUTS

Season: 4 Jamie Rodrigue, Nebraska, 2000

CONSECUTIVE STRIKEOUTS

Game: 6 Geoff Geary, Oklahoma vs. Kansas State, 1998
Season: 6 Geoff Geary, Oklahoma, 1998

NO-HITTERS (15; 9 INDIVIDUAL, 6 TEAM)

Feb. 16, 1996
Matt Blank - Texas A&M
TAMU 4, UT Pan American 0

Feb. 6, 1998
Ryan Rupe, Shane King, Chris Scarcella - Texas A&M
TAMU 9, UT Pan American 0

Feb. 11, 2000
Beau Hale - Texas
UT10, Sam Houston State 0

April 15, 2000
Kyle Evans - Baylor
BU 4, Iowa State 0

Feb. 1, 2004
Scott Sharpe, Ryan Knippschild, Jacob Jean, Sean Land,
Clint Schambach - Kansas
KU 8, Texas Southern 0

Feb. 14, 2004
Cory VanAllen, Zane Carlson - Baylor
BU 1, Loyola Marymount 0 (7)

Feb. 14, 2004
Zach Jackson - Texas A&M
TAMU 15, TAMU-CC 0 (7)

March 9, 2005
Kevin Duke, John Brownell, Daniel McCutchen, Ryan Mottern, Will Savage,
P.J. Sandoval - Oklahoma
OU 20, UAPB 0

April 1, 2005
Max Scherzer, Michael Cole - Missouri
MU 25, Texas Tech 0

April 16, 2005
Adrian Alaniz - Texas
UT 4, TAMU-CC 0

April 29, 2008
Kenn Kasperek - Texas
UT 11, Texas State 0

Feb. 20, 2009
Shaeffer Hall - Kansas
KU 5, Air Force 0

March 1, 2009
Brandon Workman - Texas
UT 9, Penn State 0

March 12, 2012
Ross Stripling - Texas A&M
TAMU 1, San Diego State 0

May 16, 2014
Dillon Peters, Morgan Cooper - Texas
UT 12, K-STATE 0



ALL-TIME SINGLE-SEASON REACHED BASE STREAKS *(since 2003)*

Mark Payton, Texas, 2014	62
Nick Martini, Kansas State, 2010	59
Ty Wright, Oklahoma State, 2007	50
Luke Gorsett, Nebraska, 2006	48
Cameron Blair, Texas Tech, 2005	45
David Murphy, Baylor, 2003	44
John McKee, Missouri, 2005	40
Ryan Rohlinger, Oklahoma, 2005	40
Connor McKay, Kansas, 2015	39
Mark Payton, Texas, 2013	39
Tyler Naquin, Texas A&M, 2011	39
Carter Jurica, Kansas State, 2010	39
Michael Torres, Texas, 2008	38
Darby Brown, Texas A&M, 2008	38
Lee Laskowski, Missouri, 2004	38
Ryan Baty, Kansas, 2003	38
Joe Simokaitis, Nebraska, 2003	38

ALL-TIME REACHED BASE STREAKS *(over multiple seasons)*

Mark Payton, Texas, 2013-14	101
Nick Martini, Kansas State, 2009-II	93
Cameron Blair, Texas Tech, 2004-05	53
Jamodrick McGruder, Texas Tech, 2010-II	39

ALL-TIME SINGLE-SEASON HITTING STREAKS

Ty Wright, Oklahoma State, 2007	35
James Blair, Baylor, 1997	30
Matt Oberste, Oklahoma, 2013	30
Gene Alvarez, Texas Tech, 2002	30
Kelly Shoppach, Baylor, 2001	28
Tyler Naquin, Texas A&M, 2011	27
Nick Martini, Kansas State, 2010	26
Adam Muenster, Kansas State, 2010	25
Michael Torres, Texas, 2008	25
Jose Duran, Texas A&M, 2008	24
Dustin Dickerson, Baylor, 2009	24
Jared Schweizer, Kansas, 2005	24
Curtis Ledbetter, Nebraska, 2003	23
Charley Carter, Baylor, 1998	22
Robby Price, Kansas, 2010	22
Aaron Baker, Oklahoma, 2007	22
Jason Jennings, Baylor, 1998	21
Jon Topolski, Baylor, 1999	21
David Murphy, Baylor, 2003	21
Ryan Baty, Kansas, 2003	21
Blake Brown, Missouri, 2012	21
Zach Leske, Oklahoma, 2000	21
Joe Ferin, Texas, 2003	21
Ben Feltner, Texas A&M, 2007	21
Tony Thompson, Kansas, 2009	20
Matt Tribble, Kansas, 2003	20
Pat Maloney, Kansas State, 2001	20
John Cole, Nebraska, 1998	20
Jeff Hedman, Nebraska, 1998	20
Josh Fields, Oklahoma State, 2003	20
Jose Virgil, Oklahoma State, 2003	20
Cliff Pennington, Texas A&M, 2004	20
Cameron Blair, Texas Tech, 2004	20

ALL-TIME HITTING STREAKS *(over multiple seasons)*

James Blair, Baylor, 1997-98	31
Derek Wathan, Oklahoma, 1997-98	25
Tony Thompson, Kansas, 2008-09	23
Rebel Riding, Oklahoma State, 2007-08	20

BIG 12 POSTSEASON CHAMPIONS

Texas	5	2002, 03, 08, 09, 2015
Nebraska	4	1999, 2000, 01, 05
Texas A&M	3	2007, 10, 11
Oklahoma	2	1997, 2013
Kansas	1	2006
Missouri	1	2012
Oklahoma State	1	2004
TCU	1	2014
Texas Tech	1	1998

BIG 12 CHAMPIONSHIP STANDINGS

Team	Appearances	W-L	Pct.	Titles
Nebraska	10	29-12	.707	4
Texas	16	34-26	.567	5
Texas A&M	14	27-21	.563	3
TCU	3	5-4	.556	1
Missouri	14	26-22	.542	1
Oklahoma	19	34-31	.523	2
Baylor	19	32-33	.492	0
Kansas State	9	14-16	.467	0
Oklahoma State	17	20-33	.377	1
Kansas	8	9-15	.375	1
West Virginia	3	3-5	.375	0
Texas Tech	15	16-30	.348	1
Iowa State	1	1-2	.333	0

CHAMPIONSHIP WINNERS/MOPs

1997	(4) Oklahoma (4-1) def. (1) Texas Tech Brian Shackelford, Oklahoma, OF
1998	(3) Texas Tech (4-1) def. (1) Texas A&M Josh Bard, Texas Tech, C
1999	(5) Nebraska (4-0) def. (2) Baylor Jason Jennings, Baylor, P
2000	(2) Nebraska (5-1) def. (1) Baylor Adam Shabala, Nebraska, OF
2001	(1) Nebraska (4-0) def. (6) Texas A&M Dan Johnson, Nebraska, IB
2002	(1) Texas (5-1) def. (2) Nebraska Dustin Majewski, Texas, OF
2003	(3) Texas (5-1) def. (5) Baylor Dustin Majewski, Texas, OF
2004	(4) Oklahoma State (4-0) def. (7) Missouri Cody Ehlers, Missouri, IB
2005	(1) Nebraska (5-1) def. (2) Baylor Curtis Ledbetter, Nebraska, IB
2006	(6) Kansas (4-0) def. (4) Nebraska Matt Baty, Kansas, OF
2007	(5) Texas A&M (3-1) def. (6) Baylor Craig Stinson, Texas A&M, C
2008	(5) Texas (4-0) def. (7) Kansas State Brandon Belt, Texas, IB
2009	(1) Texas (3-1) def. (3) Missouri Brandon Loy, Texas, SS
2010	(4) Texas A&M (4-0) def. (6) Baylor Brodie Greene, Texas A&M, SS
2011	(2) Texas A&M (4-0) def. (8) Missouri Andrew Collazo, Texas A&M, 2B
2012	(6) Missouri (4-0) def. (4) Oklahoma Eric Garcia, Missouri, SS
2013	(4) Oklahoma (4-0) def. (6) Kansas Jonathan Gray, Oklahoma, P
2014	(2) TCU (4-0) def. (1) Oklahoma State Jerrick Suiter, TCU, DH
2015	(5) Texas (4-0) def. (2) Oklahoma State Zane Gurwitz, Texas, OF

**1997****Oklahoma City****Thursday, May 15**

No. 1 Texas Tech 12, No. 6 Missouri 2
No. 2 Oklahoma State II, No. 5 Baylor 8
No. 3 Texas A&M II, No. 4 Oklahoma 3

Friday, May 16

Missouri 9, Baylor 8
Oklahoma 5, Texas Tech 3
Oklahoma State 16, Texas A&M 10

Saturday, May 17

Texas Tech 9, Texas A&M 6
Oklahoma 16, Missouri 7
Texas Tech 7, Oklahoma State 6

Sunday, May 18

Oklahoma 10, Oklahoma State 5
Oklahoma 19, Texas Tech 17

Total Attendance: 56,742**All-Tournament Team**

C Javier Flores, Oklahoma
IB Joe Dillon, Texas Tech
2B Corey Hart, Oklahoma
SS Derek Wathan, Oklahoma
3B Sean Heaney, Texas A&M
OF Rusty McNamara, Oklahoma State
Brian Shackelford, Oklahoma
(Most Outstanding Player)
Brandon Toro, Texas Tech
DH Jason Landreth, Texas Tech
P Matt Blank, Texas A&M
Jason Gooding, Texas Tech
Jeff Andra, Oklahoma

1998**Oklahoma City****Thursday, May 14**

No. 1 Texas A&M 4, No. 6 Oklahoma State 3
No. 2 Baylor 7, No. 5 Missouri 3
No. 3 Texas Tech 5, No. 4 Oklahoma 1

Friday, May 15

Oklahoma State II, Missouri 8
Oklahoma 10, Texas A&M 4
Texas Tech II, Baylor 4

Saturday, May 16

Texas A&M 8, Baylor 5
Oklahoma 9, Oklahoma State 4
Texas A&M II, Texas Tech 7

Sunday, May 17

Texas Tech 4, Oklahoma 3
Texas Tech 14, Texas A&M 7

Total Attendance: 113,108**All-Tournament Team**

C Josh Bard, Texas Tech
(Most Outstanding Player)
IB Charley Carter, Baylor
2B Keith Ginter, Texas Tech
3B Craig Kuzmic, Texas A&M
SS Steve Scarborough, Texas A&M
OF Jason Tynner, Texas A&M

Jason Landreth, Texas Tech
Daylan Holt, Texas A&M
DH Brennan Burns, Texas Tech
Richard Park, Oklahoma
P Ryan Rupe, Texas A&M
Chris Scarcella, Texas A&M
Shane Wright, Texas Tech

1999**Oklahoma City****Wednesday, May 19**

No. 8 Oklahoma 10, No. 1 Texas A&M 5
No. 5 Nebraska 5, No. 4 Oklahoma State 0
No. 2 Baylor 2, No. 7 Missouri 0
No. 6 Texas 7, No. 3 Texas Tech 3

Thursday, May 20

Texas A&M 4, Oklahoma State 2
Missouri 8, Texas Tech 7 (12)
Nebraska 14, Oklahoma 7
Baylor 8, Texas 2

Friday, May 21

Texas A&M 10, Oklahoma 3
Missouri 5, Texas 4 (11)

Saturday, May 22

Nebraska 8, Texas A&M 7
Baylor 9, Missouri 2

Sunday, May 23

Nebraska 4, Baylor 3

Total Attendance: 129,334**All-Tournament Team**

C Josh Bard, Texas Tech
IB Ken Harvey, Nebraska
2B Dustin Barnes, Missouri
3B Aaron Wilson, Missouri
SS Steve Scarborough, Texas A&M
OF Josh Cole, Nebraska
Anthony Hensley, Baylor
Bobby Walters, Oklahoma
DH Richard Park, Oklahoma
P Chad Wiles, Nebraska
Chad Hawkins, Baylor
Jason Jennings, Baylor
(Most Outstanding Player)

2000**Oklahoma City****Wednesday, May 17**

No. 3 Oklahoma 9, No. 6 Oklahoma State 8
No. 7 Missouri 12, No. 2 Nebraska 10
No. 4 Texas 8, No. 5 Texas Tech 4
No. 1 Baylor 12, No. 8 Texas A&M 3

Thursday, May 18

Nebraska 7, Oklahoma State 5
Texas Tech 8, Texas A&M 6
Oklahoma 12, Missouri 6
Baylor 3, Texas 2

Friday, May 19

Nebraska 4, Missouri 3
Texas Tech 4, Texas 3

Saturday, May 20

Nebraska 3, Oklahoma 1
Baylor 10, Texas Tech 1
Nebraska 6, Oklahoma 1

Sunday, May 21

Nebraska 11, Baylor 3

Total Attendance: 126,482**All-Tournament Team**

C Kelly Shoppach, Baylor
IB Rick Park, Oklahoma
2B Zach Lekse, Oklahoma
3B Landon Brandes, Missouri
SS Jace Brewer, Baylor
OF Marco Cunningham, Texas Tech
Jaime Bubela, Baylor
Adam Shabala, Nebraska
(Most Outstanding Player)
DH Ryan Hubele, Texas
P Beau Hale, Texas
Kyle Evans, Baylor
Chad Wiles, Nebraska

2001**Oklahoma City****Wednesday, May 16**

No. 6 Texas A&M 9, No. 3 Texas 8
No. 2 Texas Tech 17, No. 7 Oklahoma 5
No. 5 Oklahoma State 18, No. 4 Baylor 4
No. 1 Nebraska 5, No. 8 Iowa State 2

Thursday, May 17

Oklahoma 9, Texas 7
Iowa State 6, Baylor 5
Texas A&M 8, Texas Tech 6
Nebraska 8, Oklahoma State 1

Friday, May 18

Oklahoma 4, Texas Tech 3
Oklahoma State 17, Iowa State 4

Saturday, May 19

Texas A&M 10, Oklahoma 1
Nebraska 10, Oklahoma State 5

Sunday, May 20

Nebraska 7, Texas A&M 4

Total Attendance: 105,053**All-Tournament Team**

C Kelly Shoppach, Baylor
IB Dan Johnson, Nebraska
(Most Outstanding Player)
2B Nebasset Brown, Oklahoma State
3B Jason Bartlett, Oklahoma
SS Jake Brown, Iowa State
OF Jimbo McAuliff, Oklahoma State
Jake Bollig, Oklahoma State
John Cole, Nebraska
DH Ben Himes, Texas A&M
Matt Hopper, Nebraska
UT Greg Dobbs, Oklahoma
P Shane Komine, Nebraska
Chris French, Texas A&M
Chris Russ, Texas A&M



2002

Arlington, Texas

Wednesday, May 22

No. 3 Texas Tech 5, No. 6 Kansas State 4
 No. 2 Nebraska II, No. 7 Baylor 9
 No. 4 Oklahoma II, No. 5 Oklahoma State 3
 No. 8 Texas A&M 8, No. 1 Texas 4

Thursday, May 23

Kansas State 6, Baylor 2
 Texas 8, Oklahoma State 6
 Nebraska I2, Texas Tech 8
 Oklahoma 9, Texas A&M I

Friday, May 24

Kansas State 7, Texas Tech 6
 Texas 9, Texas A&M 4

Saturday, May 25

Nebraska 8, Kansas State 7
 Texas 2, Oklahoma I
 Texas 8, Oklahoma 5

Sunday, May 26

Texas 9, Nebraska 6 (10)

Total Attendance: 150,196

All-Tournament Team

C John Grose, Nebraska
 IB Jeff Ontiveros, Texas
 2B Will Bolt, Nebraska
 3B Jake Brown, Texas Tech
 SS Osmar Castillo, Kansas State
 OF Dustin Majewski, Texas
 (Most Outstanding Player)
 Jason Frasz, Oklahoma
 Pat Maloney, Kansas State
 DH J.D. Reininger, Texas
 UT Ty Soto, Kansas State
 P Mark Roberts, Oklahoma
 Ray Clark, Texas
 Huston Street, Texas

2003

Oklahoma City

Wednesday, May 21

No. 3 Texas IO, No. 6 Oklahoma State 7
 No. 2 Texas A&M II, No. 7 Oklahoma 2
 No. 5 Baylor II, No. 4 Missouri 0
 No. I Nebraska 9, No. 8 Kansas 4

Thursday, May 22

Oklahoma 4, Oklahoma State 2
 Missouri 4, Kansas 3 (II)
 Texas A&M 3, Texas 2
 Nebraska 9, Baylor 5

Friday, May 23

Texas 5, Oklahoma 4
 Baylor 9, Missouri 8

Saturday, May 24

Texas 9, Texas A&M 7
 Baylor 7, Nebraska 5 (14)
 Texas I3, Texas A&M 4
 Baylor 6, Nebraska 2

Sunday, May 25

Texas IO, Baylor 8 (10)

Total Attendance: 86,629

All-Tournament Team

C Josh Ford, Baylor
 IB Mark Saccomanno, Baylor
 2B Tim Moss, Texas
 3B Alex Gordon, Nebraska
 SS Omar Quintanilla, Texas
 OF Dustin Majewski, Texas
 (Most Outstanding Player)
 David Murphy, Baylor
 Joe Ferin, Texas
 DH Seth Johnston, Texas
 UT Scott Beerer, Texas A&M
 P Steven White, Baylor
 Mark McCormick, Baylor
 Huston Street, Texas
 Zane Carlson, Baylor

2004

Arlington, Texas

Wednesday, May 26

No. 6 Baylor 8, No. 3 Texas Tech 3
 No. 7 Missouri 9, No. 2 Oklahoma 5
 No. 4 Oklahoma State 6, No. 5 Texas A&M 5
 No. 8 Nebraska 5, No. I Texas 2

Thursday, May 27

Oklahoma 3, Texas Tech I
 Texas I3, Texas A&M 6
 Missouri I2, Baylor I

Friday, May 28

Oklahoma State 7, Nebraska I
 Baylor I4, Oklahoma 4
 Texas 6, Nebraska 5

Saturday, May 29

Missouri IO, Baylor 7
 Oklahoma State 8, Texas 2

Sunday, May 30

Oklahoma State IO, Missouri 9 (13)

Total Attendance: 125,628

All-Tournament Team

C Jason Jaramillo, Oklahoma State
 IB Cody Ehlers, Missouri
 (Most Outstanding Player)
 2B Rusty Ryal, Oklahoma State
 3B Josh Fields, Oklahoma State
 SS Chris Gutierrez, Oklahoma State
 OF Mike Pankratz, Baylor
 James Boone, Missouri
 Lee Laskowski, Missouri
 DH Chad Steele, Nebraska
 UT Curtis Thigpen, Texas
 P Spencer Grogan, Oklahoma State
 Garrett Broshuis, Missouri
 Mark Alexander, Missouri

2005

Oklahoma City

Wednesday, May 25

No. 6 Oklahoma State IO, No. 3 Texas 4
 No. 2 Baylor 2, No. 7 Kansas I (IO)
 No. 4 Missouri 8, No. 5 Oklahoma 7
 No. 8 Texas Tech 5, No. I Nebraska 3

Thursday, May 26

Texas 9, Kansas 0
 Nebraska 6, Oklahoma 3
 Baylor 8, Oklahoma State 3
 Missouri IO, Texas Tech I

Friday, May 27

Texas 6, Oklahoma State I
 Nebraska 2, Texas Tech I

Saturday, May 28

Baylor 9, Texas 8
 Nebraska 5, Missouri 4
 Nebraska I7, Missouri 9

Sunday, May 29

Nebraska I, Baylor 0

Total Attendance: 74,439

All-Tournament Team

C Jacob Priday, Missouri
 IB Curtis Ledbetter, Nebraska
 (Most Outstanding Player)
 2B Michael Griffin, Baylor
 3B Alex Gordon, Nebraska
 SS Seth Johnston, Texas
 OF Nick Peoples, Texas
 James Boone, Missouri
 Andy Gorch, Nebraska
 DH Zane Taylor, Missouri
 SP Randy Boone, Texas
 Brian Duesing, Nebraska
 RP Ryan LaMotta, Baylor
 UT Joe Simokaitis, Nebraska

2006

Oklahoma City

Wednesday, May 24

No. 4 Nebraska 3, No. 5 Baylor 2
 No. I Texas 4, No. 8 Texas Tech 0
 No. 6 Kansas 7, No. 3 Oklahoma 2
 No. 7 Missouri 9, No. 2 Oklahoma State 5

Thursday, May 25

Texas I6, Baylor 8
 Nebraska 6, Texas Tech 4

Friday, May 26

Missouri II, Oklahoma 0
 Kansas II, Oklahoma State 6

Saturday, May 27

Baylor 5, Texas Tech 3
 Nebraska 6, Texas 5
 Oklahoma 2I, Oklahoma State 6
 Kansas 4, Missouri 3

Sunday, May 28

Kansas 9, Nebraska 7

Total Attendance: 75,532

All-Tournament Team

C Jeff Christy, Nebraska
 IB Patrick Smart, Texas Tech
 2B Ryne Price, Kansas
 3B Erik Morrison, Kansas
 SS Beamer Weems, Baylor



OF Matt Baty, Kansas
(Most Outstanding Player)
Seth Fortenberry, Baylor
Drew Stubbs, Texas
DH Hunter Harris, Texas
P Max Scherzer, Missouri
Kenn Kaspaerk, Texas
Brett Jensen, Nebraska

2007**Oklahoma City****Wednesday, May 23**

No. 4 Nebraska 5, No. 5 Texas A&M 3
No. 1 Texas 19, No. 8 Kansas State 10
No. 7 Oklahoma 7, No. 2 Missouri 2
No. 6 Baylor 3, No. 3 Oklahoma State 1

Thursday, May 24

Texas A&M 7, Texas 3
Kansas State 5, Nebraska 1

Friday, May 25

Baylor 10, Missouri 5
Oklahoma 9, Oklahoma State 8

Saturday, May 26

Texas A&M 7, Kansas State 2
Texas 5, Nebraska 4
Missouri 13, Oklahoma State 1
Baylor 7, Oklahoma 6

Sunday, May 27

Texas A&M 14, Baylor 6

Total Attendance: 85,016

All-Tournament Team

C Craig Stinson, Texas A&M
(Most Outstanding Player)
IB Chance Wheelless, Texas
2B Brock Bond, Missouri
3B Aaron Reza, Oklahoma
SS Beamer Weems, Baylor
OF Joseph Hughes, Oklahoma
Jordan Danks, Texas
Ty Wright, Oklahoma State
DH Matt Czimskey, Baylor
P Kendal Volz, Baylor
Brad Hutt, Kansas State

2008**Oklahoma City****Wednesday, May 21**

No. 4 Missouri 3, No. 5 Texas 2 (10)
No. 8 Oklahoma 4, No. 1 Texas A&M 1
No. 6 Baylor 10, No. 3 Nebraska 4
No. 7 Kansas State 3, No. 2 Oklahoma State 2

Thursday, May 22

Texas 15, Texas A&M 9
Oklahoma 4, Missouri 3

Friday, May 23

Nebraska 5, Kansas State 2
Oklahoma State 14, Baylor 3 (7)

Saturday, May 24

Texas 11, Oklahoma 10
Texas A&M 6, Missouri 2

Oklahoma State II, Nebraska 5
Kansas State 3, Baylor 2

Sunday, May 25

Texas 15, Kansas State 7

Total Attendance: 81,331

All-Tournament Team

C Luis Flores, Oklahoma State
IB Brandon Belt, Texas
(Most Outstanding Player)
2B Jake Opitz, Nebraska
3B Nate Tenbrink, Kansas State
SS Drew Biery, Kansas State
OF Jacob Priday, Missouri
Jordan Danks, Texas
Russell Moldenhauer, Texas
DH Rebel Ridling, Oklahoma State
P Daniel Edwards, Kansas State
Andrew Doyle, Oklahoma

2009**Oklahoma City****Wednesday, May 20**

No. 4 Kansas State 5, No. 5 Kansas 4
No. 8 Baylor 14, No. 1 Texas 9
No. 3 Missouri 5, No. 6 Texas A&M 2
No. 2 Oklahoma 5, No. 7 Texas Tech 2

Thursday, May 21

Texas 9, Kansas 3
Kansas State 9, Baylor 4

Friday, May 22

Texas Tech 4, Missouri 2
Texas A&M 17, Oklahoma 15

Saturday, May 23

Baylor 8, Kansas 4
Texas 4, Kansas State 2
Missouri 5, Oklahoma 4
Texas A&M 11, Texas Tech 4

Sunday, May 24

Texas 12, Missouri 7

Total Attendance: 72,511

All-Tournament Team

C J.T. Wise, Oklahoma
IB Brandon Belt, Texas
2B Joey Hainsfurther, Baylor
SS Brandon Loy, Texas
(Most Outstanding Player)
3B Tony Thompson, Kansas
OF Ryan Lollis, Missouri
Jamie Johnson, Oklahoma
Kyle Colligan, Texas A&M
DH Dustin Dickerson, Baylor
P Chance Ruffin, Texas
Andrew Doyle, Oklahoma
Craig Fritsch, Baylor

2010**Oklahoma City****Wednesday, May 26**

No. 4 Texas A&M 9, No. 5 Texas Tech 2

No. 8 Missouri 7, No. 1 Texas 3
No. 6 Baylor 11, No. 3 Kansas State 8
No. 2 Oklahoma 3, No. 7 Kansas 2

Thursday, May 27

Texas Tech 4, Texas 2
Texas A&M 7, Missouri 2

Friday, May 28

Kansas State 10, Kansas 5
Baylor 8, Oklahoma 3

Saturday, May 29

Missouri 7, Texas Tech 3
Texas A&M 9, Texas 3
Oklahoma 13, Kansas State 2 (8)
Baylor 6, Kansas 3

Sunday, May 30

Texas A&M 5, Baylor 3 (10)

Total Attendance: 68,275

All-Tournament Team

C Daniel Dellasega, Kansas State
IB Barrett Barnes, Texas Tech
2B Raynor Campbell, Baylor
SS Brodie Greene, Texas A&M
(Most Outstanding Player)
3B Garrett Buechele, Oklahoma
OF Logan Vick, Baylor
Ryan Gebhart, Missouri
Connor Rowe, Texas
DH Matt Juengel, Texas A&M
P Willie Kempf, Baylor
Chad Bettis, Texas Tech
John Stilson, Texas A&M

2011**Oklahoma City****Wednesday, May 25**

No. 4 Oklahoma State 6, No. 5 Baylor 2
No. 8 Missouri 6, No. 1 Texas 4
No. 2 Texas A&M 10, No. 7 Texas Tech 5
No. 6 Kansas State 5, No. 3 Oklahoma 4

Thursday, May 26

Texas 6, Baylor 1
Oklahoma 3, Texas Tech 1
Missouri 6, Oklahoma State 5
Texas A&M 4, Kansas State 1

Friday, May 27

Texas 9, Oklahoma State 3
Kansas State 4, Oklahoma 3

Saturday, May 28

Texas 6, Missouri 2
Texas A&M 9, Kansas State 8 (11)
Missouri 2, Texas 1

Sunday, May 29

Texas A&M 10, Missouri 9 (10)

Total Attendance: 59,069

All-Tournament Team

C Kevin Gonzalez, Texas A&M
IB Jacob House, Texas A&M
2B Andrew Collazo, Texas A&M



(Most Outstanding Player)

- SS Brandon Loy, Texas
- 3B Jason King, Kansas State
- OF Conner Mach, Missouri
Paul Montalbano, Texas
Tyler Naquin, Texas A&M
- DH Jonah Schmidt, Missouri
- P Taylor Jungmann, Texas
Michael Wacha, Texas A&M
Kelly Fick, Missouri

2012

Oklahoma City

Wednesday, May 23

- No. 4 Oklahoma I, No. 5 Oklahoma State 0
- No. 1 Baylor II, No. 8 Kansas State I (7)
- No. 2 Texas A&M IO, No. 7 Kansas 4
- No. 6 Missouri 5, No. 3 Texas 4

Thursday, May 24

- Kansas State 5, Oklahoma State 2
- Kansas 4, Texas 2
- Oklahoma 3, Baylor 2
- Missouri 5, Texas A&M 3

Friday, May 25

- Baylor II, Kansas State 2
- Kansas 5, Texas A&M 3

Saturday, May 26

- Oklahoma 7, Baylor 2
- Missouri I2, Kansas 2 (8)

Sunday, May 27

- Missouri 8, Oklahoma 7

Total Attendance: 56,867

All-Tournament Team

- C Josh Ludy, Baylor
- IB Evan Mistich, Oklahoma
- 2B Jack Mayfield, Oklahoma
- SS Eric Garcia, Missouri
(Most Outstanding Player)
- 3B Matt Juengel, Texas A&M
- OF Dane Opel, Missouri
Blake Brown, Missouri
Tyler Naquin, Texas A&M
- DH Matt Oberste, Oklahoma
- P Dillon Overton, Oklahoma
Steven Okert, Oklahoma
Jeff Emens, Missouri

2013

Oklahoma City

Thursday, May 23

- No. 4 Oklahoma 2, No. 5 Baylor 0
- No. 1 Kansas State 4, No. 8 Texas Tech 3
- No. 6 Kansas 6, No. 3 West Virginia 2
- No. 7 TCU 8, No. 2 Oklahoma State 4

Friday, May 24

- Oklahoma 8, Texas Tech 0
- Kansas State I3, Baylor 9
- West Virginia IO, TCU 3
- Kansas 5, Oklahoma State 3

Saturday, May 25

- Texas Tech 8, Baylor 2
- Oklahoma 7, Kansas State 6 (II)
- West Virginia 6, Oklahoma State 5 (IO)
- Kansas 4, TCU 0

Sunday, May 26

- Oklahoma 7, Kansas 2

Total Attendance: 56,859

All-Tournament Team

- C Anthony Hermelyn, Oklahoma
- IB Matt Oberste, Oklahoma
- 2B Hector Lorenzana, Oklahoma
- SS Kevin Kuntz, Kansas
- 3B Garrett Carey, Oklahoma
- OF Michael Suiter, Kansas
Max White, Oklahoma
Jacob Rice, West Virginia
- DH Connor McKay, Kansas
- P Jonathan Gray, Oklahoma
(Most Outstanding Player)
Jordan Piché, Kansas
Trevor Seidenberger, TCU

2014

Oklahoma City

Wednesday, May 21

- No. 6 West Virginia IO, No. 3 Kansas 9
- No. 2 TCU 8, No. 7 Baylor 5
- No. 1 Oklahoma State I3, No. 8 Oklahoma 4
- No. 5 Texas 8, No. 4 Texas Tech 3

Thursday, May 22

- Baylor 4, Kansas 3
- Oklahoma 9, Texas Tech 8
- TCU 6, West Virginia 2
- Texas 3, Oklahoma State 0

Friday, May 23

- Baylor 9, West Virginia 4
- Oklahoma State II, Oklahoma 8

Saturday, May 24

- TCU 4, Baylor I
- Oklahoma State 3, Texas I
- Oklahoma State 6, Texas 4

Sunday, May 25

- TCU 7, Oklahoma State I

Total Attendance: 69,816

All-Tournament Team

- C Bryan Case, Oklahoma State
- IB Tanner Krietemeier, Oklahoma State
- 2B Garrett Crain, TCU
- SS Donnie Walton, Oklahoma State
- 3B Sheldon Neuse, Oklahoma
- OF Craig Aikin, Oklahoma
Cody Jones, TCU
Mark Payton, Texas
- DH Jerrick Suiter, TCU
(Most Outstanding Player)
- P Tyler Alexander, TCU
Jordan Kipper, TCU
Preston Morrison, TCU

2015

Tulsa

Wednesday, May 20

- No. 5 Texas 2, No. 4 Texas Tech I
- No. 8 Baylor 6, No. I TCU 5
- No. 6 Kansas State 7, No. 3 Oklahoma 3
- No. 2 Oklahoma State 3, No. 7 West Virginia 0

Thursday, May 21

- Texas Tech 8, TCU I
- Oklahoma 6, West Virginia I
- Texas 4, Baylor 3
- Oklahoma State IO, Kansas State I

Friday, May 22

- Baylor 5, Texas Tech 4
- Oklahoma 3, Kansas State I

Saturday, May 23

- Texas 4, Baylor 0
- Oklahoma State 5, Oklahoma I

Sunday, May 24

- Texas 6, Oklahoma State 3

Total Attendance: 57,660

All-Tournament Team

- C Tres Barrera, Texas
- IB Dustin Williams, Oklahoma State
- 2B Brooks Marlow, Texas
- SS Donnie Walton, Oklahoma State
- 3B Bret Boswell, Texas
- OF Kameron Esthay, Baylor
Taylor Alspaugh, Oklahoma
Zane Gurwitz, Texas
(Most Outstanding Player)
- DH Joe Baker, Texas
- SP Michael Freeman, Oklahoma State
- SP Parker French, Texas
- SP Connor Mayes, Texas
- RP Trey Cobb, Oklahoma State

Ties in voting resulted in three starting pitcher positions.



SEED RECORDS

Table with columns for years 1997-2006 and 2007-2015, and a Total column. Rows represent seed numbers 1-8.

^ - Won Championship * - Appeared in Championship final

Note: From 1997-98, the Championship included six teams.

The field expanded to eight teams beginning in 1999.

YEARLY TEAM RECORDS

Table with columns for years 1997-2006 and 2007-2015, and a Total column. Rows represent teams: BU, ISU, KU, K-State, MU, NU, OU, OSU, TCU, UT, TAMU, TTU, WVU.

YEARLY TEAM SEEDS

Table with columns for years 1997-2015. Rows represent seed numbers 1-8 and team abbreviations.

^ - Won Championship

* - Appeared in Championship final

SERIES RECORDS

Table with columns for School, BU, ISU, KU, K-State, MU, NU, OU, OSU, TCU, UT, TAMU, TTU, WVU, and Total. Rows represent schools.



TEAM

BATTING AVERAGE

Game .523 (23-44), Nebraska vs. Missouri, May 28, 2005
 Championship .390 (69-177), Texas Tech, 1997, 5 games

AT-BATS

Inning 15 Texas vs. Missouri, May 24, 2009
 Texas vs. Kansas State, May 23, 2007
 Texas A&M vs. Oklahoma, May 19, 2001

Game 53 Oklahoma State vs. Missouri, May 30, 2004 (13 inn)
 Championship 225 Baylor, 2003, 6 games

RUNS

Inning 11 Texas vs. Missouri, May 24, 2009
 Game 21 Oklahoma vs. Oklahoma State, May 27, 2006
 Championship 53 Oklahoma State, 1997, 4 games

HITS

Inning 9 Oklahoma State vs. Iowa State, May 18, 2001
 Game 23 Nebraska vs. Missouri, May 28, 2005
 Championship 71 Baylor, 2003, 6 games
 Oklahoma, 1997, 5 games

DOUBLES

Game 7 Kansas vs. West Virginia, May 21, 2014
 Texas Tech vs. Oklahoma, May 18, 1997
 Oklahoma vs. Missouri, May 17, 1997
 Championship 18 Oklahoma, 1997, 5 games

TRIPLES

Inning 3 Oklahoma vs. Texas Tech, May 18, 1997 (consecutive)
 Game 4 Oklahoma vs. Texas Tech, May 18, 1997
 Championship 8 Oklahoma, 1997, 5 games

HOME RUNS

Inning 3 Oklahoma State vs. Texas A&M, May 16, 1997
 Game 5 Missouri vs. Nebraska, May 17, 2000
 Oklahoma State vs. Texas A&M, May 16, 1997
 Championship 10 Texas, 2002, 6 games

RBI

Inning 10 Texas vs. Missouri, May 24, 2009
 Game 21 Oklahoma vs. Oklahoma State, May 27, 2006
 Championship 46 Texas, 2003, 6 games

STOLEN BASES

Inning 3 Several Times
 Last: Baylor vs. Oklahoma, May 28, 2004
 Game 7 Baylor vs. Texas Tech, May 20, 2000
 Baylor vs. Texas, May 20, 1999
 Championship 17 Baylor, 1997, 4 games

WALKS

Inning 4 Oklahoma State vs. Oklahoma, May 21, 2014
 Texas A&M vs. Oklahoma, May 22, 2009
 Oklahoma vs. Baylor, May 28, 2004
 Game 12 Baylor vs. Oklahoma, May 26, 2007
 Championship 36 Nebraska, 2000, 6 games

MOST STRIKEOUTS BY BATTERS

Game 16 Oklahoma vs. Baylor, May 26, 2007
 Nebraska vs. Texas, May 26, 2004
 Championship 51 Baylor, 2003, 6 games

FIELDING PERCENTAGE

Championship 1.000 Four Times
 Texas, 2011, 5 games; Kansas, 2005, 2 games;
 Missouri, 2007, 3 games; K-State, 2009, 3 games

PUTOUTS

Game 42 Baylor vs. Nebraska, May 24, 2003 (14 inn)
 Championship 172 Baylor, 2003, 6 games

ASSISTS

Game 21 Oklahoma State at Missouri, May 30, 2004
 Championship 78 Texas, 2003, 6 games

ERRORS

Inning 4 Baylor vs. Oklahoma State, May 26, 2005
 Game 9 TCU vs. West Virginia, May 24, 2013
 Championship 11 TCU, 2013, 3 games
 Texas Tech, 1998, 5 games

DOUBLE PLAYS

Game 4 Several Times
 Last: Baylor vs. Kansas, May 29, 2010
 Championship 8 Missouri, 2009, 4 games
 Baylor, 2004, 4 games
 Oklahoma, 1997, 5 games

TRIPLE PLAYS

Championship 1 Kansas vs. Texas, May 21, 2009

HIT BY PITCH

Game 5 Oklahoma vs. Kansas State, May 29, 2010
 Championship 10 Nebraska, 2005, 6 games

GAMES PLAYED

Championship 6 Nebraska, 2002, '05; Texas, 2002;
 Baylor, Texas, 2003

WINS

Championship 5 Nebraska (5-1), 2000, '05
 Texas (5-1), 2002, '03

LOWEST ERA

Championship 1.25 Oklahoma State, 2015, 4 games

HIGHEST ERA

Championship 12.60 Missouri, 1997, 2 games

SAVES

Championship 3 Baylor, 2007, 4 games
 Nebraska, 2006, 4 games

RUNS ALLOWED

Inning 11 Missouri vs. Texas, May 24, 2009
 Game 21 Oklahoma State vs. Oklahoma, May 27, 2006
 Championship 43 Oklahoma, 1997, 5 games

FEWEST EARNED RUNS ALLOWED (MIN. 3 GAMES)

Championship 5 Oklahoma State, 2015, 4 games
 Baylor, 1999, 4 games

HITS ALLOWED

Inning 9 Iowa State vs. Oklahoma State, May 18, 2001
 Game 23 Missouri vs. Nebraska, May 28, 2005
 Championship 66 Oklahoma, 1997, 5 games

FEWEST HITS ALLOWED (MIN. 3 GAMES)

Game 1 Texas vs. Baylor, May 26, 2011
 Nebraska vs. Oklahoma State, May 19, 1999
 Baylor vs. Missouri, May 19, 1999
 Championship 20 TCU, 2013, 3 games
 Oklahoma, 2010, 3 games

**HOME RUNS ALLOWED**

Inning	3	Texas A&M vs. Oklahoma State, May 16, 1997
Game	5	Nebraska vs. Missouri, May 17, 2000
Championship	8	Texas A&M vs. Oklahoma State, May 16, 1997 Texas A&M, 1997 (3 games)

STRIKEOUTS

Game	16	Baylor vs. Oklahoma, May 26, 2007 Texas vs. Nebraska, May 26, 2004
Championship	47	Texas, 2002, 6 games

WALKS ALLOWED

Inning	4	Oklahoma vs. Oklahoma State, May 21, 2014 Oklahoma vs. Texas A&M, 2009 Baylor vs. Oklahoma State, 2004
Game	12	Oklahoma vs. Baylor, May 26, 2007
Championship	31	Oklahoma State, 2014, 6 games

FEWEST WALKS ALLOWED (MIN. 3 GAMES)

Championship	3	Kansas State, 2015, 3 games Missouri, 2006 & 2008, 3 games
--------------	---	---

INNINGS PITCHED

Game:	14	Baylor vs. Nebraska, May 24, 2003
Championship:	57.1	Baylor, 2003, 6 games

HIT BATTERS

Game	5	Kansas State vs. Oklahoma, May 29, 2010
Championship	10	Texas, 2003, 6 games

COMPLETE GAMES

Championship	3	Texas, 2015
--------------	---	-------------

SHUTOUTS

Championship	2	Oklahoma, 2013
--------------	---	----------------

CONSECUTIVE INNINGS PITCHED WITHOUT AN EARNED RUN

Championship	21.0	Oklahoma, 2013
--------------	------	----------------

INDIVIDUAL**BATTING AVERAGE (MIN. 2 AB PER TEAM GAME)**

Championship	.750	Tyler Neslony (6-8), Texas Tech, 2014 Cameron Seitzer (6-8), Oklahoma, 2011 Chance Wheelless (9-12), Texas, 2007 Jeremy Dodson (6-8), Baylor, 1997
--------------	------	---

AT-BATS

Game	7	Several Times (Last by: Josh Fields, Oklahoma State vs. Missouri, May 30, 2004)
Championship	29	Tim Moss, Texas, 2002, 6 games

RUNS

Game	4	Several Times (Last by: Jordan Danks, Texas vs. Kansas State, May 23, 2007)
Championship	9	Several Times (Last by: Brandon Belt, Texas, 2009)

HITS

Game	5	Jacob House, Texas A&M vs. Texas Tech, May 25, 2011; Curtis Ledbetter, Nebraska vs. Missouri, May 28, 2005; Curtis Thigpen, Texas vs. Baylor, May 25, 2003
Championship	14	Dustin Majewski, Texas, 2002, 6 games, 27 ABs

DOUBLES

Game	3	Tucker Tharp, Kansas vs. West Virginia, May 21, 2014 J.T. Wise, Oklahoma vs. Texas A&M, May 22, 2009
Championship	5	Brandon Toro, Texas Tech, 1997, 5 games

TRIPLES

Game	2	Several Times (Last by: Danny Black, Oklahoma vs. Baylor, May 29, 2010)
Championship	2	Several Times (Last by: Danny Black, Oklahoma/ Brooks Pinckard, Baylor, 2010)

HOME RUNS

Game	2	Several Times. (Last by: Matt Oberste, Oklahoma vs. Baylor, May 26, 2012; Josh Ludy, Baylor vs. K-State, May 23, 2012)
Championship	5	Dan Johnson, Nebraska, 2001

GRAND SLAMS

Inning, Game,	1	Seven Times
Championship		Last By: Zach Fish, Oklahoma State, May 21, 2014

RBI

Inning	4	Several Times (Last by: Zach Fish, Oklahoma State, May 21, 2014)
Game	6	Six Times (Last by: Zach Fish, Oklahoma State, May 21, 2014)
Championship	13	Dan Johnson, Nebraska, 2001, 4 games

STOLEN BASES

Game	3	Several Times (Last by: Tyler Naquin, Texas A&M vs. Kansas & Nathan Orf, Baylor vs. Kansas State, May 25, 2012)
Championship	6	John Cole, Nebraska, 2001, 4 games

SLUGGING PERCENTAGE (MIN. 2 AT-BATS PER GAME)

Championship	1.727	Josh Ludy (19 TB, 11 AB), Baylor, 2012, 4 games
--------------	-------	---

WALKS

Game	4	Donnie Walton, Oklahoma State vs. Kansas, May 24, 2013; Wade Hinkle, Kansas State vs. Oklahoma State, May 24, 2012
Championship	8	Keith Ginter, Texas Tech, 1997, 5 games

STRIKEOUTS

Game	4	Several Times
Championship	9	Kevin Sevigny, Baylor, 2003, 6 games; Aaron Gozart, Nebraska, 2000, 6 games

PUTOUTS

Game	17	Several Times (Last by: Ryan McBroom, West Virginia vs. TCU, May 22, 2014)
Championship	65	Jeff Ontiveros, Texas, 2002, 6 games

ASSISTS

Game	10	Shelby Ford, Oklahoma State vs. Missouri, May 24, 2006
Championship	22	Keith Ginter, Texas Tech, 1998, 5 games

ERRORS

Inning, Game	4	Paul Witt, Baylor vs. Oklahoma State, May 26, 2005
Championship	8	Paul Witt, Baylor, 2005, 4 games

HIT BY PITCH

Game	3	Gregg Alcazar, Texas A&M, May 29, 2010
Championship	4	Three times Cody Reine, Oklahoma, 2012, 3 games Josh Ludy, Baylor, 2012, 3 games Jeff Ontiveros, Texas, 2002, 6 games

LONGEST HITTING STREAK (CAREER)

Championship	12	Dustin Majewski, Texas, 2002-03
--------------	----	---------------------------------

WINS

Championship 2 Several Times (Last by: Parker French, Texas, 2015, 2 games)

LOSSES

Championship 2 Mitch Walter, Kansas State, 2002
Chase Bayuk, Kansas State, 2007

LOWEST ERA (MIN. 5 IP)

Championship 0.00 Several Times (Last: Four times, 2015)

SAVES

Championship 3 Nick Cassavechia, Baylor, 2007
Brent Jensen, Nebraska, 2006

APPEARANCES

Championship 4 Several Times (Last by: Alex Hackerott, Oklahoma State, 2014)

STRIKEOUTS

Game 13 Kendal Volz, Baylor vs. Oklahoma, May 26, 2007
Championship 15 Dillon Overton, Oklahoma, 2012, 11.2 innings, 2 games

INNINGS PITCHED

Game 10.0 D.J. Jones, Texas vs. Missouri, May 21, 1999
Championship 15.2 Brian Duensing, Nebraska, 2005, 2 games

HIT BATTERS

Game 3 Jonathan Gray, Oklahoma vs. Baylor, May 26, 2012
Shawn Tolleson, Baylor vs. Nebraska, May 21, 2008
Steve Gooch, Texas Tech vs. Kansas State, May 22, 2002
Championship 3 Several Times (Last by: Jonathan Gray, Oklahoma, May 26, 2012)

COMPLETE GAMES

Championship 1 43 times (Last: Five times, 2015)

INNINGS PITCHED WITHOUT AN EARNED RUN

Championship 14.2 Jason Jennings, Baylor, 1999

CONSECUTIVE INNINGS PITCHED WITHOUT AN EARNED RUN

Championship 18.2 Ryan LaMotta, Baylor, 2003-05, 5 games

SUPERLATIVES

LONGEST WINNING STREAKS

12, Nebraska, May 18, 2000-May 25, 2002
11, Texas A&M, May 22, 2009-May 23, 2012

LONGEST LOSING STREAKS

9, Oklahoma State, May 26, 2005-May 23, 2008
7, Oklahoma State, May 26, 2011-May 25, 2013
7, Kansas, May 20, 2009-May 23, 2012
6, Texas Tech, May 26, 2005-May 20, 2009

SHUTOUTS (15)

Oklahoma State vs. West Virginia, 3-0, May 20, 2015
Texas vs. Baylor, 4-0, May 23, 2015
Texas vs. Oklahoma State, 3-0, May 22, 2014
Kansas vs. TCU, 4-0, May 25, 2013
Oklahoma vs. Texas Tech, 8-0, May 24, 2013
Oklahoma vs. Baylor, 2-0, May 23, 2013
Missouri vs. Texas, 5-0, May 23, 2012
Oklahoma vs. Oklahoma State, 1-0, May 23, 2012
Texas vs. Texas Tech, 4-0, May 24, 2006

Missouri vs. Oklahoma, 11-0, May 26, 2006 (7 inn.)
Texas vs. Kansas, 9-0, May 26, 2005
Nebraska vs. Baylor, 1-0, May 29, 2005*
Baylor vs. Missouri, 11-0, May 21, 2003
Nebraska vs. Oklahoma State, 5-0, May 19, 1999
Baylor vs. Missouri, 2-0, May 19, 1999

ONE-HITTERS (3)

Texas vs. Baylor, May 26, 2011
Nebraska vs. Oklahoma State, May 19, 1999
Baylor vs. Missouri, May 19, 1999

COMPLETE GAMES (43)

Connor Mayes, Texas, May 23, 2015
Michael Freeman, Oklahoma State, May 21, 2015
Ty Culbreth, Texas, May 21, 2015
Drew Tolson, Baylor, May 21, 2015
Parker French, Texas, May 20, 2015
Tyler Alexander, TCU, May 25, 2014 vs. OSU*
Preston Morrison, TCU, May 22, 2014 vs. WVU
Trey Masek, Texas Tech, May 23, 2013 vs. K-STATE
Jonathan Gray, Oklahoma, May 23, 2013 vs. BU
Dillon Newman, Baylor, May 23, 2013 vs. OU
Thomas Taylor, Kansas, May 25, 2012 vs. TAMU
Ross Stripling, Texas A&M, May 25, 2012 vs. KU
Josh Turley, Baylor, May 23, 2012, vs. K-STATE (7 inn.)
Andrew Heaney, Oklahoma State, May 23, 2012 vs. OU
Taylor Jungmann, Texas, May 26, 2011 vs. BU
Nick Tepesch, Missouri, May 26, 2010 vs. UT
Chance Ruffin, Texas, May 21, 2009 vs. KU
Andrew Doyle, Oklahoma, May 21, 2008 vs. TAMU
Max Scherzer, Missouri, May 26, 2006 vs. OU (7 inn.)
Randy Boone, Texas, May 26, 2005 vs. KU
Johnny Dorn, Nebraska, May 27, 2005 vs. TTU
Tanner McElroy, Texas Tech, May 27, 2005 vs. NU
Thomas Cowley, Oklahoma State, May 26, 2004 vs. TAMU
Danny Hill, Missouri, May 27, 2004 vs. BU (7 inn.)
Spencer Grogan, Oklahoma State, May 28, 2004 vs. NU
Steven White, Baylor, May 21, 2003 vs. MU (7 inn.)
J.P. Howell, Texas, May 22, 2003 vs. TAMU
Sam LeCure, Texas, May 24, 2003 vs. TAMU
Kyle Parcus, Texas A&M, May 22, 2002 vs. UT
Brandon Roberson, Texas Tech, May 16, 2001 vs. OU
Mark Roberts, Oklahoma, May 18, 2001 vs. TTU
Nick McCurdy, Oklahoma State, May 18, 2001 vs. ISU
Kevin Tracey, Texas Tech, May 18, 2000 vs. TAMU
Beau Hale, Texas, May 18, 2000 vs. BU
Kyle Evans, Baylor, May 18, 2000 vs. UT
Scott Fries, Nebraska, May 19, 2000 vs. OU
Chad Wiles, Nebraska, May 19, 1999 vs. OSU
Justin Stine, Missouri, May 19, 1999 vs. BU
Jason Jennings, Baylor, May 19, 1999 vs. MU
Casey Fossum, Texas A&M, May 20, 1999 vs. OSU
Chad Hawkins, Baylor, May 22, 1999 vs. MU
Jason Gooding, Texas Tech, May 15, 1997 vs. MU
Blank, Texas A&M, May 15, 1997 vs. OU

5-HIT GAMES (3)

Jacob House, Texas A&M, May 25, 2011 vs. TTU
Curtis Ledbetter, Nebraska, May 28, 2005 vs. MU
Curtis Thigpen, Texas, May 25, 2003 vs. BU*

5-RBI GAMES (18)

Tim Proudfoot, Texas Tech, May 25, 2013 vs. BU
Dane Opel, Missouri, May 26, 2012 vs. KU
Zach Johnson, Oklahoma State, May 26, 2011 vs. MU
Brett Parsons, Texas A&M, May 22, 2009 vs. OU
Jacob Priday, Missouri, May 26, 2007 vs. OSU
Rebel Riding, Oklahoma State, May 27, 2006 vs. OU
J.C. Field, Missouri, May 26, 2006 vs. OU



Cody Ehlers, Missouri, May 27, 2004 vs. BU
 James Boone, Missouri, May 20, 2004 vs. OSU
 Dustin Majewski, Texas, May 24, 2003 vs. TAMU
 Rusty McNamara, Oklahoma State, May 16, 1997 vs. TAMU
 Jason Landreth, Texas Tech, May 15, 1997 vs. MU

6-RBI GAME (6)

Zach Fish, Oklahoma State, May 21, 2014 vs. OU
 Josh Ludy, Baylor, May 23, 2012 vs. K-STATE
 Rebel Riding, Oklahoma State, May 23, 2008 vs. BU
 Andy Gerch, Nebraska, May 28, 2005 vs. MU
 Jake Bollig, Oklahoma State, May 18, 2001 vs. ISU
 R. Hubele, Texas, May 17, 2000 vs. TTU

MULTI-HOME RUN GAMES (19)

Matt Oberste, Oklahoma, May 26, 2012, vs. BU
 Josh Ludy, Baylor, May 23, 2012, vs. K-STATE
 Garrett Buechele, Oklahoma, May 29, 2010, vs. K-STATE
 Matt Juengel, Texas A&M, May 29, 2010, vs. UT
 Barrett Barnes, Texas Tech, May 27, 2010, vs. UT
 Logan Vick, Baylor, May 26, 2010, vs. K-STATE
 Rebel Riding, Oklahoma State, May 23, 2008, vs. BU
 Beamer Weems, Baylor, May 25, 2006, vs. UT
 Erik Morrison, Kansas, May 26, 2006, vs. OSU
 Jacob Friday, Missouri, May 28, 2005, vs. NU
 Casey Spanish, Kansas, May 21, 2003, vs. NU
 Seth Johnston, Texas, May 22, 2003, vs. TAMU
 Dustin Majewski, Texas, May 24, 2003, vs. TAMU
 Greg Dobbs, Oklahoma, May 16, 2001, vs. TTU
 Dan Johnson, Nebraska, May 19, 2001, vs. OSU
 Dan Johnson, Nebraska, May 20, 2001, vs. TAMU*
 Landon Brandes, Missouri, May 17, 2000, vs. NU
 Ryan Shackelford, Oklahoma, May 18, 1997 vs. OSU*
 Rusty McNamara, Oklahoma State, May 16, 1997 vs. TAMU

GRAND SLAMS (7)

Zach Fish, Oklahoma State, May 21, 2014 vs. OU
 Cameron Rupp, Oklahoma, May 24, 2009 vs. MU*
 Rebel Riding, Oklahoma State, May 23, 2008 vs. BU
 Drew Sutton, Baylor, May 28, 2004 vs. OU
 Craig Stinson, Texas A&M, May 24, 2007 vs. UT
 Adam Shabala, Nebraska, May 17, 2000 vs. MU
 Jace Brewer, Baylor, May 20, 1999 vs. UT

BACK-TO-BACK HOME RUNS (1)

Ryan McBroom & Brady Wilson, West Virginia, May 25, 2013 vs. OSU (6th inning)

EXTRA INNING GAMES (14; 5 Championship Games)

Oklahoma 7, Kansas State 6 (11), May 25, 2013
 West Virginia 6, Oklahoma State 5 (10), May 25, 2013
 Texas A&M 10, Missouri 9 (10), May 29, 2011*
 Texas A&M 9, Kansas State 8 (11), May 28, 2011
 Texas A&M 5, Baylor 3 (10), May 30, 2010*
 Missouri 3, Texas 2 (10), May 21, 2008
 Baylor 2, Kansas 1 (10), May 25, 2005
 Oklahoma State 10, Missouri 9 (13), May 30, 2004*
 Texas 10, Baylor 8 (10), May 25, 2003*
 Baylor 7, Nebraska 5 (14), May 24, 2003
 Missouri 4, Kansas 3 (11), May 22, 2003
 Texas 9, Nebraska 6 (10), May 25, 2002*
 Missouri 5, Texas 4 (11), May 21, 1999
 Missouri 8, Texas Tech 12, May 20, 1999

LARGEST MARGIN OF VICTORY

Non-Championship Game

15 - Oklahoma 21, Oklahoma State 6, May 27, 2006

Championship Game

8 - Nebraska 11, Baylor 3, May 21, 2000

*Championship Game

CHAMPIONSHIP SITE HISTORY

YEAR	VENUE	LOCATION
2020	Chickasaw Bricktown Ballpark	Oklahoma City
2019	Chickasaw Bricktown Ballpark	Oklahoma City
2018	Chickasaw Bricktown Ballpark	Oklahoma City
2017	Chickasaw Bricktown Ballpark	Oklahoma City
2016	Chickasaw Bricktown Ballpark	Oklahoma City
2015	ONEOK Field	Tulsa
2014	Chickasaw Bricktown Ballpark	Oklahoma City
2013	Chickasaw Bricktown Ballpark	Oklahoma City
2012	Chickasaw Bricktown Ballpark	Oklahoma City
2011	AT&T Bricktown Ballpark	Oklahoma City
2010	AT&T Bricktown Ballpark	Oklahoma City
2009	AT&T Bricktown Ballpark	Oklahoma City
2008	AT&T Bricktown Ballpark	Oklahoma City
2007	AT&T Bricktown Ballpark	Oklahoma City
2006	AT&T Bricktown Ballpark	Oklahoma City
2005	AT&T Bricktown Ballpark	Oklahoma City
2004	Amerquest Field in Arlington	Arlington, Texas
2003	AT&T Bricktown Ballpark	Oklahoma City
2002	Amerquest Field in Arlington	Arlington, Texas
2001	AT&T Bricktown Ballpark	Oklahoma City
2000	AT&T Bricktown Ballpark	Oklahoma City
1999	AT&T Bricktown Ballpark	Oklahoma City
1998	AT&T Bricktown Ballpark	Oklahoma City
1997	All Sports Stadium	Oklahoma City

CHAMPIONSHIP ATTENDANCE

YEAR	GAMES/SESSION	ATTENDANCE	AVERAGE	CHAMP GAME
2015	13	57,660	4,435	4,976
2014	14	69,816	4,987	7,686
2013	13	56,859	4,373	5,967
2012	13	56,867	4,374	6,343
2011	14	59,069	4,219	4,416
2010	12	68,275	5,689	5,277
2009	13	72,511	5,577	5,316
2008	13	81,331	6,256	5,876
2007	13	85,016	6,539	5,713
2006	13	75,532	5,579	5,282
2005	14	74,439	5,317	5,862
2004	13	125,628	9,663	9,751
2003	15	86,629	5,775	5,260
2002	14	150,196	10,728	13,327
2001	13	105,053	8,081	7,103
2000	14	126,482	9,034	5,200
1999	13	129,334	9,948	10,252
1998	11	113,108	10,282	8,864
1997	11	56,742	5,158	5,400

PLAYER OF THE YEAR

- 1997 Joe Dillon, Texas Tech, Sr., IB
- 1998 Jason Jennings, Baylor, So., P
Jason Tyner, Texas A&M, Jr., OF
- 1999 Jason Jennings, Baylor, Jr., P/DH
- 2000 Shane Komine, Nebraska, So., P
- 2001 Kelly Shoppach, Baylor, So., C
- 2002 Jed Morris, Nebraska, Jr., C
- 2003 Matt Hopper, Nebraska, Sr., INF
- 2004 Alex Gordon, Nebraska, So., 3B
- 2005 Alex Gordon, Nebraska, Jr., 3B
- 2006 Tyler Mach, Oklahoma State, Jr., 3B
Drew Stubbs, Texas, Jr., OF
- 2007 Kyle Russell, Texas, So., OF
- 2008 Jose Duran, Texas A&M, Jr., SS
- 2009 J.T. Wise, Oklahoma, Sr., C
- 2010 Nick Martini, Kansas State, So., OF
Aaron Senne, Missouri, Sr., INF
Tyler Naquin, Texas A&M, So., OF
- 2011 Tyler Naquin, Texas A&M, So., OF
- 2012 Josh Ludy, Baylor, Sr., C
- 2013 Ross Kivett, Kansas State, Jr., INF
- 2014 Zach Fish, Oklahoma State, Jr., OF
- 2015 Cody Jones, TCU, Sr., OF

PITCHER OF THE YEAR

- 2001 Shane Komine, Nebraska, Jr.
- 2002 Justin Simmons, Texas, So.
- 2003 Aaron Marsden, Nebraska, Jr.
- 2004 J.P. Howell, Texas, Jr.
- 2005 Max Scherzer, Missouri, So.
- 2006 Kyle McCulloch, Texas, Jr.
- 2007 Adrian Alaniz, Texas, Jr.
- 2008 Aaron Crow, Missouri, Jr.
- 2009 A.J. Morris, Kansas State, Jr.
- 2010 Cole Green, Texas, Jr.
- 2011 Taylor Jungmann, Texas, Jr.
- 2012 Andrew Heaney, Oklahoma State, Jr.
- 2013 Harrison Musgrave, West Virginia, So.
- 2014 Preston Morrison, TCU, Jr.
- 2015 Michael Freeman, Oklahoma State, Sr.

FRESHMAN OF THE YEAR

- 1997 Josh Bard, Texas Tech, C
- 1998 Matt Smith, Oklahoma State, P
- 1999 Shane Komine, Nebraska, P
- 2003 Taylor Teagarden, Texas, C
- 2006 Roger Kieschnick, Texas Tech, OF
- 2007 Trevor Coleman, Missouri, C
- 2008 Chance Ruffin, Texas, RHP
- 2009 Garrett Buechele, Oklahoma, INF
- 2010 Barrett Barnes, Texas Tech, INF
- 2011 Erich Weiss, Texas, 3B
- 2012 Parker French, Texas, RHP
- 2013 Jake Matthys, Kansas State, RHP
- 2014 Sheldon Neuse, Oklahoma, INF
- 2015 Connor Wanhanen, TCU, DH/OF

FRESHMAN PLAYER OF THE YEAR

- 2000 Matt Hopper, Nebraska, INF
- 2001 Omar Quintanilla, Texas, SS
- 2002 J.D. Reininger, Texas, DH/3B
- 2004 Drew Stubbs, Texas, OF
- 2005 Corey Brown, Oklahoma State, OF

FRESHMAN PITCHER OF THE YEAR

- 2000 Zane Carlson, Baylor
- 2001 Joe Weaver, Oklahoma State
Justin Simmons, Texas
- 2002 Huston Street, Texas
- 2004 Jason Meyer, Texas A&M
- 2005 Johnny Dorn, Nebraska

NEWCOMER OF THE YEAR

- 1997 Keith Ginter, Texas Tech, Jr., 2B
- 1998 Craig Kuzmic, Texas A&M, Jr., INF
- 1999 Jody Harris, Missouri, Jr., P
- 2002 Aaron Marsden, Nebraska, Jr., P
- 2003 Scott Beerer, Texas A&M, Jr., P
- 2004 Ole Sheldon, Oklahoma, Jr., IB
- 2005 Joba Chamberlain, Nebraska, So., P
- 2006 Tyler Mach, Oklahoma State, Jr., 3B
- 2007 Brandon Hicks, Texas A&M, Jr., INF
David Newmann, Texas A&M, Jr., LHP
Jose Duran, Texas A&M, Jr., SS
David Narodowski, Kansas, Jr., SS
- 2010 John Stilson, Texas A&M, So., RHP
- 2011 Zach Johnson, Oklahoma State, Jr., INF
- 2012 Nathan Orf, Baylor, Jr., DH/OF
- 2013 Jordan Piché, Kansas, Jr., RHP
- 2014 Adam Kirsch, Texas Tech, Sr., DH
- 2015 Ben Krauth, Kansas, Jr., LHP

NEWCOMER PLAYER OF THE YEAR

- 2000 Dan Johnson, Nebraska, Jr., IB
- 2001 Greg Dobbs, Oklahoma, Jr., UTL

NEWCOMER PITCHER OF THE YEAR

- 2000 Charlie Thames, Texas, Jr.
- 2001 Gerrit Simpson, Texas, Jr.

COACH OF THE YEAR

- 1997 Larry Hays, Texas Tech
- 1998 Mark Johnson, Texas A&M
- 1999 Mark Johnson, Texas A&M
- 2000 Steve Smith, Baylor
- 2001 Dave Van Horn, Nebraska
- 2002 Augie Garrido, Texas
- 2003 Mike Anderson, Nebraska
- 2004 Augie Garrido, Texas
- 2005 Mike Anderson, Nebraska
- 2006 Augie Garrido, Texas
- 2007 Tim Jamieson, Missouri
Augie Garrido, Texas
- 2008 Rob Childress, Texas A&M
- 2009 Brad Hill, Kansas State
- 2010 Augie Garrido, Texas
- 2011 Augie Garrido, Texas
Rob Childress, Texas A&M
- 2012 Steve Smith, Baylor
- 2013 Brad Hill, Kansas State
- 2014 Josh Holliday, Oklahoma State
- 2015 Jim Schlossnagle, TCU

SCHOLAR-ATHLETE OF THE YEAR

- 2013 Jared King, K-State
- Jantzen Witte, TCU
- 2014 Doug Ashby, Baylor
- 2015 Logan Brown, Baylor

SPECIAL RECOGNITION AWARD

- 2001 Lyle Smith, Iowa State

A Pitcher of the Year award was not established until 2001. A Newcomer Pitcher of the Year was named in 2000 and 2001 and is included with overall Newcomer of the Year totals. A Freshman Pitcher of the Year was named from 2000-02 and 2004-06 and is included with overall Freshman of the Year totals.

TWO-TIME PLAYER OF THE YEAR SELECTIONS

- Alex Gordon, Nebraska, INF, 2005-04
- Jason Jennings, Baylor, SP/UTL, 1999-98

THREE-TIME ALL-BIG 12 FIRST TEAM SELECTIONS (7)

- Jason Jennings, Baylor, SP/UTL/RP, 1999-98-97
- Casey Bookout, Oklahoma, DH, 1999-98-97
- Matt Hopper, Nebraska, INF/DH, 2003-01-00
- Huston Street, Texas, RP, 2004-03-02
- Drew Stubbs, Texas, OF, 2006-05-04
- Jacob Friday, Missouri, DH, 2008-07-06
- Preston Morrison, TCU, SP, 2013-15

TWO-TIME ALL-BIG 12 FIRST TEAM SELECTIONS (47)

- Shane Wright, Texas Tech, SP, 1998-97
- Ryan Rupe, Texas A&M, SP, 1998-97
- Keith Ginter, Texas Tech, INF, 1998-97
- Jason Tyner, Texas A&M, OF, 1998-97
- Geoff Geary, Oklahoma, SP/RP, 1998-97
- Casey Fossum, Texas A&M, SP, 1999-98
- Jon Topolski, Baylor, OF, 1999-98
- Josh Bard, Texas Tech, C, 1999-98
- Josh Holliday, Oklahoma State, INF/C, 1999-98
- Brandon Roberson, Texas Tech, SP/RP, 2001-1999
- Shane Komine, Nebraska, SP, 2001-00
- Dan Johnson, Nebraska, INF, 2001-00
- Pat Maloney, Kansas State, OF, 2002-01
- Aaron Marsden, Nebraska, SP, 2003-02
- Chris Durbin, Baylor, OF, 2003-01
- Omar Quintanilla, Texas, INF, 2003-01
- J.P. Howell, Texas, SP, 2004-03
- Jason Jaramillo, Oklahoma State, C, 2004-03
- Alex Gordon, Nebraska, INF, 2005-04
- J. Brent Cox, Texas, RP, 2005-04
- Cameron Blair, Texas Tech, INF, 2005-04
- Kyle McCulloch, Texas, SP, 2006-05
- Corey Brown, Oklahoma State, OF, 2007-05
- Tyler Mach, Oklahoma State, INF, 2007-06
- Chance Wheelless, Texas, INF, 2007-06
- Johnny Dorn, Nebraska, SP, 2008-05
- Jordy Mercer, Oklahoma State, UTL, 2008-06
- Aaron Crow, Missouri, SP, 2008-07
- Aaron Senne, Missouri, INF/OF, 2010-08
- Garrett Buechele, Oklahoma, INF, 2011-10
- Brooks Pinckard, Baylor, UTL, 2011-10
- Max Muncy, Baylor, INF, 2012-11
- Corey Knebel, Texas, RP, 2012-11
- Erich Weiss, Texas, INF, 2012-11
- Tyler Naquin, Texas A&M, OF, 2012-11
- Ross Stripling, Texas A&M, SP, 2012-11
- Barrett Barnes, Texas Tech, OF, 2012-11
- Nathan Orf, Baylor, DH, 2013-12
- Shane Conlon, Kansas State, INF, 2013, 15
- Zach Fish, Oklahoma State, OF, 2014-13
- Vince Wheeland, Oklahoma State, RHP, 2014-13
- Mark Payton, Texas, OF, 2014-13
- Sheldon Neuse, Oklahoma, INF, 2014-15**
- Gage Green, Oklahoma State, C, 2014-15
- Donnie Walton, Oklahoma State, INF, 2014-15**
- Riley Ferrell, TCU, 2014-15
- Eric Gutierrez, Texas Tech, INF, 2014-15

FRESHMEN ALL-BIG 12 FIRST TEAM SELECTIONS (20)

- Jason Jennings, Baylor, RP - 1997
- Matt Hopper, Nebraska, DH - 2000
- Zane Carlson, Baylor, RP - 2000
- Omar Quintanilla, Texas, INF - 2001
- Joe Weaver, Oklahoma, RP - 2001
- Huston Street, Texas, RP - 2002
- Carson Kainer, Texas, OF - 2004



Drew Stubbs, Texas, OF - 2004
 Jason Meyer, Texas A&M, SP - 2004
 Johnny Dorn, Nebraska, SP - 2005
 Corey Brown, Oklahoma State, OF - 2005
 Jordy Mercer, Oklahoma State, UTL - 2006
 Roger Kieschnick, Texas Tech, OF - 2006
 Corey Knebel, Texas, RP - 2011
 Erich Weiss, Texas, INF - 2011
 Krey Bratsen, Texas A&M, OF - 2011
 David Paiz, Texas Tech, UTL - 2011
 Jake Matthys, Kansas State, RHP - 2013
 Sheldon Neuse, Oklahoma, INF - 2014
 Connor Wanhanen, TCU, DH/OF - 2015

1997**FIRST TEAM**

IB Joe Dillon, TTU, Sr.
 2B Keith Ginter, TTU, Jr.
 SS Heath Schesser, K-STATE, Jr.
 3B Rusty McNamara, OSU, Sr.
 C Javier Flores, OU, Sr.
 OF Francis Collins, NU, Jr.
 Jeff Guiel, OSU, Sr.
 Jason Tyner, TAMU, So.
 DH Casey Bookout, OU, So.
 UT Todd Sears, NU, Jr.
 SP Kris Lambert, BU, Sr.
 Scott Williamson, OSU, Jr.
 Ryan Rupe, TAMU, Jr.
 Jason Gooding, TTU, Jr.
 Shane Wright, TTU, So.
 RP Jason Jennings, BU, Fr.
 Geoff Geary, OU, Jr.

SECOND TEAM

IB Jason Bichelmeyer, K-STATE, Sr.
 Tony Lucca, OSU, Jr.
 2B Billy Gasparino, OSU, So.
 SS Joe DeMarco, KU, Sr.
 3B Jason Stephens, TAMU, Sr.
 C Josh Bard, TTU, Fr.
 OF Jon Topolski, BU, So.
 Mark Cridland, UT, Jr.
 Brett Loeffler, UT, So.
 Johnny Hunter, TAMU, Sr.
 DH Scott Poepard, K-STATE, Sr.
 UT Kip Harkrider, UT, Jr.
 Josh Holliday, OSU, So.
 SP Eric Yanz, KSU, Sr.
 Jon Adkins, OSU, So.
 Monty Ward, TTU
 Jeff Andra, OU, Jr.
 RP Brett Bergman, BU, Jr.
 Josh Wingerd, KU, Sr.
 David Johnson, K-STATE, Jr.

HONORABLE MENTION

Baylor: James Blair, OF; Jeremy Dodson, OF; Eric Nelson, 2B
Iowa State: Aaron Runk, OF; Guye Senjem, C; Bill Uelmen, 3B
Kansas: Justin Headley, OF; Aaron Wilmes, DH
Missouri: Ryan Fry, OF; Griffin Moore, SS; Matt Nivens, OF
Nebraska: Steve Fish, P
Oklahoma: Brian Shackelford, UT; Derek Wathan, SS
Oklahoma State: Marques Davis, P
Texas Tech: Brad Ralston, P; Brandon Toro, OF

Player of the Year: Joe Dillon, TTU
Newcomer of the Year: Keith Ginter, TTU
Freshman of the Year: Josh Bard, TTU
Coach of the Year: Larry Hays, TTU

1998**FIRST TEAM**

IB Charley Carter, BU, Sr.
 IF Keith Ginter, TTU, Sr.
 Corey Hart, OU, Sr.
 Griffin Moore, MU, Sr.
 Derek Wathan, OU, Jr.
 Craig Kuzmic, TAMU, Jr.
 C Josh Bard, TTU, So.
 Josh Holliday, OSU, Jr.
 OF Ryan Fry, MU, Sr.
 Willy Hill, OU, Sr.
 Jason Tyner, TAMU, Jr.
 Jon Topolski, BU, Jr.
 DH Casey Bookout, OU, Jr.
 UT Jason Jennings, BU, So.
 SP Kip Wells, BU, Jr.
 Ryan Rupe, TAMU, Sr.
 Casey Fossum, TAMU, So.
 Geoff Geary, OU, Sr.
 Shane Wright, TTU, Jr.
 RP Danny Prata, OSU, Jr.
 Chris George, MU, Jr.

SECOND TEAM

IB John Scheschuk, TAMU, Jr.
 IF Kevin Jordan, TTU, Jr.
 Billy Gasparino, OSU, Jr.
 Jose Montenegro, OU, Sr.
 Bill Uelmen, ISU, Sr.
 Jason Huth, TTU, Jr.
 C Scott Sandusky, TAMU, Sr.
 OF Mark Cridland, UT, Sr.
 Clint Wyrick, KU, Sr.
 Ryan Ruiz, TTU, Jr.
 James Blair, BU, Jr.
 Aaron Runk, ISU, So.
 DH Tony Lucca, OSU, Sr.
 SP Justin Stine, MU, Jr.
 Jon Adkins, OSU, Jr.
 Matt Smith, OSU, Fr.
 Kevin Olsen, OU, Sr.
 RP Eric French, TAMU, Sr.
 Andy Silva, KSU, Jr.

HONORABLE MENTION

Baylor: Jeremy Dodson, OF; Eric Nelson, 2B
Iowa State: Steve Larkin, RP; Shawn Leimbek, IB
Kansas: Josh Dimmick, C
Kansas State: Yancy Ayres, C; Josh Marn, 3B; Eric Sommerhauser, OF
Missouri: Jake Epstein, DH; Brian Schmidt, SS
Nebraska: Matthew Schuldt, P
Oklahoma: Richard Park, DH
Oklahoma State: Thom Dreier, P; Marc Fournier, OF; Kevin Lucas, SS
Texas: Scott Dunn, P
Texas Tech: Monty Ward, P

Players of the Year: Jason Jennings, BU;
 Jason Tyner, TAMU
Newcomer of the Year: Craig Kuzmic, TAMU
Freshman of the Year: Matt Smith, OSU
Coach of the Year: Mark Johnson, TAMU

1999**FIRST TEAM**

IB Ken Harvey, NU, Jr.
 2B Eric Nelson, BU, Sr.
 SS Jason Moore, UT, So.
 3B Josh Holliday, OSU, Sr.
 UT Billy Gasparino, OSU, Sr.
 C Josh Bard, TTU, Jr.
 OF Lamont Matthews, OSU, Jr.
 Daylan Holt, TAMU, So.
 Kasey Weishaar, K-STATE, So.
 Jon Topolski, BU, Sr.
 DH Casey Bookout, OU, Sr.
 SP Casey Fossum, TAMU, Jr.
 Jason Jennings, BU, Jr.
 Matt Smith, OSU, So.
 Jody Harris, MU, Jr.
 RP Brandon Roberson, TTU, Jr.
 Chris Russ, TAMU, So.

SECOND TEAM

IB John Scheschuk, TAMU, Sr.
 2B Kevin Lucas, OSU, Sr.
 SS Zach Lekse, OU, Jr.
 3B Aaron Wilson, MU, Sr.
 UT Steve Scarborough, TAMU, Jr.
 C Shawn Schumacher, TAMU, Sr.
 OF Aaron Runk, ISU, Jr.
 Ryan Ruiz, TTU, Sr.
 Bobby Walters, OU, Sr.
 Steven Truitt, TAMU, Jr.
 DH Richard Park, OU, Jr.
 SP Shane Wright, TTU, Sr.
 Chance Caple, TAMU, Jr.
 Justin Stine, MU, Sr.
 Jared Hoerman, OU, Sr.
 RP Tim Johnson, KSU, Sr.
 Jeff Bajenaru, OU, Jr.

HONORABLE MENTION

Baylor: Chad Hawkins, SP; Matt Williams, IB
Iowa State: Mack Paciorek, SS
Kansas: John Nelson, SS
Kansas State: Chad Tabor, 2B
Missouri: Chris George, 2B; Ryan Stegall, SS; J.R. Warner, OF; Jon Williams, C; Jeff Hedman, DH
Nebraska: Shane Komine, P; Jamal Strong, OF
Oklahoma State: Thom Dreier, P; Jeremy Krismer, P; Jay McCullough, IB; Rusty Rushing, RP
Texas: Sam Anderson, C; Scott Dunn, P; Tommy Nicholson, 2B; Phil Seibel, RP
Texas Tech: Jason Huth, 3B; Lance Woodcock, SS

Player of the Year: Jason Jennings, BU
Newcomer of the Year: Jody Harris, MU
Freshman of the Year: Shane Komine, NU
Coach of the Year: Mark Johnson, TAMU

2000**FIRST TEAM**

IB Dan Johnson, NU, Jr.
 2B Tommy Nicholson, UT, Jr.
 SS Ryan Stegall, MU, So.
 3B Jason Bartlett, OU, Jr.
 UT Todd West, UT, Jr.
 C Justin Cowan, NU, Jr.
 OF Aaron Runk, ISU, Sr.
 Carlos Gautreaux, OSU, Sr.
 Ben Emond, UT, Sr.

DH Jeff Bajenaru, OU, Sr.
 Matt Hopper, NU, Fr.
 SP Chad Hawkins, BU, Jr.
 Kyle Evans, BU, Jr.
 Shane Komine, NU, So.
 Beau Hale, UT, Jr.
 RP Zane Carlson, BU, Fr.
 Charlie Thames, UT, Jr.

SECOND TEAM

IB Mark English, K-STATE, Jr.
 Rick Park, OU, Sr.
 2B Preston Underdown, BU, Sr.
 SS Tommy Whiteman, OU, So.
 3B Ryan Klocksien, KU, So.
 UT Jace Brewer, BU, So.
 C Kelly Shoppach, BU, So.
 OF Jaime Bubela, BU, Jr.
 Adam Stern, NU, So.
 Marco Cunningham, TTU, Sr.
 Jason Rainey, TTU, Jr.
 DH Chaz Eiguren, TTU, Sr.
 SP Austin Mix, OU, Fr.
 Matt Smith, OSU, Jr.
 Josh Merrigan, OSU, Jr.
 D.J. Jones, UT, Sr.
 RP Jeff Bajenaru, OU, Sr.

HONORABLE MENTION

Iowa State: Jade O'Brien, DH; Ryan Wickham, C
Kansas: John Nelson, SS; Rusty Philbrick, P; Pete Smart, P
Missouri: Landon Brandes, 3B
Nebraska: Will Bolt, 2B; Jamie Rodrigue, P
Oklahoma: Zach Lekse, 2B
Oklahoma State: Nebassett Brown, SS; Ryan Budde, C
Texas: IB Jeff Ontiveros, UT
Texas A&M: Daylan Holt, OF
Texas Tech: Kevin Tracey, P

Player of the Year: Shane Komine, NU
Newcomer Player of the Year: Dan Johnson, NU
Newcomer Pitcher of the Year: Charlie Thames, UT
Freshman Player of the Year: Matt Hopper, NU
Freshman Pitcher of the Year: Zane Carlson, BU
Coach of the Year: Steve Smith, BU

2001

FIRST TEAM

IB Dan Johnson, NU, Sr.
 2B Nebassett Brown, OSU, Jr.
 SS Omar Quintanilla, UT, Fr.
 3B Nick Blankenship, TTU, Jr.
 UT Austin Cranford, TTU, Jr.
 C Kelly Shoppach, BU, Jr.
 OF Chris Durbin, BU, So.
 Greg Dobbs, OU, Jr.
 Pat Maloney, K-STATE, So.
 John Cole, NU, Jr.
 DH Matt Hopper, NU, So.
 SP Shane Komine, NU, Jr.
 Steven White, BU, So.
 Brandon Roberson, TTU, Sr.
 Gerrit Simpson, UT, Jr.
 RP Thom Ott, NU, Jr.
 Joe Weaver, OU, Fr.

SECOND TEAM

IB Joe Urban, ISU, Sr.
 2B J.D. Loudabarger, K-STATE, Sr.
 SS Gera Alvarez, TTU, Jr.
 John Nelson, KU, Sr.
 3B Ryan Klocksien, KU, Jr.
 UT Ryan Hubele, UT, So.
 C Jed Morris, NU, So.
 OF Jeff Leise, NU, So.
 Luke Scott, OSU, Sr.
 Matt Rosenberg, UT, Jr.
 Kerry Hodges, TTU, Jr.
 DH Matt Williams, BU, Sr.
 SP Chris Phillips, TTU, Jr.
 Alan Bomer, ISU, So.
 Justin Simmons, UT, Fr.
 Justin Taylor, BU, Jr.
 Pete Smart, KU, Sr.
 Josh Merrigan, OSU, Sr.
 RP Chris Russ, TAMU, Sr.

HONORABLE MENTION

Baylor: Trevor Mote, 2B; Paul Thorp, P-INF
Iowa State: Rob Conway, 3B; Lincoln Mincks, P; T.J. Bohn, OF; Alex Donnelly, P
Kansas: Doug Dreher, OF; Jesse Gremminger, OF; Brent Del Chiaro, C
Kansas State: Kelvin Day, P; Omar Castillo, SS; Josh Cavender, UT; Luke Robertson, P; Scott Tallman, RP; Kasey Weishaar, OF
Missouri: Ryan Stegall, SS-P; Jayce Tingler, OF; Mick Weiss, IB; Jon Williams, C-3B
Nebraska: Jeff Blevins, 3B; Adam Stern, OF
Oklahoma: Rocky Cherry, P; Sergio Garcia, SS; Jason Bartlett, 3B; Jerome Godsey, OF
Oklahoma State: Jose Virgil, DH; Jimbo McAuliff, OF; Rob Watson, IB-P; Paul Powell, SS; Nick McCurdy, P
Texas: Sam Anderson, C; Ryan Brooks, 3B
Texas A&M: Justin Moore, P
Texas Tech: Anthony Arnerich, C; Jason Rainey, OF; Blake McGinley, P

Player of the Year: Kelly Shoppach, BU
Pitcher of the Year: Shane Komine, NU
Special Recognition Award: Lyle Smith, ISU
Newcomer Player of the Year: Greg Dobbs, OU
Newcomer Pitcher of the Year: Gerrit Simpson, UT
Freshman Player of the Year: Omar Quintanilla, UT
Freshman Pitchers of the Year: Joe Weaver, OSU; Justin Simmons, UT
Coach of the Year: Dave Van Horn, NU

2002

FIRST TEAM

IB Mike Huggins, BU, Jr.
 2B Tim Moss, UT, So.
 SS Gera Alvarez, TTU, Sr.
 3B Ty Soto, K-STATE, So.
 C Jed Morris, NU, Jr.
 OF Pat Maloney, K-STATE, Jr.
 Jeff Leise, NU, Jr.
 Jason Frasz, OU, Jr.
 Jon Slack, TTU, Jr.
 Ross Bennett, BU, Jr.
 SP Justin Taylor, BU, Sr.

Aaron Marsden, NU, So.
 Justin Simmons, UT, So.
 RP Huston Street, UT, Fr.
 Steve Rowe, TTU, Sr.

SECOND TEAM

IB Jeff Ontiveros, UT, Sr.
 2B Nebassett Brown, OSU, Sr.
 SS Trey Webb, BU, So.
 Michael Hollimon, UT, Fr.
 3B Omar Quintanilla, UT, So.
 C Willie Durazo, TTU, Sr.
 OF Chris Durbin, BU, Jr.
 Jayce Tingler, MU, Jr.
 Daylon Monette, OSU, Jr.
 DH Cody Ehlers, MU, So.
 Nick Blankenship, TTU, Sr.
 SP Shane Komine, NU, Sr.
 Scott Baker, OSU, So.
 Brad Halsey, UT, Jr.
 RP Kyle Edens, BU, Sr.
 Franco Pezely, K-STATE Sr.

HONORABLE MENTION

Kansas: Ryan Baty, OF; Jeff Davis, P; Ryan Klocksein, 3B
Kansas State: Osmar Castillo, SS; Tim Doty, DH; Mitch Walter, RP
Missouri: Lee Laskowski, OF; Jody Roughton, SS; Mick Weiss, IB
Nebraska: Jeff Blevins, 3B; Will Bolt, 2B
Oklahoma: Eddie Cornejo, 2B; David Purcey, RP; Ryan Richardson, C
Oklahoma State: Jason Jaramillo, C; Nick McCurdy, P; Paul Powell, 3B; Chris Reilly, P; Jeff Salazar, OF; Jose Virgil, OF; Rob Watson, SS; Joe Weaver, RP; **Texas:** Eugene Espineli, RP; Ryan Hubele, C; Dustin Majewski, OF; J.D. Reininger, DH-3B; **Texas A&M:** Logan Kensing, RP; Rusty Meyer, C; Justin Pouk, DH; Jared Theodorakos, P; **Texas Tech:** Scooter Jordan, OF; Byron Smith, IB.

Player of the Year: Jed Morris, NU
Pitcher of the Year: Justin Simmons, UT
Newcomer of the Year: Aaron Marsden, NU
Freshman Player of the Year: J.D. Reininger, UT
Freshman Pitcher of the Year: Huston Street, UT
Coach of the Year: Augie Garrido, UT

2003

FIRST TEAM

IB Matt Hopper, NU, Sr.
 2B Eddie Cornejo, OU, Sr.
 SS Omar Quintanilla, UT, Jr.
 3B Josh Fields, OSU, So.
 C Jason Jaramillo, OSU, So.
 OF Chris Durbin, BU, Sr.
 David Murphy, BU, Jr.
 Jayce Tingler, MU, Sr.
 Jose Virgil, OSU, Sr.
 Dustin Majewski, UT, Sr.
 DH Curtis Ledbetter, NU, So.
 UT Michael Griffin, BU, So.
 SP Aaron Marsden, NU, Jr.
 J.P. Howell, UT, So.
 Quinton Robertson, NU, Jr.
 Scott Baker, OSU, Jr.
 RP Huston Street, UT, So.
 Scott Beerer, TAMU, Jr.

**SECOND TEAM**

IB Ryan Baty, KU, Jr.
 2B Erik Schindewolf, TAMU, Jr.
 SS Ian Kinsler, MU, Jr.
 3B Cliff Pennington, TAMU, Fr.
 C Brad Flanders, MU, Jr.
 OF Casey Spanish, KU, Sr.
 Jeff Leise, NU, Sr.
 Reggie Willits, OU, Sr.
 Eric Sultemeier, UT, Jr.
 Cory Patton, TAMU, Jr.
 DH Ross Bennett, BU, Sr.
 UT Kevin Wheeler, KU, Sr.
 SP Steven White, BU, Sr.
 Justin James, MU, So.
 Matt Farnum, TAMU, Jr.
 RP Zane Carlson, BU, Jr.
 Jarod McAuliff, OU, So.
 Daniel Rew, OSU, Jr.
 Shane Hawk, OSU, Jr.

HONORABLE MENTION

Baylor: Josh Ford, C; Ryan LaMotta, RP; Mark Saccomanno, IB; Abe Woody, RP
Kansas: Ritchie Price, SS
Kansas State: Ryan Baldwin, C; Eric Rollins, RP; Pat Maloney, OF; Tim Doty, IB
Missouri: Cody Ehlers, IB; Ryan Rallo, OF; Andy Shipman, P; Travis Wendte, RP
Nebraska: Alex Gordon, 3B; John Grose, C; Jake Mullinax, 2B; Joe Simokaitis, SS
Oklahoma: Casey Brown, RP
Oklahoma State: Chris Gutierrez, SS; Mario Matulich, DH; Lyndsey Simmons, OF; John Urick, IB
Texas: J. Brent Cox, RP; Joe Ferin, OF; Brantley Jordan, RP; Tim Moss, 2B; Danny Muegge, P; Justin Simmons, P; Taylor Teagarden, C
Texas A&M: Justin Ruggiano, OF
Texas Tech: Scooter Jordan, OF; Jeff Karstens, RP

Player of the Year: Matt Hopper, NU
Pitcher of the Year: Aaron Marsden, NU
Newcomer of the Year: Scott Beerer, TAMU
Freshman of the Year: Taylor Teagarden, UT
Coach of the Year: Mike Anderson, NU

2004**FIRST TEAM**

IB Josh Brady, TTU, Jr.
 2B Russell Raley, OU, So.
 SS Cameron Blair, TTU, Jr.
 3B Alex Gordon, NU, So.
 C Jason Jaramillo, OSU, Jr.
 OF Cory Patton, TAMU, Sr.
 Michael Mask, TTU, Jr.
 Matt Baty, KU, So.
 Carson Kainer, UT, Fr.
 Drew Stubbs, UT, Fr.
 DH Lee Laskowski, MU, Sr.
 UT Curtis Thigpen, UT, Jr.
 SP J.P. Howell, UT, Jr.
 Jason Meyer, TAMU, Fr.
 Garrett Broshuis, MU, Jr.
 Zach Jackson, TAMU, Jr.
 RP Huston Street, UT, Jr.
 Jarod McAuliff, OU, Jr.
 J. Brent Cox, UT, So.

SECOND TEAM

IB Ole Sheldon, OU, Jr.
 2B Jake Mullinax, NU, Sr.
 SS Ritchie Price, KU, So.
 Chris Gutierrez, OSU, So.
 Robby Hudson, UT, Jr.
 3B Josh Haney, TTU, Sr.
 C Sean Richardson, KU, Jr.
 Craig Stinson, TAMU, So.
 OF Reid Brees, BU, Jr.
 Steve Murphy, K-STATE, So.
 Ryan Rallo, MU, Sr.
 Scott Kirby, OSU, Sr.
 DH Eric Thornton, OU, Jr.
 UT Cliff Pennington, TAMU, So.
 SP Spencer Grogan, OSU, Jr.
 Mark Roberts, OU, Sr.
 Zach Kroenke, NU, So.
 David Purcey, OU, Jr.
 RP Justin Pekarek, NU, Sr.
 Corey Gerstner, TTU, Sr.

HONORABLE MENTION

Baylor: Josh Ford, DH; Michael Griffin, 3B; Trey Taylor, P; Paul Witt, 2B; Abe Woody, RP
Kansas: Ryan Baty, IB; Ryan Knippschild, P; Travis Metcalf, 3B; Matt Tribble, OF; Mike Zagurski, P
Kansas State: Terry Blunt, OF
Missouri: Mark Alexander, RP; James Boone, OF; Nathan Culp, P; Cody Ehlers, IB; Danny Hill, P
Nebraska: Curtis Ledbetter, IB; Joe Simokaitis, SS
Oklahoma: Daniel McCutchen, RP; Ryan Rohlinger, SS
Oklahoma State: Josh Fields, 3B; Scott Richmond, RP; Ty Wright, OF
Texas: Buck Cody, RP; Hunter Harris, OF; Seth Johnston, 2B; Sam LeCure, P; Kyle McCulloch, P; Ryan Russ, DH; Justin Simmons, P
Texas A&M: Austin Boggs, 3B; Coby Mavroulis, IB; Erik Schindewolf, 2B
Texas Tech: Dallas Braden, P

Player of the Year: Alex Gordon, NU
Pitcher of the Year: J.P. Howell, UT
Newcomer of the Year: Ole Sheldon, OU
Freshman of the Year: Drew Stubbs, UT
Freshman Pitcher of the Year: Jason Meyer, TAMU
Coach of the Year: Augie Garrido, UT

2005**FIRST TEAM**

IB Curtis Ledbetter, NU, Sr.
 3B Alex Gordon, NU, Jr.
 IF Joey Callender, TTU, Jr.
 Seth Johnston, UT, Sr.
 Cliff Pennington, TAMU, Jr.
 Cameron Blair, TTU, Sr.
 C Taylor Teagarden, UT, Jr.
 OF Drew Stubbs, UT, So.
 A.J. Van Slyke, KU, Jr.
 Corey Brown, OSU, Fr.
 James Boone, MU, Jr.
 DH Zach Dillon, BU, Jr.
 UT Adam Carr, OSU, Jr.
 SP Max Scherzer, MU, So.
 Joba Chamberlain, NU, So.
 Kyle McCulloch, UT, So.
 Johnny Dorn, NU, Fr.
 Mark McCormick, BU, Jr.
 RP J. Brent Cox, UT, Jr.

Ryan LaMotta, BU, Jr.

SECOND TEAM

IB Jared Schweitzer, KU, Jr.
 3B Ryan Rohlinger, OU, Jr.
 IF Russell Raley, OU, Jr.
 Ryne Price, KU, Fr.
 Joe Simokaitis, NU, Sr.
 Chris Gutierrez, OSU, Jr.
 C Josh Ford, BU, Sr.
 OF Hunter Mense, MU, So.
 Matt Baty, KU, Jr.
 Daniel Bruce, NU, Sr.
 DH Ryan Hill, TAMU, Jr.
 UT Clay Van Hook, UT, So.
 SP Cory VanAllen, BU, So.
 Kodiak Quick, KU, Jr.
 Nathan Culp, MU, So.
 Zach Kroenke, NU, Jr.
 Garrett Patterson, OU, Jr.
 RP Taylor Parker, MU, Jr.
 Brett Jensen, NU, Jr.

HONORABLE MENTION

Baylor: Reid Brees, OF; Michael Griffin, 2B; Trey Taylor, P; Abe Woody, P
Kansas: Don Cxyz, P; Gus Milner, OF; Ritchie Price, SS; Sean Richardson, C; Mike Zagurski, P
Kansas State: Terry Blunt, OF; Steve Murphy, OF
Missouri: Andrew Johnston, P; Jacob Priday, OF; Zane Taylor, DH
Nebraska: Brian Duensing, P; Dustin Timm, P; Ryan Wehrle, 2B
Oklahoma: Kody Kaiser, OF; Daniel McCutchen, P; Will Savage, P; Kevin Smith, DH; Eric Thornton, UT
Oklahoma State: Justin Colbert, 2B; Thomas Cowley, P; Jeff Parrish, C; Scott Richmond, P; Ty Wright, OF
Texas: Adrian Alaniz, P; Randy Boone, P; Buck Cody, P; Will Crouch, DH; Robby Hudson, 2B; Carson Kainer, OF; David Maroul, 3B; Nick Peoples, OF; Clayton Stewart, P; Chance Wheelless, IB
Texas A&M: Andrew Baldwin, OF; Jason Meyer, P; Robert Ray, P
Texas Tech: Carey Avants, 3B; Billy Carnline, P; Cooper Fouts, C; Cody Fuller, OF; Tanner McElroy, P

Player of the Year: Alex Gordon, NU
Pitcher of the Year: Max Scherzer, MU
Newcomer of the Year: Joba Chamberlain, NU
Freshman Player of the Year: Corey Brown, OSU
Freshman Pitcher of the Year: Johnny Dorn, NU
Coach of the Year: Mike Anderson, NU

2006**FIRST TEAM**

IB Brandon Buckman, NU, Sr.
 Chance Wheelless, UT, Jr.
 2B Jared Schweitzer, KU, Sr.
 SS Ryan Wehrle, NU, So.
 3B Tyler Mach, OSU, Jr.
 C Zach Dillon, BU, Sr.
 OF Luke Gorsett, NU, Jr.
 Drew Stubbs, UT, Jr.
 Roger Kieschnick, TTU, Fr.
 DH Jacob Priday, MU, So.
 Hunter Harris, UT, Fr.
 UT Jordy Mercer, OSU, Fr.
 SP Nathan Culp, MU, Jr.
 Tony Watson, NU, So.

RP Kyle McCulloch, UT, Jr.
Don Czyz, KU, Sr.
Brett Jensen, NU, Sr.

SECOND TEAM

IB Kevin Smith, OU, Sr.
2B Russell Raley, OU, Sr.
Shelby Ford, OSU, Jr.
SS Beamer Weems, BU, Fr.
Ritchie Price, KU, Sr.
3B Jared Goedert, K-STATE Jr.
Ryan Rohlinger, OU, Sr.
C Matt Smith, TTU, So.
OF John Allman, KU, So.
Gus Milner, KU, Sr.
Chuckie Caulfield, OU, Sr.
Corey Brown, OSU, So.
Keanon Simon, OSU, Jr.
Carson Kainer, UT, Jr.
DH Deik Scram, OSU, Jr.
UT Andrew Brown, NU, Jr.
Aaron Reza, OU, So.
SP Johnny Dorn, NU, So.
Daniel McCutchen, OU, Sr.
Steven Guerra, OU, Sr.
Brae Wright, OSU, Sr.
RP Austin Wood, UT, Fr.
Hart Hering, TAMU, Sr.

HONORABLE MENTION

Baylor: Seth Fortenberry, OF; Ryan LaMotta, P
Kansas: Kodiak Quick, P
Kansas State: Brandon Farr, C; Joe Roundy, OF; Barrett Rice, OF
Missouri: Evan Frey, OF; Zane Taylor, OF; Max Scherzer, P; Travis Wendte, RP
Nebraska: Jake Opitz, 2B; Jeff Christy, C; Nick Jaros, OF; Andy Gerch, DH
Oklahoma: Jackson Williams, C
Oklahoma State: Matt Gardner, SP
Texas A&M: Jose Salazar, SS
Texas Tech: Miles Morgan, P; Willie Rueda, 2B

Players of the Year: Tyler Mach, OSU; Drew Stubbs, UT
Pitcher of the Year: Kyle McCulloch, UT
Newcomer of the Year: Tyler Mach, OSU
Freshman of the Year: Roger Kieschnick, TTU
Freshman Pitcher of the Year: Miles Morgan, TTU
Coach of the Year: Augie Garrido, UT

2007

FIRST TEAM

IB Chance Wheelless, UT, Sr.
2B Tyler Mach, OSU, Sr.
SS Beamer Weems, BU, So.
3B Bradley Suttle, UT, So.
C Preston Clark, UT, So.
OF Corey Brown, OSU, Jr.
Ty Wright, OSU, Sr.
Kyle Russell, UT, So.
DH Jacob Priday, MU, Jr.
Luke Anders, TAMU, So.
UT Blake Stouffer, TAMU, Jr.
SP Aaron Crow, MU, So.
Adrian Alaniz, UT, Jr.
Kyle Nicholson, TAMU, Sr.
RP Daniel Edwards, K-STATE, Jr.

SECOND TEAM

IB Rebel Ridling, OSU, Jr.
2B Parker Dalton, TAMU, Sr.
SS Brandon Hicks, TAMU, Jr.
3B Matt Mangini, OSU, Jr.
C Jackson Williams, OU, Jr.
OF Byron Wiley, K-STATE, So.
Evan Frey, MU, Jr.
Roger Kieschnick, TTU, So.
DH Jeff Tezak, NU, Jr.
UT Jordy Mercer, OSU, So.
SP Tony Watson, NU, Jr.
Stephen Porlier, OU, So.
James Russell, UT, Jr.
RP Randy Boone, UT, Sr.

HONORABLE MENTION

Baylor: Ben Booker, OF; Nick Cassavechia, RP; Matt Czimskey, C; Kendal Volz, P
Kansas: Buck Afenir, C; John Allman, OF; Kyle Murphy, OF; Robby Price, 3B; Ryne Price, 2B; Paul Smyth, RP
Kansas State: Brad Hutt, P
Missouri: Kyle Gibson, RP; Rick Zagone, P
Nebraska: Mitch Abeita, C; Andrew Brown, IB; Raynor Campbell, 3B; Craig Corriston, 3B; Johnny Dorn, P; Luke Wertz, P
Oklahoma: Aaron Baker, IB; Joe Dunigan, OF; Joseph Hughes, UT; Aaron Ivey, OF; Aaron Reza, SS; Heath Taylor, P
Oklahoma State: Justin Friend, RP; Kyle Mach, 3B; Jordy Mercer, SS; Keanon Simon, OF
Texas: Jordan Danks, OF; Russell Moldenhauer, DH; Travis Tucker, 2B
Texas A&M: Ben Feltner, OF; David Newmann, P; Craig Stinson, C
Texas Tech: James Leverton, IB; Kyle Martin, SS; Matt Smith, C

Player of the Year: Kyle Russell, UT
Pitcher of the Year: Adrian Alaniz, UT
Newcomers of the Year: Brandon Hicks, TAMU; David Newmann, TAMU
Freshman of the Year: Trevor Coleman, MU
Coaches of the Year: Tim Jamieson, MU; Augie Garrido, UT

2008

FIRST TEAM

IB Luke Anders, TAMU, Jr.
2B Jake Opitz, NU, Sr.
SS Jose' Duran, TAMU, Jr.
3B Dane Carter, TAMU, Sr.
C Mitch Abeita, NU, Sr.
OF Aaron Senne, MU, So.
Neil Medchill, OSU, So.
Kyle Colligan, TAMU, Jr.
DH Jacob Priday, MU, Sr.
UT Jordy Mercer, OSU, Jr.
SP Aaron Crow, MU, Jr.
Johnny Dorn, NU, Sr.
Andrew Oliver, OSU, So.
RP Travis Starling, TAMU, So.

SECOND TEAM

IB Rebel Ridling, OSU, Sr.
2B Thomas Belza, OSU, Fr.
SS Jordy Mercer, OSU, Jr.
3B Matt Hague, OSU, Sr.

C Trevor Coleman, MU, So.*
Luis Flores, OSU, Jr.*
OF Aljay Davis, OU, Sr.
Jordan Danks, UT, Jr.
Roger Kieschnick, TTU, Jr.
DH Darby Brown, TAMU, Sr.
UT Brian Fuggiano, TAMU, Jr.
SP Thad Weber, NU, Sr.
Tyler Lyons, OSU, So.
Chance Ruffin, UT, Fr.
RP Daniel Edwards, K-STATE, Sr.

HONORABLE MENTION

Baylor: Shaver Hansen, 3B; Shawn Tolleson, SP; Beamer Weems, SS
Kansas: Buck Afenir, C; John Allman, OF; Erik Morrison, SS; Robby Price, 2B; Ryne Price, OF; Paul Smyth, RP
Kansas State: Brad Hutt, SP
Missouri: Greg Folgia, 2B; Kyle Gibson, SP; Ryan Lollis, OF
Nebraska: Craig Corriston, IB; Dan Jennings, RP; Bryce Nimmo, OF
Oklahoma: Mike Gosse, UTL; Jamie Johnson, OF
Oklahoma State: Jordy Mercer, RP; Donnie Webb, OF
Texas: Brandon Belt, IB; Preston Clark, UTL; Cole Green, RP; David Hernandez, SS; Russell Moldenhauer, OF; Cameron Rupp, C; Kyle Russell, OF; Michael Torres, DH
Texas A&M: Clayton Ehler, SP; Barret Loux, SP; Brooks Raley, SP; Blake Stouffer, 2B; Kyle Thebeau, RP
Texas Tech: Willie Rueda, 2B

Player of the Year: Jose' Duran, TAMU
Pitcher of the Year: Aaron Crow, MU
Newcomer of the Year: Jose' Duran, TAMU
Freshman of the Year: Chance Ruffin, UT
Coach of the Year: Rob Childress, TAMU

2009

FIRST TEAM

INF Shaver Hansen, BU, Jr.
Tony Thompson, KU, So.
Bryant Hernandez, OU, Jr.
Brodie Greene, TAMU, Jr.
Chris Richburg, TAMU, Sr.
C J.T. Wise, OU, Sr.
OF Greg Folgia, MU, Jr.
Jamie Johnson, OU, Jr.
Micheal Dabbs, OU, OF, Sr.
DH Dustin Dickerson, BU, Jr.
UT Brooks Raley, TAMU, So.
SP A.J. Morris, K-STATE, Jr.
Kyle Gibson, MU, Jr.
Chance Ruffin, UT, So.
RP Austin Wood, UT, Sr.

SECOND TEAM

INF Carter Jurica, K-STATE, So.
Aaron Baker, OU, Jr.
Garrett Buechele, OU, Fr.
Willie Rueda, TTU, Sr.
C Buck Afenir, KU, Sr.
OF Brian Heere, KU, So.
Neil Medchill, OSU, Jr.
Connor Rowe, UT, So.
DH Joe Patterson, TAMU, Jr.



UT Aaron Miller, BU, Jr.
 SP TJ Walz, KU, So.
 Andrew Doyle, OU, Jr.
 Tyler Blandford, OSU, Jr.
 RP Ryan Duke, OU, So.

HONORABLE MENTION

Baylor: Kendal Volz, SP
Kansas: Shaeffer Hall, SP; Robby Price, INF; Paul Smyth, RP
Kansas State: Drew Biery, INF; Justin Bloxom, INF; Jordan Cruz, OF; Jason King, INF; Nick Martini, OF
Missouri: Trevor Coleman, C; Kyle Mach, INF; Aaron Senne, OF
Nebraska: Tyler Farst, INF
Oklahoma State: Kevin David, C; Tyrone Hambly, INF; Tyler Lyons, SP
Texas: Brandon Belt, INF; Kevin Keyes, OF; Brandon Loy, INF; Cameron Rupp, C; Michael Torres, INF
Texas A&M: Luke Anders, INF; Kyle Colligan, OF; Kevin Gonzalez, C; Ross Hales, SP; Alex Wilson, RP
Texas Tech: Taylor Ashby, OF; Chad Bettis, RP; Joey Kentworthy, INF; Scott LeJeune, DH

Player of the Year: J.T. Wise, OU
Pitcher of the Year: A.J. Morris, K-STATE
Newcomer of the Year: David Narodowski, KU
Freshman of the Year: Garrett Buechele, OU
Coach of the Year: Brad Hill, KSU

2010**FIRST TEAM**

INF Robby Price, KU, Sr.
 Carter Jurica, K-STATE, Jr.
 Adam Muenster, K-STATE, Sr.
 Aaron Senne, MU, Sr.
 Garrett Buechele, OU, So
 C Cameron Rupp, UT, Jr.
 OF Brian Heere, KU, Jr.
 Nick Martini, K-STATE, So.
 Adam Bailey, NU, Sr.
 DH Russell Moldenhauer, UT, Sr.
 UT Brooks Pinckard, BU, So.
 Brett Nicholas, MU, Jr.
 SP Cole Green, UT, Jr.
 Brandon Workman, UT, Jr.
 Barret Loux, TAMU, Jr.
 RP Chance Ruffin, UT, Jr.
 John Stilson, TAMU, So.

SECOND TEAM

INF Davis Duren, OSU, Jr.
 Brandon Loy, UT, So.
 Tant Shepherd, UT, Jr.
 Brodie Greene, TAMU, Sr.
 Barrett Barnes, TAMU, Fr.
 C Kevin Gonzalez, TAMU, Jr.
 OF Logan Vick, BU, Fr.
 DJ Belfonte, NU, Sr.
 Kevin Keyes, UT, Jr.
 DH Scott LeJeune, TTU, So.
 UT Jack Mayfield, OU, Fr.
 Matt Juengel, TAMU, So.
 SP Logan Verrett, BU, So.
 Zach Neal, OU, Jr.
 Taylor Jungmann, UT, So.
 RP Evan Marshall, K-STATE, So.
 Chad Bettis, TTU, Jr.

HONORABLE MENTION

Baylor: Raynor Campbell, INF; Gregg Glime, C; Joey Hainsfurther, INF; Willie Kempf, RP; Shawn Tolleson, SP
Kansas: Cameron Selik, SP; Tony Thompson, INF; T.J. Walz, SP; Jimmy Waters, OF
Kansas State: Daniel Dellasega, C; Kyle Hunter, SP
Missouri: Michael Liberto, INF
Nebraska: Cody Asche, INF; Kale Kiser, DH
Oklahoma: Ross Hubbard, DH; Cameron Seitzer, INF; Max White, OF
Oklahoma State: Kevin David, C
Texas: Connor Rowe, OF; Cohl Walla, OF
Texas A&M: Joe Patterson, DH; Michael Wacha, RP
Texas Tech: Bobby Doran, SP; Joey Kenworthy, INF; Jamodrick McGruder, INF; Jeremy Mayo, C; Micahel Reed, OF

Players of the Year: Nick Martini, K-STATE; Aaron Senne, MU
Pitcher of the Year: Cole Green, UT
Newcomer of the Year: John Stilson, TAMU
Freshman of the Year: Barrett Barnes, TTU
Coach of the Year: Augie Garrido, UT

2011**FIRST TEAM**

INF Cody Asche, NU, Jr.
 Garrett Buechele, OU, Jr.
 Brandon Loy, UT, Jr.
 Max Muncy, BU, So.
 Erich Weiss, UT, Fr.
 C Tyler Ogle, OU, Jr.
 OF Barrett Barnes, TTU, So.
 Krey Bratsen, TAMU, Fr.
 Tyler Naquin, TAMU, So.*
 DH Dane Phillips, OSU, So.
 UT David Paiz, TTU, Fr.
 Brooks Pinckard, BU, Jr.*
 SP Taylor Jungmann, UT, Jr.*
 Michael Rocha, OU, Sr.
 Ross Stripling, TAMU, Jr.
 RP James Allen, K-STATE, Jr.
 Corey Knebel, UT, Fr.

SECOND TEAM

INF Zach Johnson, OSU, Jr.
 Jason King, K-STATE, Jr.
 Cameron Seitzer, OU, Jr.
 Tant Shepherd, UT, Sr.
 Kelby Tomlinson, TTU, Jr.
 C Jared Womack, OSU, Jr.
 OF Jared King, K-STATE, Fr.
 Casey Johnson, OU, Sr.
 Jimmy Waters, KU, Sr.
 DH Jonah Schmidt, MU, Sr.
 UT Gabe Weidenaar, OSU, Jr.
 SP John Stilson, TAMU, Jr.
 Logan Verrett, BU, Jr.
 Michael Wacha, TAMU, So.
 RP Casey Hauptman, NU, Sr.
 John Neely, TTU, Jr.

HONORABLE MENTION

Kansas: Casey Lytle, OF; T.J. Walz, SP
Kansas State: Nick Martini, OF
Missouri: Blake Brown, OF; Phil McCormick, RP
Nebraska: Kash Kalkowski, OF

Oklahoma: Evan Mistich, DH; Dillon Overton, SP; Burch Smith, SP
Oklahoma State: David Duren, INF; Mark Ginther, INF; Chris Marlowe, RP; Brad Propst, SP; Devin Shines, OF; Mike Strong, SP
Texas: Cole Green, SP; Paul Montalbano, OF
Texas A&M: Kevin Gonzalez, C; Jacob House, INF; Kenny Jackson, INF; Matt Juengel, DH; Adam Smith, INF
Texas Tech: Bo Altobelli, C; Jamodrick McGruder, INF; Reid Redman, INF

ALL-FRESHMAN TEAM

Ka'iana Eldredge, KU, INF
 Jared King, K-STATE OF
 Rob Zastryzny, MU, LHP
 Jordan John, OU, LHP
 Dillon Overton, OU, LHP
 Jacob Felts, UT, C
 Corey Knebel, UT, RHP*
 Mark Payton, UT, OF
 Erich Weiss, UT, INF*
 Krey Bratsen, TAMU, OF*
 Charlie Curl, TAMU, INF
 Trey Masek, TTU, RHP
 David Paiz, TTU, UTL*

Player of the Year: Tyler Naquin, TAMU
Pitcher of the Year: Taylor Jungmann, UT
Newcomer of the Year: Zach Johnson, OSU
Freshman of the Year: Erich Weiss, UT
Coaches of the Year: Augie Garrido, UT; Rob Childress, TAMU

2012**FIRST TEAM**

INF Lawton Langford, BU, So.
 Max Muncy, BU, Jr.
 Erich Weiss, UT, So.
 Jacob House, TAMU, Sr.
 Jamodrick McGruder, TTU, Jr.
 C Josh Ludy, BU, Sr.
 OF Logan Vick, BU, Jr.
 Tyler Naquin, TAMU, Jr.
 Barrett Barnes, TTU, Jr.
 DH Nathan Orf, BU, Jr.
 UT Max White, OU, Jr.
 SP Josh Turley, BU, Jr.
 Andrew Heaney, OSU, Jr.
 Ross Stripling, TAMU, Sr.
 Michael Wacha, TAMU, Jr.
 RP Max Garner, BU, Jr.
 Corey Knebel, UT, So.

SECOND TEAM

INF Cal Towe, BU, Jr.
 Wade Hinkle, K-STATE, Sr.
 Robbie Rea, OSU, Jr.
 Mikey Reynolds, TAMU, Jr.
 Scott LeJeune, TTU, Jr.
 C Jacob Felts, UT, So.
 Troy Stein, TAMU, So.
 OF Jared King, K-STATE, So.
 Erik Ross, OU, Sr.
 Mark Payton, UT, So.
 DH Matt Juengel, TAMU, Sr.
 UT Randy McCurry, OSU, Jr.
 SP Trent Blank, BU, Sr.
 Frank Duncan, KU, So.
 Jordan John, OU, So.

RP Dusty Ross, MU, Sr.
Hoby Milner, UT, Jr.

HONORABLE MENTION

Baylor: Dan Evatt, OF; Joey Hainsfurther, RHP/C
Kansas: James Stanfield, C; Tucker Tharp, OF
Kansas State: Tanner Witt, OF
Missouri: Blake Brown, OF; Dane Opel, OF; Ben Turner, C; Rob Zastrzyny, SP
Oklahoma: Dillon Overton, SP
Oklahoma State: Hunter Bailey, INF; Blake Barnes, RHP; Mark Ginther, INF; Chase Stevens, RP; Trey Whaley, OF
Texas: Jordan Etier, INF; Parker French, SP; Jonathan Walsh, OF
Texas A&M: Blake Allemand, INF, Fr.; Kyle Martin, RP
Texas Tech: Bo Altobelli, C Shane Broyles, RP Duke von Schamann, SP

ALL-FRESHMAN TEAM

Michael Howard, BU, OF
Ryan Smith, BU, P
Adam Toth, BU, OF
Wes Benjamin, KU, P
Nate Williams, K-STATE, P
Hunter Lockwood, OU, C
Wes Jones, OSU, INF
John Curtiss, UT, P
Parker French, UT, P
Brooks Marlow, UT, INF
Dillon Peters, UT, P
Blake Allemand, TAMU, INF
Chance Bolcerek, TAMU, OF
Tim Proudfoot, TTU, INF

Player of the Year: Josh Ludy, BU
Pitcher of the Year: Andrew Heaney, OSU
Newcomer of the Year: Nathan Orf, BU
Freshman of the Year: Parker French, UT
Coach of the Year: Steve Smith, BU

2013

FIRST TEAM

INF Cal Towe, BU, Sr.*
Shane Conlon, K-STATE, So.*
Austin Fisher, K-STATE, So.*
Ross Kivett, K-STATE, Jr.*
Matt Oberste, OU, Jr.*
C Blair DeBord, K-STATE, Jr.
OF Zach Fish, OSU, So.
Jared King, K-STATE, Jr.*
Mark Payton, UT, Jr. *
DH Nathan Orf, BU, Sr.
UT Tanner Witt, K-STATE, Sr.
SP Jonathan Gray, OU, Jr.*
Preston Morrison, TCU, So.*
Harrison Musgrave, WVU, So.
RP Jordan Piché, KU, Jr.
Jake Matthys, K-STATE, Fr.
Vince Wheeland, OSU, Jr.

SECOND TEAM

INF Lawton Langford, BU, Jr.
Tanner Krietemeier, OSU, Jr.
Jantzen Witte, TCU, RSr.
Jake Barrios, TTU, Jr.
Ryan McBroom, WVU, Jr.
C Victor Romero, OSU, Sr.
OF Michael Suiter, KU, So.
Craig Aikin, OU, Fr.
Max White, OU, Sr.

DH Matt Frazer, WVU, Jr.
UT Randy McCurry, OSU, Jr.
SP Dillon Overton, OU, Jr.
Jason Hursh, OSU, So.
Dillon Peters, UT, So.
RP Jacob Evans, OU, Fr.
Alex Young, TCU, Fr.

HONORABLE MENTION

Baylor: Max Garner, RHP, Sr.; Jake Miller, INF, Sr.; Dillon Newman, RHP, Jr.; Grayson Porter, OF, So.
Kansas: Alex DeLeon, INF, Sr.; Kaiana Eldredge, C, Jr.; Kevin Kuntz, INF, Sr.; Justin Protacio, INF, So.; Dakota Smith, OF, So.; Thomas Taylor, RHP, Sr.
Kansas State: Jon Davis, OF, Sr.
Oklahoma: Anthony Hermelyn, C, Fr.; Jack Mayfield, INF, Sr.
Oklahoma State: Brendan McCurry, UTL, Jr.; Tyler Nurdin, LHP, So.; Mark Robinette, RHP, Jr.; Saulyer Saxon, OF, Jr.; Donnie Walton, INF, Fr.
TCU: Brandon Finnegan, LHP, So.; Paul Hendrix, INF, Jr.; Boomer White, OF, Fr.
Texas: Ty Marlow, INF/RHP, Jr.
Texas Tech: Jarrard Poteete, DH, Fr.; Trey Masek, Jr., RHP
West Virginia: Bobby Boyd, OF, So.; Billy Fleming, INF, So.; Alan Filauro, C, Sr.; Jacob Rice, OF, Jr.; Brady Wilson, OF, Sr.; Ryan Tuntland, INF, Jr.

ALL-FRESHMAN TEAM

Jake Matthys, K-STATE, P
Levi MaVorhis, K-STATE, P
Craig Aikin, OU, OF*
Jacob Evans, OU, P
Ralph Garza, Jr., P
Anthony Hermelyn, OU, C
Donnie Walton, OSU, INF
Riley Ferrell, TCU, P
Boomer White, TCU, OF
Alex Young, TCU, P
C.J Hinojosa, UT, INF*
Jarrard Poteete, TTU, DH

Player of the Year: Ross Kivett, Kansas State, Jr., INF
Pitcher of the Year: Harrison Musgrave, West Virginia, So., LHP
Newcomer of the Year: Jordan Piché, Kansas, Jr., RHP
Freshman of the Year: Jake Matthys, Kansas State, Fr., RHP
Scholar-Athletes of the Year: Jared King, Kansas State, Jr., OF & Jantzen Witte, TCU, Sr., INF
Coach of the Year: Brad Hill, Kansas State

2014

FIRST TEAM

INF Sheldon Neuse, OU, Fr.*
Donnie Walton, OSU, So.*
Eric Gutierrez, TTU, So.
Tim Proudfoot, TTU, Jr.
Billy Fleming, WVU, Jr.
C Gage Green, OSU, Jr.
OF Zach Fish, OSU, Jr.*
Boomer White, TCU, So.
Mark Payton, UT, Sr. *

DH Adam Kirsch, TTU, Sr.*
UT Mac James, OU, Jr.
P Frank Duncan, KU, Sr.
Jon Perrin, OSU, Jr.
Brandon Finnegan, TCU, Jr.*
Preston Morrison, TCU, Jr.*
Josh Michalec, BU, Sr.
Brendan McCurry, OSU, Sr.*
Vince Wheeland, OSU, Sr.*
Riley Ferrell, TCU, So.*

SECOND TEAM

INF Colby Wright, KU, So.
Tim Arakawa, OSU, Jr.
Kevin Cron, TCU, Jr.
Derek Odell, TCU, Jr.
Brooks Marlow, UT, Jr.
Ryan McBroom, WVU, Sr.
C Ka'iana Eldredge, KU, Sr.
Hunter Redman, TTU, Jr.
OF Craig Aikin, OU, So.
Michael Suiter, KU, Jr.
Tyler Neslony, TTU, So.
DH Connor McKay, KU, Jr.
UT Ross Kivett, K-STATE, Sr.
P Tyler Alexander, TCU, Fr.
Nathan Thornhill, UT, Sr.
Chris Sadberry, TTU, Jr.
Harrison Musgrave, WVU, Jr.
Chad Hollingsworth, UT, So.

HONORABLE MENTION

Baylor: Adam Toth, OF, Jr.
Kansas: Robert Kahana, RHP, Jr.; Jordan Piché, RHP, Sr.; Justin Protacio, INF, Jr.; Tucker Tharp, OF, Sr.; Dakota Smith, OF, Jr.; Stephen Villines, RHP, Fr.
Oklahoma: Austin O'Brien, INF, Fr.; Hunter Haley, INF/OF, So.
Oklahoma State: Tanner Krietemeier, IB/OF, Sr.; Craig McConaughy, INF, Sr.
TCU: Kyle Bacak, Sr.; Garrett Crain, INF, Jr.; Dylan Fitzgerald, OF, Sr.; Cody Jones, OF, Jr.; Keaton Jones, INF, Jr.
Texas: Ben Johnson, OF, So.
Texas Tech: Bryant Burleson, INF, Jr.; Jonny Drozd, LHP, Jr.; Cameron Smith, LHP, Jr.
West Virginia: Sean Carley, RHP, Jr.; John Means, LHP, Jr.; Taylor Munden, UTL, Jr.; Cam O'Brien, C, Jr.; Ross Vance, LHP, So.

ALL-FRESHMAN TEAM

Daniel Castano, BU, LHP
Stephen Villines, KU, RHP
Tanner DeVinny, K-STATE, DH
Sheldon Neuse, OU, INF/RHP*
Austin O'Brien, OU, INF
Blake Battenfield, OSU, RHP
Tyler Buffett, OSU, RHP
Tyler Alexander, TCU, LHP*
Tres Barrera, UT, C
Morgan Cooper, UT, RHP
Zane Gurwitz, UT, INF
Stephen Smith, TTU, OF

Player of the Year:
Zach Fish, Oklahoma State, Jr., OF
Pitcher of the Year:
Preston Morrison, TCU, Jr., RHP



Newcomer of the Year:

Adam Kirsch, Texas Tech, Sr., DH

Freshman of the Year:

Sheldon Neuse, Oklahoma, Fr., INF/RHP

Scholar-Athletes of the Year:

Doug Ashby, Baylor, Sr., LHP

Coach of the Year: Josh Holliday, Oklahoma State

2015

FIRST TEAM

- INF Shane Conlon, K-STATE, Sr.*
Kolbey Carpenter, OU, Jr.*
Sheldon Neuse, OU, So.*
Donnie Walton, OSU, Jr.
Eric Gutierrez, TTU, Jr.*
- C Gage Green, OSU, Sr.*
- OF Connor McKay, KU, Sr.
Craig Aikin, OU, Jr.
Cody Jones, TCU, Sr.
Ben Johnson, UT, Jr.*
- DH Connor Wanhanen, TCU, Fr.*
- UT Anthony Hermelyn, OU, Jr.
- P Michael Freeman, OSU, Sr.*
Preston Morrison, TCU, Sr.*
Alex Young, TCU, Jr.*
Cameron Smith, TTU, Sr.
Riley Ferrell, TCU, Jr.*
Corey Taylor, TTU, Sr.

SECOND TEAM

- INF Tim Arakawa, OSU, Sr.
Keaton Jones, TCU, Sr.
Tres Barrera, UT, So.
Jackson Cramer, WVU, So.
Taylor Munden, WVU, Sr.
- C Michael Tinsley, KU, So.*
- OF Corey Hassel, OSU, Jr.
Ryan Sluder, OSU, So.
Stephen Smith, TTU, So.
- DH Cory Raley, TTU, Jr.
- UT Kyle Davis, WVU, Fr.
- P Ben Krauth, KU, Jr.
Nate Griep, K-STATE, Sr.
Robert Tasin, OU, Sr.
Parker French, UT, Sr.
Jacob Evans, OU, Jr.
Dominic Moreno, TTU, Sr.

HONORABLE MENTION

Baylor: Logan Brown, OF, Sr.; Daniel Castano, LHP, So.; Adam Toth, OF, Sr.; Drew Tolson, RHP, So.; Duncan Wendel, INF, Sr.

Kansas: Blair Beck, OF/INF, Sr.; Matt McLaughlin, INF, Fr.; Justin Protacio, INF, Sr.; Stephen Villines, RHP, So.

Kansas State: Max Brown, Sr., OF; Corey Fischer, Jr., RHP; Tyler Moore, C, Jr.; Tyler Wolfe, INF, Jr.

Oklahoma: Jake Elliott, RHP, So.; Alec Hansen, C, Jr.; Kyle Mendenhall, INF, Fr.

Oklahoma State: Trey Cobb, RHP, So.; Remy Reed, RHP, So.; Dustin Williams, IB/OF, So.

TCU: Tyler Alexander, LHP, So.; Nolan Brown, OF, Jr.; Jeremie Fagnan, OF, Sr.; Derek Odell, INF, Sr.; Evan Skoug, C, Fr.; Dane Steinhagen, OF, Jr.; Trey Teakell, RHP, Sr.; Mitchell Traver, RHP, So.

Texas Tech: Tyler Neslony, OF, Jr.

West Virginia: Chad Donato, RHP, So.; Justin Fox, INF, Sr.; Blake Smith, RHP, Jr.; Ross Vance, LHP, Jr.

ALL-FRESHMAN TEAM

- Kameron Esthay, BU, OF
- Matt McLaughlin, KU, INF*
- Bryce Ward, K-STATE, RHP
- Jacob Chappell, OSU, INF
- Evan Skoug, TCU, C
- Connor Wanhanen, TCU, DH*
- Bret Boswell, UT, INF
- Michael Cantu, UT, C*
- Connor Mayes, UT, RHP
- Orlando Garcia, TTU, INF
- Kyle Davis, WVU, UTL*
- BJ Myers, WVU, RHP

Player of the Year:

Cody Jones, TCU, Sr., OF

Pitcher of the Year:

Michael Freeman, Oklahoma State, Sr., LHP

Newcomer of the Year:

Ben Krauth, Kansas, Jr., LHP

Freshman of the Year:

Connor Wanhanen, TCU, DH*

Scholar-Athletes of the Year:

Logan Brown, Baylor, Sr., OF

Coach of the Year: Jim Schlossnagle, TCU*

**Unanimous selection*

ALL-BIG 12 SELECTIONS BY SCHOOL

School	Honorable				All-Fresh	Player of the Year	Pitcher of the Year	Coach of the Year	Newcomer of the Year	Freshman of the Year	Scholar Athlete
	First	Second	Mention	Total							
Baylor	41	27	49	117	5	4	0	2	1	1	2
Iowa State*	1	5	12	18	--	0	0	0	0	0	0
Kansas	10	31	64	105	4	0	0	0	3	0	0
Kansas State	20	20	39	79	6	2	1	2	0	1	1
Oklahoma	34	49	42	125	9	1	0	0	2	4	0
Oklahoma State	39	52	67	158	5	2	2	1	2	3	0
TCU	10	6	16	32	6	1	1	1	0	2	1
Texas	51	36	61	148	15	2	6	6	3	9	0
Texas Tech	31	33	46	110	6	1	0	1	2	4	0
West Virginia	3	7	15	25	2	0	1	0	0	0	0
<i>Former members</i>											
Nebraska	34	19	36	89	--	5	2	3	3	3	0
Missouri	21	16	49	86	1	1	2	1	1	1	0
Texas A&M	34	32	36	102	4	3	0	4	6	1	0

A Pitcher of the Year award was not established until 2001.

A Newcomer Pitcher of the Year was named in 2000 and 2001 and is included with overall Newcomer of the Year totals.

A Freshman Pitcher of the Year was named from 2000-02 and 2004-06 and is included with overall Freshman of the Year totals.

*Iowa State no longer sponsors baseball.

Departed member institutions included.

ALL-TIME CONFERENCE STANDINGS (Current Members)

Year	TCU	UT	OSU	BU	OU	TTU	WVU	K-STATE	KU	ISU
1997	---	12-15	21-9	8-12	18-11	23-7	---	10-20	12-18	6-21
1998	---	11-18	15-12	18-10	17-11	18-11	---	9-19	7-20	10-18
1999	---	17-13	18-9	20-7	12-18	18-8	---	11-18	4-26	2-28
2000	---	19-10	14-13	23-7	20-10	18-12	---	5-24	10-20	7-23
2001	---	19-11	16-14	17-10	13-16-1	19-10-1	---	10-17	7-23	11-15
2002	---	19-8	13-13	13-13	15-12	16-11	---	13-13	5-21	---
2003	---	19-8	14-13	15-12	10-17	8-18	---	5-22	9-18	---
2004	---	19-7	15-11	13-12	19-8	17-9	---	4-23	7-19	---
2005	---	16-10	12-15	19-8	14-13	9-16	---	8-19	11-15	---
2006	---	19-7	18-9	13-14	17-10	9-16-1	---	8-17-2	13-14	---
2007	---	21-6	16-11	12-15	11-16	8-18	---	10-16	9-17	---
2008	---	15-12	18-9	11-16	9-17-1	9-18	---	11-16	9-18	---
2009	---	17-9-1	9-16	10-16	17-10	12-15	---	14-11-1	15-12	---
2010	---	24-3	8-19	12-13	15-10	13-14	---	14-12	11-15-1	---
2011	---	19-8	14-12	13-14	14-11	12-15	---	12-14	9-18	---
2012	---	14-10	13-11	20-4	13-10	7-17	---	7-17	7-16	---
2013	12-12	7-17	13-10	12-11	13-11	9-15	13-11	16-8	12-12	---
2014	17-7	13-11	18-6	8-15	8-16	14-10	9-14	5-19	17-7	---
2015	18-5	11-13	14-8	9-15	13-11	13-11	9-13	10-14	8-15	--
Totals	47-24	311-196-1	279-220	264-224	268-238-2	252-251-2	31-38	182-319-3	182-324-1	36-105
	.662	.592	.559	.540	.504	.501	.449	.364	.360	.255

SEASON SUPERLATIVES

SINGLE-SEASON CONFERENCE GAME WIN STREAKS

1.	Baylor	2012	18
2.	Texas	2010	17
3.	Texas A&M	2008	16
4.	Nebraska	2000	14
5.	Oklahoma	2006	10
6.	Kansas	2014	9
	Oklahoma State	2004	9
	Oklahoma	2004	9
	Missouri	2003	9
	Texas	2000	9
	Baylor	1999	9
	Texas A&M	1997	9
13.	Oklahoma State	2008	8
	Texas	2002	8
	Texas Tech	2002	8
	Baylor	1998	8

SINGLE-SEASON CONFERENCE WIN PERCENTAGES

1.	Texas	2010	24-3	.889
2.	Baylor	2012	20-4	.833
3.	Texas A&M	1999	23-6	.793
4.	TCU	2015	18-5	.783
5.	Texas	2007	21-6	.778
6.	Baylor	2000	23-7	.767
	Texas Tech	1997	23-7	.767



2015

DATE	PLAYER
Feb. 16:	Eric Gutierrez, Texas Tech, Jr., IB*
Feb. 23:	Kolbey Carpenter, Oklahoma, Jr., INF/OF^
March 2:	Aaron Dodson, Baylor, So., IB/C
March 9:	Sheldon Neuse, Oklahoma, So., SS
March 16:	Cody Jones, TCU, Sr., OF
March 23:	Kolbey Carpenter, Oklahoma, Jr., INF/OF
March 30:	Ryan Sluder, Oklahoma State, So., OF
April 6:	Anthony Hermelyn, Oklahoma, Jr., IB
April 13:	Max Brown, K-State, Sr., OF
April 20:	Kolbey Carpenter, Oklahoma, Jr., INF/OF
April 27:	Ryan Sluder, Oklahoma State, So., OF
May 4:	Tyler Moore, Kansas State, Jr., C
May 11:	Shane Conlon, Kansas State, Sr., IB
May 18:	C.J Hinojosa, Texas, Jr., INF

PITCHER

Sean Spicer, Baylor, Sr., RHP
Jake Elliott, Oklahoma, So., RHP
Preston Morrison, TCU, Sr., RHP^
Michael Freeman, Oklahoma State, Sr., LHP
Alex Young, TCU, Jr., LHP
Cameron Smith, Texas Tech, Sr., LHP
Michael Freeman, Oklahoma State, Sr., LHP
Michael Freeman, Oklahoma State, Sr., LHP
Cameron Smith, Texas Tech, Sr., LHP
Preston Morrison, TCU, Sr., RHP
Cameron Smith, Texas Tech, Sr., LHP
Michael Freeman, Oklahoma State, Sr., LHP
Alex Young, TCU, Jr., LHP
Bryant Burleson, Texas Tech, Sr., 2B
Nate Griep, Kansas State, So., RHP
Nate Griep, Kansas State, So., RHP

NEWCOMER

Kevin Bradley, Oklahoma State, So., INF
Jon Littell, Oklahoma State, Fr., OF
Michael Cantu, Texas, Fr., C/IB
Justin Arrington, Baylor, Jr., SS
Tyler Moore, Kansas State, Jr., C
Cory Raley, Texas Tech, Jr., DH/INF
Quinn Carpenter, Texas Tech, Jr., OF
Matt McLaughlin, Kansas, Fr., 3B
Blake Smith, West Virginia, Jr., RHP
Tyler Wolfe, Kansas State, Jr., SS
KC Huth, West Virginia, Jr., CF
Connor Wanhanen, TCU, Fr., DH
Michael Cantu, Texas, Fr., C/IB
Ben Krauth, Kansas, Jr., LHP
Sam Chadick, Kansas State, Fr., OF
Tyler Wolfe, Kansas State, Jr., SS
Owen Taylor, Kansas, Fr., DH
Tyler Wolfe, Kansas State, Jr., SS

2014

DATE	PLAYER
Feb. 17:	Mark Payton, Texas, Sr., OF
Feb. 24:	Donnie Walton, Oklahoma State, So., SS
March 3:	Ross Kivett, Kansas State, Sr., OF
March 10:	Mac James, Oklahoma, Jr., C/IB*^
March 17:	Mitch Meyer, Kansas State, Jr., OF
March 24:	Hector Lorenzana, Oklahoma, Sr., SS
	Billy Fleming, West Virginia, Jr., 2B
March 31:	Ross Kivett, Kansas State, Sr., OF
April 7:	Derek Odell, TCU, Jr., INF
April 14:	Eric Gutierrez, Texas Tech, So., IB
April 21:	Garret Crain, TCU, Jr., INF
	Jacob Rice, West Virginia, Sr., OF
April 28:	Eric Gutierrez, Texas Tech, So., IB
May 5:	Adam Toth, Baylor, Jr., OF
May 12:	Zach Fish, Oklahoma State, Jr., OF/DH
May 19:	Adam Kirsch, Texas Tech, Sr., OF/DH

PITCHER

Brandon Finnegan, TCU, Jr., LHP^
Frank Duncan, Kansas, Sr., RHP^
Dillon Peters, Texas, Jr., RHP
Josh Michalec, Baylor, Sr., RHP
Dillon Newman, Baylor, Sr., RHP
Austin Stone, Baylor, Jr., RHP
Sean Carley, West Virginia, Jr., RHP
Preston Morrison, TCU, Jr., RHP
Nathan Thornhill, Texas, Sr., RHP
Riley Ferrell, TCU, So., RHP
Jordan Piché, Kansas, Sr., RHP
Preston Morrison, TCU, Jr., RHP
Jon Perrin, Oklahoma State, Jr., RHP
Dillon Peters, Texas, Jr., RHP

NEWCOMER

Darryn Sheppard, Baylor, Fr., OF
Aaron Hernandez, Kansas, Jr., 3B
Ryan Long, Texas Tech, Fr., INF
Chris Sadberry, Texas Tech, Jr., LHP
Adam Kirsch, Texas Tech, Sr., OF
Sheldon Neuse, Oklahoma, Fr., 3B
Nate Griep, Kansas State, Fr., RHP
Tres Barrera, Texas, Fr., C/IB
Tanner DeVinny, Kansas State, Fr., DH
Sheldon Neuse, Oklahoma, Fr., 3B
Matt Menard, Baylor, Fr., C
Jordan Kipper, TCU, Jr., RHP
Daniel Castano, Baylor, Fr., LHP
Ross Vance, West Virginia, So., LHP
Tyler Alexander, TCU, Fr., LHP
Stephen Villines, Kansas, Fr., RHP
Tres Barrera, Texas, Fr., C

2013

DATE	PLAYER
Feb. 18:	Matt Oberste, OU, Jr., INF
Feb. 25:	Matt Oberste, OU, Jr., INF
March 4:	Cal Towey, BU Sr., 3B
March 11:	Michael Suiter, KU, So., OF
March 18:	Zach Fish, OSU, So., RF
March 25:	Tanner Witt, K-STATE, Sr., OF
April 1:	Grayson Porter, BU, Jr., OF
April 8:	Jon Davis, K-STATE, Sr., OF
April 15:	Cal Towey, BU, Sr., 3B
April 22:	Robbie Rea, OSU Sr., 3B
April 29:	Lawton Langford, BU, Jr., 2B
May 6:	Matt Frazer, WVU, Jr., DH
May 13:	Gage Green, OSU, So., C/OF
May 20:	Mitch Meyer, K-STATE, So., DH/OF

PITCHER

Dillon Overton, OU, Jr., LHP
Trey Masek, TTU, Jr., RHP
Max Garner, BU, Sr., RHP
Jonathan Gray, OU, Jr., RHP
Jonathan Gray, OU, Jr., RHP
Harrison Musgrave, WVU, So., LHP
Jonathan Gray, OU, Jr., RHP
Dillon Peters, UT, So., LHP
Dillon Overton, OU, Jr., LHP
Harrison Musgrave, WVU, So., LHP
Harrison Musgrave, WVU, So., LHP
Mark Robinette, OSU, Jr., RHP
Harrison Musgrave, WVU, So., LHP
Tyler Nurdin, OSU, So., LHP

NEWCOMER

Tanner Krieteimer, OSU, Jr., IB
Jacob Rice, WVU, Jr., OF
Boomer White, TCU, Fr., DH/OF
Devon Conley, TTU, Jr., OF
Jonny Drozd, TTU, Jr., LHP
Jacob Evans, OU, Fr., LHP
Jake Barrios, TTU, Jr., 3B
Jordan Piché, KU Jr., RHP
Jordan Piché, KU, Jr., RHP
Jake Matthys, K-STATE, Fr., RHP
Tyler Nurdin, OSU, So., LHP
Jordan Piché, KU, Jr., RHP
Hector Lorenzana, OU, Jr., 2B
Jake Matthys, K-STATE, Fr., RHP

2012

DATE	PLAYER
Feb. 20:	Dane Opel, MU Jr.
Feb. 27:	Logan Vick, BU Jr.
March 5:	Jonathan Walsh, UT, Jr.
March 12:	Jake Brown, K-STATE, Sr.

PITCHER

Thomas Taylor, KU, Jr.
Trent Blank, BU, Sr.
Jordan John, OU, So.
Ross Stripling, TAMU, Sr.
Dillon Overton, OU, So.

NEWCOMER

Brooks Marlow, UT, Fr.
Chase Stevens, OSU, Jr.
Brooks Marlow, UT, Fr.
Jonathan Gray, OU, So.



March 19:	Robbie Rea, OSU, Jr. Logan Vick, BU Jr.	Andrew Heaney, OSU, Jr. Michael Wacha, TAMU, Jr.	Parker French, UT, Fr. Blake Holovach, MU, Jr.
March 26:	Max Muncy, BU, Jr.	Duke von Schamann, TTU, So.	Hunter Lockwood, OU, Fr.
April 2:	Jake Miller, BU, Jr. Hunter Lockwood, OU, Fr.		
April 9:	Erich Weiss, UT, So.	Josh Turley, BU, Jr.	Adam Toth, BU, Fr.
April 16:	Josh Ludy, BU, Sr.	Michael Wacha, TAMU, Jr.	Michael Howard, BU, Fr. Damien Magnifico, OU, Jr.
April 23:	Josh Ludy, BU, Sr.	Frank Duncan, KU, So.	Nathan Orf, BU, Jr. John Curtiss, UT, Fr.
April 30:	Max White, OU, Jr.	Rob Zastryzny, MU, So.	Trey Whaley, OSU, Jr.
May 7:	Jared King, K-STATE, So.	Andrew Heaney, OSU, Jr.	John Miles, MU, Fr.
May 14:	Wade Hinkle, K-STATE, Sr.	Ross Stripling, TAMU, Sr.	Steven Okert, OU, Jr.
May 21:	Matt Juengel, TAMU, Sr.	Frank Duncan, KU, So.	Joe Flattery, K-STATE Jr.

2011	PLAYER	PITCHER	NEWCOMER
Feb. 21	Garrett Buechele, OU, Jr.	Taylor Jungmann, UT, Jr.	Kelby Tomlinson, TTU, Jr.
Feb. 28	Garrett Buechele, OU, Jr.	John Stilson, TAMU, Jr.	Jordan John, OU, Fr.
March 7	Landis Ware, BU, Sr.	Michael Rocha, OU, Sr.	Gabe Weidenaar, OSU, Jr.
March 14	Chris Slater, BU, Sr.	Logan Verrett, BU, Jr.	Chris Marlowe, OSU, Jr. Erich Weiss, UT, Fr.
March 21	Stephen Hagen, TTU, Jr.	Ross Stripling, TAMU, Jr.	Andre Wheeler, TTU, Fr.
March 28	Jamodrick McGruder, TTU, Fr.	Brad Propst, OSU, Sr.	Krey Bratsen, TAMU, Fr.
April 4	Davis Duren, OSU, Sr.	Michael Rocha, OU, Sr.	Lucas Kephart, UT, Jr.
April 11	Jason Brunansky, KU, Jr.	Kyle Hunter, K-STATE, Jr.	Jared King, K-STATE, Fr. Erich Weiss, UT, Fr.
April 18	Tyler Ogle, OU, Jr.	Ross Stripling, TAMU, Jr.	Zach Johnson, OSU, Jr.
April 25	Conner Mach, MU, Jr.	James Allen, K-STATE, Jr. John Stilson, TAMU, Jr.	Krey Bratsen, TAMU, Fr.
May 2	Stephen Hagen, TTU, Jr.	Taylor Jungmann, UT, Jr.	Dillon Overton, OU, Fr.
May 9	Jonah Schmidt, MU, Sr.	Taylor Jungmann, UT, Jr.	Jared King, K-STATE, Fr.
May 16	Max Muncy, BU, So.	Mike Strong, OSU, Jr.	Ka'iana Eldredge, KU, Fr.
May 23	Jake Miller, BU, So.	Ross Stripling, TAMU, Jr.,	Duke von Schamann, TTU, Fr.

2010	PLAYER	PITCHER
Feb. 22	Brodie Greene, TAMU, Sr.	Shawn Tolleson, BU, Jr. Chad Bettis, TTU, Jr.
March 1	Aaron Senne, MU, Sr.	Cameron Selik, K-STATE, Sr. Cole Green, UT, Jr.
March 8	Raynor Campbell, BU, Sr.	Jeremy Erben, OU, Jr. Barret Loux, TAMU, Jr.
March 15	Casey Lytle, KU, Jr.	Brett Bochy, KU, Jr.
March 22	Adam Bailey, NU, Sr.	Brandon Workman, UT, Jr.
March 29	Robby Price, KU, Sr.	Brett Bochy, KU, Jr.-RS Tom Lemke, NU, Fr.
April 5	Robby Price, KU, Sr.	Thomas Keeling, OSU, Jr.
April 12	Aaron Senne, MU, Sr.	Logan Verrett, BU, So.
April 19	Barrett Barnes, TTU, Fr.	Cole Green, UT, Jr.
April 26	Cameron Rupp, UT, Jr.	Cole Green, UT, Jr.
May 3	Danny Black, OU, Jr.	T.J. Walz, KU, Jr.
May 10	Robby Price, KU, Sr.	Jack Mayfield, OU, Fr.
May 17	Adam Smith, TAMU, So.	Nick Tepesch, MU, Jr. Barret Loux, TAMU, Jr.
May 24	Garrett Buechele, OU, So.	Chance Ruffin, UT, Jr.

May 4	Tony Thompson, KU, So.	Brad Buehler, MU, So.
May 11	Greg Folgía, MU, Jr.	Ross Hales, TAMU, Jr.
May 18	Buck Afenir, KU, Fr.-RS	Sean Yost, NU, Fr.

2008	PLAYER	PITCHER
Feb. 25	Tyrone Hambly, OSU, Jr.	Kendal Volz, BU, So.
March 3	Rebel Ridling, OSU, Sr.	Michael Rocha, OU, Fr.
March 10	Roger Kieschnick, TTU, Jr.	Johnny Dorn, NU, Sr. Brooks Raley, TAMU, Fr.
March 17	Craig Corriston, NU, Sr.	Shawn Tolleson, BU, Fr.
March 24	Nick Sullivan, NU, Jr.	Aaron Crow, MU, Jr.
March 31	Doug Thennis, TTU, Sr.	Lance Hoge, K-STATE, Jr.
April 7	Ben Booker, BU, Jr.	Aaron Crow, MU, Jr.
April 14	Jacob Priday, MU, Sr.	Andrew Oliver, OSU, So.
April 21	Neil Medchill, OSU, So.	Travis Starling, TAMU, So.
April 28	Luke Anders, TAMU, Jr.	Brad Hutt, K-STATE, Sr.
May 5	John Allman, KU, Sr.	Kenn Kasperek, UT, Jr.
May 12	José Duran, TAMU, Jr.	Kyle Gibson, MU, So.
May 19	Roger Kieschnick, TTU, Jr.	Tyler Lyons, OSU, So. Austin Wood, UT, Jr.

2009	PLAYER	PITCHER
Feb. 23	Caleb Shofner, TAMU, So.	Shaeffer Hall, KU, Jr.
March 2	Adam Bailey, NU, Jr.	Brandon Workman, UT, So.
March 9	Aaron Miller, BU, Jr.	Ryan Duke, OU, So.
March 16	Kevin David, OSU, So.	Kyle Gibson, MU, Jr.
March 23	J.T. Wise, OU, Sr.	Kyle Gibson, MU, Jr.
March 30	Tyler Farst, NU, Jr.	A.J. Morris, K-STATE, Jr. Nick Fleece, TAMU, So.
April 6	Shaver Hansen, BU, Jr.	T.J. Walz, KU, So.
April 13	Dustin Dickerson, BU, Jr.	Chad Bettis, TTU, So.
April 20	Greg Folgía, MU, Jr.	Austin Wood, UT, Sr.
April 27	Bryant Hernandez, OU, Jr. Kyle Colligan, TAMU, Sr.	Chase Anderson, OU, Jr.

2007	PLAYER	PITCHER
Feb. 12	Kyle Russell, UT, So.	Oliver Odle, OSU, Sr.
Feb. 19	Doug Thennis, TTU, Jr.	Adrian Alaniz, UT, Jr.
Feb. 26	Jake Opitz, NU, Jr.	Kyle Nicholson, TAMU, Sr.
March 5	Aaron Reza, OU, Jr. Blake Stouffer, TAMU, Jr.	Heath Taylor, OU, Jr.
March 12	Jeff Tezak, NU, Jr.	Colt Hynes, TTU, Sr.
March 19	Corey Brown, OSU, Jr.	Justin Friend, OSU, Jr. Kyle Nicholson, TAMU, Sr.
March 26	Beamer Weems, BU, So.	Tony Watson, NU, Jr.
April 2	Rebel Ridling, OSU, Jr.	Adrian Alaniz, UT, Jr.
April 9	Andrew Brown, NU, Sr.	Rick Zagone, MU, So. Tony Watson, NU, Jr.



April 17 Ty Wright, OSU, Sr. Chase Bayuk, K-STATE, Jr.
 Stephen Porlier, OU, So.
 April 23 Kyle Russell, UT, So. Tony Watson, NU, Jr.
 April 30 Jacob Priday, MU, Jr. Austin Wood, UT, So.
 Blake Stouffer, TAMU, Jr.
 May 7 Blake Stouffer, TAMU, Jr. Wade Mackey, BU, Fr.
 May 14 Tyler Mach, OSU, Sr. David Newmann, TAMU, Jr.

2006

	PLAYER	PITCHER
Feb. 14	Gus Milner, KU, Sr.	Don Czyz, KU, Sr.
Feb. 21	Joseph Hughes, OU, Jr.	Joba Chamberlain, NU, Jr.
Feb. 28	Kyle Russell, UT, Fr.	Max Scherzer, MU, Jr.
March 7	Nick Peoples, UT, Jr.	Joba Chamberlain, NU, Jr.
March 14	Jacob Priday, MU, So.	Daniel McCutchen, OU, Jr.
March 21	Chase Gerdes, BU, Jr.	Johnny Dorn, NU, So.
Mar. 28	Brandon Buckman, NU, Sr.	Kenn Kasparek, UT, So.
April 4	Ryan Wehrle, NU, So.	Miles Morgan, TTU, Fr.
April 11	Carson Kainer, UT, Jr.	Kyle McCulloch, UT, Jr.
April 18	Brandon Farr, K-STATE, Sr.	Ryan LaMotta, BU, Sr.
April 25	Tyler Mach, OSU, Jr.	Jason Meyer, TAMU, Jr.
May 2	Nick Jaros, NU, Jr.	Johnny Dorn, NU, So.
May 9	Jason Meyer, TAMU, Jr.	Aaron Odom, TTU, Jr.
May 16	Tyler Mach, OSU, Jr.	Brae Wright, OSU, Sr.
May 23	Shelby Ford, OSU, Jr.	Brad Hutt, K-STATE, So.
	Roger Kieschnick, TTU, Fr.	Riley Boening, UT, Fr.
	Keanon Simon, OSU, Jr.	Brad Hutt, K-STATE, So.
		Daniel McCutchen, OU, Jr.

2005

	PLAYER	PITCHER
Feb. 15	Matt Baty, KU, Jr.	Cory VanAllen, BU, So.
Feb. 22	Drew Stubbs, UT, So.	Cory VanAllen, BU, So.
March 1	A.J. Van Slyke, KU, Jr.	Joba Chamberlain, NU, So.
March 8	Terry Blunt, K-STATE, Jr.	Mark McCormick, BU, Jr.
March 15	James Boone, MU, Jr.	Jason Meyer, TAMU, So.
March 22	Alex Gordon, NU, Jr.	Kyle McCulloch, UT, So.
March 29	Alex Gordon, NU, Jr.	Mark McCormick, BU, Jr.
April 5	Andrew Baldwin, TAMU, Sr.	Brian Wyatt, TTU, Jr.
April 12	Gus Milner, KU, Jr.	Steven Guerra, OU, Jr.
April 19	Cameron Blair, TTU, Sr.	Scott Richmond, OSU, Sr.
April 26	Drew Stubbs, UT, So.	Max Scherzer, MU, So.
May 3	A.J. Van Slyke, KU, Jr.	J. Brent Cox, UT, Jr.
May 10	David Maroul, UT, Sr.	Adrian Alaniz, UT, Fr.
May 17	Steve Murphy, K-STATE, Jr.	Joba Chamberlain, NU, So.
May 23	Curtis Ledbetter, NU, Sr.	Robert Ray, TAMU, Sr.
	Cameron Blair, TTU, Sr.	Chase Mitchell, K-STATE, Jr.
	Ryan Rohlinger, OU, Jr.	Don Czyz, KU, Jr.
	Adam Carr, OSU, Jr.	Will Savage, OU, Jr.
		Abe Woody, BU, Jr.
		Max Scherzer, MU, So.
		Mark McCormick, BU, Jr.

2004

	PLAYER	PITCHER
Feb. 10	Josh Brady, TTU, Jr.	Huston Street, UT, Jr.
Feb. 17	Seth Johnston, UT, Jr.	Cory VanAllen, BU, Fr.
Feb. 24	Cliff Pennington, TAMU, So.	David Purcey, OU, Jr.
March 2	Austin Boggs, TAMU, Fr.	Zach Jackson, TAMU, Jr.
March 9	Michael Mask, TTU, Jr.	Justin Moore, TAMU, Sr.
		Daniel Rew, OSU, Sr.
		Sam LeCure, UT, So.
		Jim Ripley, K-STATE, Sr.
		J.P. Howell, UT, Jr.

March 16	James Boone, MU, So.	J.P. Howell, UT, Jr.
March 23	Josh Ford, BU, Jr.	Mark McCormick, BU, So.
March 30	Madison Edwards, TTU, Jr.	Jarod McAuliff, OU, Jr.
	Steve Murphy, K-STATE, So.	Spencer Grogan, OSU, Jr.
April 6	Michael Griffin, BU, Jr.	Zach Kroenke, NU, So.
April 13	Ole Sheldon, OU, Jr.	Sam LeCure, UT, So.
	Josh Brady, TTU, Jr.	Zach Jackson, TAMU, Jr.
April 20	Curtis Ledbetter, NU, Jr.	J.P. Howell, UT, Jr.
	Ty Wright, OSU, Fr.	
April 27	Taylor Teagarden, UT, So.	Jason Meyer, TAMU, Fr.
May 4	Cameron Blair, TTU, Jr.	Garrett Broshuis, MU, Jr.
May 11	Eric Thornton, OU, Jr.	Zach Jackson, TAMU, Jr.
May 18	Paul Witt, BU, Jr.	Mark Alexander, MU, Sr.
	Ole Sheldon, OU, Jr.	Corey Gerstner, TTU, Sr.
May 24	Josh Ford, BU, Jr.	Justin Pekarek, NU, Sr.
	Cory Patton, TAMU, Sr.	Mark Roberts, OU, Sr.

2003

	PLAYER	PITCHER
Feb. 11	Ryan Baty, KU, Jr.	Scott Baker, OSU, Jr.
Feb. 18	Travis Metcalf, KU, So.	Logan Kensing, TAMU, So.
Feb. 25	Chris Durbin, BU, Sr.	Kevin Wheeler, KU, Sr.
March 4	Ross Bennett, BU, Sr.	Brian Duensing, NU, So.
March 11	Jay Yaconetti, OU, Jr.	Ryan Knippschild, KU, Jr.
March 18	Dustin Majewski, UT, Sr.	Matt Farnum, TAMU, Jr.
March 25	Jason Jaramillo, OSU, So.	Jeff Karstens, TTU, Jr.
April 1	Zane Taylor, MU, Fr.	Zach Kroenke, NU, Fr.
April 8	Jose Virgil, OSU, Sr.	Aaron Marsden, NU, Jr.
	Tim Moss, UT, Jr.	Scott Baker, OSU, Jr.
April 15	Justin Ruggiano, TAMU, Jr.	Brandon Johnson, KU, Jr.
April 22	Zack Saunders, K-STATE, Jr.	Aaron Marsden, NU, Jr.
April 29	Chris Durbin, BU, Sr.	Kyle Parcus, TAMU, Jr.
May 6	Curtis Ledbetter, NU, So.	Huston Street, UT, So.
May 13	Eddie Cornejo, OU, Sr.	John Urick, OSU, Jr.
	Christian Colonel, TTU, Jr.	Brian Finch, TAMU, Jr.
May 20	Cory Patton, TAMU, Jr.	Robert Ray, TAMU, Fr.
		Aaron Marsden, NU, Jr.

2002

	PLAYER	PITCHER
Feb. 11	Tim Hartshorn, BU, Sr.	Chris Phillips, TTU, Sr.
Feb. 18	Dustin Majewski, UT, Jr.	Jared Theodorakos, BU, Jr.
Feb. 25	Matt Alexander, TAMU, So.	Shane Komine, NU, Sr.
March 4	Tim Moss, UT, So.	Jamie Rodrigue, NU, Jr.
March 11	Mike Huggins, BU, Jr.	Steven White, BU, Jr.
March 18	Jason Frasz, OU, Jr.	Aaron Marsden, NU, So.
March 25	Scooter Jordan, TTU, Jr.	Brad Halsley, UT
April 1	Paul Powell, OSU, Sr.	Shane Komine, NU, Sr.
April 8	Osmar Castillo, K-STATE, Sr.	Justin Simmons, UT, So.
	Jed Morris, NU, Jr.	Mitch Walter, K-STATE, Jr.
April 15	Lee Laskowski, MU, So.	Jesen Merle, UT, Jr.
April 22	Mick Weiss, MU, Sr.	Chris Reilly, OSU, Jr.
April 29	Ty Soto, K-STATE, So.	David Purcey, OU, Fr.
May 6	Mike Huggins, BU, Jr.	Aaron Marsden, NU, So.
	Rob Watson, OSU, Sr.	Dan Olson, KU
	J.D. Reininger, UT, Fr.	Mark Roberts, OU, So.
May 13	Jed Morris, NU, Jr.	Brock Smith, K-STATE, Sr.
May 20	Jason Frasz, OU, So.	Jonathan Gutierrez, K-STATE, Jr.
		Dusty Buck, TTU, Jr.



2001	PLAYER	PITCHER
Feb. 6	Jerome Godsey, OU, Sr.	Scott Baker, OSU, Fr.
Feb. 12	Josh Cavender, K-STATE, Sr.	Steven White, BU, So.
Feb. 19	Mike Huggins, BU, So.	Albert Montes, UT, Jr.
Feb. 26	Rob Conway, ISU, Sr.	Matt Farnum, TAMU, Fr.
March 5	Omar Quintanilla, UT, Fr.	Pete Smart, KU, Sr.
March 12	Roy York, OSU, Sr.	Shane Komine, NU, Jr.
March 19	Lee Laskowski, MU, Fr.	Chris Russ, TAMU, Sr.
March 26	Matt Williams, BU, Sr.	Chris Phillips, TTU, Jr.
April 2	Jayce Tingler, MU, So.	Brandon Roberson, TTU, Sr.
April 9	Omar Quintanilla, UT, Fr.	Todd Deininger, TAMU, So.
April 16	Pat Maloney, K-STATE, So.	Alan Bomer, ISU, So.
April 23	Austin Cranford, TTU, Jr.	Justin Simmons, UT, Fr.
April 30	Mark English, K-STATE, Sr.	Matt Farnum, TAMU, Fr.
May 7	Ryan Stegall, MU, Jr.	Shane Komine, NU, Jr.
May 14	Charlie Frasier, OU, Jr.	Pete Smart, KU
	Joe Urban, ISU, Sr.	Gerrit Simpson, UT, Jr.
		Alan Bomer, ISU, So.
		Luke Robertson, K-STATE Jr.
		Nick McCurdy, OSU, Jr.

2000	PLAYER	PITCHER
Feb. 7	Rob Conway, ISU, Jr.	Phil Seibel, UT, Jr.
Feb. 14	Doug Dreher, KU, Jr.	Beau Hale, UT, Jr.
Feb. 21	Roy York, OSU, Jr.	Logan Dale, MU, Jr.
Feb. 28	Chaz Eiguren, TTU, Sr.	Chad Hawkins, BU, Sr.
March 6	Jayce Tingler, MU, Fr.	D.J. Jones, UT, Sr.
March 13	Jaime Bubela, BU, Jr.	Khalid Ballouli, TAMU, So.
March 20	Carlos Gautreaux, OSU, Sr.	Jamie Rodrigue, NU, Fr.
March 27	Daylan Holt, TAMU, Jr.	Shane Komine, NU, So.
April 3	Rick Park, OU, Sr.	Matt Smith, OSU, Jr.
April 10	Chad Tabor, K-STATE, Sr.	Shane Komine, NU, So.
April 17	Dan Johnson, NU, Jr.	Kyle Evans, BU, Jr.
April 24	Rick Park, OU, Sr.	Mike Laesch, ISU, Sr.
May 1	Matt Hopper, NU, Fr.	Kyle Evans, BU, Jr.
May 8	Luke Scott, OSU, Jr.	Shane Komine, NU, So.
May 15	Landon Brandes, MU, So.	Matt Smith, OSU, Jr.

1999	PLAYER	PITCHER
Feb. 8	Jon Weber, TTU, Jr.	Scott Dunn, UT, Jr.
Feb. 15	Ken Harvey, NU, Jr.	Jason Jennings, BU, Jr.
Feb. 22	Jason Aspito, UT, So.	D.J. Jones, UT, Jr.
March 1	Ryan Stegall, MU, Fr.	Shane Wright, TTU, Sr.
March 8	Ken Harvey, NU, Jr.	Jody Harris, MU, Jr.
March 15	Jason Cox, UT, Sr.	Kevin Tracey, TTU, Jr.
March 22	John Nelson, KU, So.	Casey Fossum, TAMU, Jr.
March 29	Lamont Matthews, OSU, Jr.	Jason Jennings, BU, Jr.
April 5	J.R. Warner, MU, So.	Jason Jennings, BU, Jr.
April 12	Dell Lindsey, TAMU, Jr.	Casey Fossum, TAMU, Jr.
April 19	Ken Harvey, NU, Jr.	Shane Komine, NU, Fr.
April 26	Jon Williams, MU, So.	Casey Fossum, TAMU, Jr.
May 3	Tommy Nicholson, UT, So.	Chris George, MU, Sr.
May 10	Tommy Whiteman, OU, Fr.	Derek Anderson, K-STATE, Sr.
May 17	Casey Bookout, OU, Sr.	Jeremy Krismer, OSU, Jr.
	Jay McCullough, OSU, Sr.	Brian Curtin, ISU, So.

1998	PLAYER	PITCHER
Feb. 9	Casey Bookout, OU, Jr.	Ryan Rupe, TAMU, Sr.
Feb. 16	Josh Bard, TTU, So.	Ryan Rupe, TAMU, Sr.
Feb. 23	Charley Carter, BU, Sr.	Curt Kautsch, UT, Jr.
March 2	Jose Montenegro, OU, Sr.	Justin Stine, MU, Jr.
March 9	Josh Dimmick, KU, Sr.	Jason Jennings, BU, So.
March 16	Charley Carter, BU, Sr.	Ryan Rupe, TAMU, Sr.
March 23	Aaron Runk, ISU, So.	Shane Wright, TTU, Jr.
March 30	Jon Topolski, BU, Jr.	Jay Bell, MU, Sr.

April 6	Griffin Moore, MU, Sr.	Nathan Hilton, ISU, Jr.
April 13	Chris Edelstein, UT, Sr.	Geoff Geary, OU, Sr.
April 20	Josh Bard, TTU, So.	Matt Smith, OSU, Fr.
April 27	Ryan Fry, MU, Sr.	Matt Smith, OSU, Fr.
May 3	Craig Kuzmic, TAMU, Jr.	Ryan Rupe, TAMU, Sr.
May 10	Josh Dimmick, KU, Sr.	Jared Hoerman, OU, Jr.

1997	PLAYER	PITCHER
Feb. 10	Jeff Guiel, OSU, Sr.	Chris Speerstra, UT, Jr.
Feb. 17	Scott Poepard, K-STATE, Sr.	Kendal Adare, UT, Sr.
Feb. 24	Les Walrond, KU, So.	Steve Fish, NU, Sr.
March 3	David Johnson, UT, Sr.	Ryan Jamison, MU, Fr.
March 10	Rusty McNamara, OSU, Sr.	Kris Lambert, BU, Sr.
March 17	Todd Sears, NU, Jr.	Jason Gooding, TTU, Jr.
March 24	Johnny Hunter, TAMU, Sr.	David Johnson, K-STATE, Jr.
March 31	Josh Bard, TTU, Fr.	Ryan Seifert, ISU, Jr.
April 7	Joe Dillon, TTU, Sr.	Jon Adkins, OSU, So.
April 14	Jon Topolski, BU, So.	Kevin Olsen, OU, Jr.
April 21	Javier Flores, OU, Sr.	Rad Weaver, UT, Jr.
April 28	Bill Uelmen, ISU, Jr.	Shane Wright, TTU, So.
May 5	Scott Peopard, K-STATE, Sr.	Steve Fish, NU, Sr.
May 12	Matt Garrick, TAMU, Jr.	John Sneed, TAMU, Jr.

ALL-TIME WEEKLY AWARD LEADERS

PLAYER OF THE WEEK - CAREER

Name, School	No.	Seasons
Ken Harvey, NU	4	1999 (4)
Mike Huggins, BU	3	2002 (2), 01
Robby Price, KU	3	2010 (3)
Jacob Friday, MU	3	2006, 07, 08
Curtis Ledbetter, NU	3	2005, 04, 03
Garrett Buechele, OU	3	2011 (2), 10
Kolbey Carpenter, OU	3	2015 (3)
Tyler Mach, OSU	3	2007, 06 (2)
Kyle Russell, UT	3	2007 (2), 06
Blake Stouffer, TAMU	3	2007 (3)
Cameron Blair, TTU	3	2005 (2), 04
Eric Gutierrez, TTU	3	2015, 14 (2)
Roger Kieschnick, TTU	3	2008 (2), 06

PITCHER OF THE WEEK - CAREER

Name, School	No.	Seasons
Shane Komine, NU	7	2002 (2), 01 (2), 00 (2), 1999
Ross Stripling, TAMU	5	2012 (2), 11 (3)
Aaron Marsden, NU	5	2003 (2), 2002
Micahel Freeman, OSU	4	2015 (4)
Preston Morrison, TCU	4	2015 (2), 14 (2)
Harrison Musgrave, WVU	4	2013 (4)
Mark McCormick, BU	4	2005 (3), 04
Jason Jennings, BU	4	1999 (3), 98
Joba Chamberlain, NU	4	2006 (2), 05 (2)
Ryan Rupe, TAMU	4	1998 (4)
Matt Smith, TAMU	4	2000 (2), 1998 (2)
Cameron Smith, TTU	3	2015 (3)
Frank Duncan, KU	3	2014 (1), 13 (2)
Dillon Peters, UT	3	2014 (2), 13 (1)
Jonathan Gray, OU	3	2013 (3)
Dillon Overton, OU	3	2013 (2), 12
Michael Rocha, OU	3	2011 (2), 08
Cole Green, UT	3	2010 (3)
Kyle Gibson, MU	3	2009 (2), 08
Johnny Dorn, NU	3	2008, 06 (2)
Adrian Alaniz, UT	3	2007 (2), 05
Tony Watson, NU	3	2007 (3)
Max Scherzer, MU	3	2006 (2), 05
Kyle McCulloch, UT	3	2006 (2), 05



Jason Meyer, TAMU	3	2006, 05, 04
Brad Hutt, K-STATE	3	2008, 06 (2)
Cory Van Allen, BU	3	2005 (2), 04
Zach Jackson, TAMU	3	2004 (3)
J.P. Howell, UT	3	2004 (3)
Scott Baker, OSU	3	2003 (2), 01
Matt Farnum, TAMU	3	2003, 01 (2)
Casey Fossum, TAMU	3	1999 (3)
Shane Wright, TTU	3	1999, 98, 97
Josh Bard, TTU	3	1997, 1998 (2)

MOST COMBINED CAREER WEEKLY AWARDS

Name, School	No.	Seasons
Jordan Piché, KU	4	2014 (Pitcher), 2013 (3 Newcomer)
Jonathan Gray, OU	4	2013 (3, Pitcher) 2012 (1 Newcomer)
Dillon Overton, OU	4	2013 (2 Pitcher), 2012 (1 Pitcher) 2011(1 Newcomer)
Sheldon Neuse, OU	3	2015 (1 Player), 2014 (2 Newcomer)
Nate Griep, K-STATE	3	2015 (2 Pitcher), 2014 (1 New)
Jared King, K-STATE	3	2012 (1 Player), 2011 (2 New)
Erich Weiss, UT	3	2012 (1, Player), 2011 (2 New)

ALL-TIME WEEKLY AWARD LEADERS**PLAYER OF THE WEEK - SEASON**

Name, School	No.	Seasons
Ken Harvey, NU	4	1999
Kolbey Carpenter, OU	3	2015
Robby Price, KU	3	2010
Blake Stouffer, TAMU	3	2007

PITCHER OF THE WEEK - SEASON

Name, School	No.	Seasons
Michael Freeman, OSU	4	2015
Harrison Musgrave, WVU	4	2013
Ryan Rupe, TAMU	4	1998
Cameron Smith, TTU	3	2015
Jonathan Gray, OU	3	2013
Taylor Jungmann, UT	3	2011
Ross Stripling, TAMU	3	2011
Cole Green, UT	3	2010
Tony Watson, NU	3	2007
Mark McCormick, BU	3	2005
J.P. Howell, UT	3	2004
Zach Jackson, TAMU	3	2004
Aaron Marsden, NU	3	2003
Shane Komine, NU	3	2000
Jason Jennings, BU	3	1999
Casey Fossum, TAMU	3	1999

NEWCOMER OF THE WEEK - SEASON

Name, School	No.	Seasons
Tyler Wolfe, K-STATE	3	2015
Jordan Piché, KU	3	2013
Michael Cantu, UT	2	2015
Jake Matthys, K-STATE	2	2013
Brooks Marlow, UT	2	2012
Jared King, K-STATE	2	2011
Erich Weiss, UT	2	2011
Krey Bratsen, TAMU	2	2011

WEEKLY AWARDS BY SCHOOL

School	Player	Pitcher	Newcomer	Total
Baylor	40	33	7	80
Iowa State	5	6	--	11
Kansas	21	18	9	48
Kansas State	25	19	12	56
Missouri	25	22	2	49
Nebraska	25	33	0	58
Oklahoma	38	29	10	77
Oklahoma State	35	33	9	77
TCU	3	8	4	15
Texas	27	48	11	86
Texas A&M	23	44	2	69
Texas Tech	30	22	11	63
West Virginia	3	5	3	11

TEAM SINGLE-SEASON LEADERS**MOST PLAYER OF THE WEEK SELECTIONS**

School	No.	Season
Baylor	6	2012
Oklahoma	5	2015
Texas Tech	5	2004
Baylor	4	2013, 11, 04
Kansas	4	2010, 05
Oklahoma State	4	2007, 06
Nebraska	4	1999

MOST PITCHER OF THE WEEK SELECTIONS

School	No.	Season
Baylor	6	2005
Texas	6	2004
Oklahoma	5	2013
Texas	5	2010
Texas A&M	5	2004, 03
Nebraska	5	2003, 02

MOST NEWCOMER OF THE WEEK SELECTIONS

School	No.	Season
Kansas State	5	2015
Oklahoma	4	2012
Texas	4	2012
Kansas	3	2013, 15
Texas Tech	3	2014, 13, 11
Baylor	3	2014, 12
Oklahoma State	3	2011
Texas	3	2011

MOST SINGLE-SEASON WEEKLY SELECTIONS

School	No.	Season
Baylor	11	2012
Kansas State	10	2015
Oklahoma	9	2013
Oklahoma State	8	2015
TCU	8	2014
Oklahoma	8	2012
Texas	8	2004
Texas A&M	8	2004
Texas Tech	7	2015
Baylor	7	2014
Oklahoma State	7	2013
Oklahoma	7	2011
Kansas	7	2010
Nebraska	7	2006
Texas	7	2006
Texas A&M	7	2003

*Newcomer of the Week was awarded beginning with the 2011 season.

1997

FIRST TEAM

Jason Jennings, Baylor, Fr.
 Matthew Marcom, Baylor, Jr.
 Eric Nelson, Baylor, So.
 Jon Topolski, Baylor, So.
 Sam Blahnik, Iowa State, So.
 Chris Grubb, Iowa State, Sr.
 Aaron Runk, Iowa State, Fr.
 Ryan Seifert, Iowa State, Jr.
 Josh Dimmick, Kansas, Jr.
 Craig Stewart, Kansas, Sr.
 Chris Traylor, Kansas State, Jr.
 Jason Wells, Kansas State, So.
 Aaron Jaworowski, Missouri, Jr.
 Giffin Moore, Missouri, Jr.
 Jarod Bearinger, Nebraska, So.
 Brian Doerr, Nebraska, Fr.
 Erik Mumm, Nebraska, So.
 Aron Amundson, Oklahoma, Jr.
 Jeffrey Andra, Oklahoma, Jr.
 Nathan Bennett, Oklahoma, So.
 Harold Betts, Oklahoma, Fr.
 Casey Bookout, Oklahoma, So.
 Hunter Covitz, Oklahoma, So.
 Paul McCurtain, Oklahoma, Jr.
 Luke McFarland, Oklahoma, So.
 Valentino Pascucci, Oklahoma, Fr.
 Kendall Prather, Oklahoma, Fr.
 Jeremy Vidales, Oklahoma, Fr.
 Billy Gasparino, Oklahoma State, Fr.
 Josh Holliday, Oklahoma State, So.
 Rusty Puffinbarger, Oklahoma State, Jr.
 Brian Thomas, Oklahoma State, Sr.
 Ryan Chapple, Texas, Jr.
 Brett Loeffler, Texas, Jr.
 Dan Roth, Texas, So.
 Chris Fulbright, Texas A&M, Fr.
 Robert Fullick, Texas A&M, So.
 Matt Garrick, Texas A&M, Jr.
 Jimmy Frush, Texas Tech, Sr.
 Johnny Hunter, Texas A&M, Sr.
 Brandon Buckley, Texas Tech, So.
 Steve Richardson, Texas Tech, Fr.

HONORABLE MENTION

Scott Grawe, Iowa State, Jr.
 Jason Mathys, Iowa State, Jr.
 Nathan Teut, Iowa State, Jr.
 Mark Corson, Kansas, Fr.
 Brett Kappelmann, Kansas, Fr.
 Stephen Matthews, Kansas, Sr.
 Logan Overman, Kansas, Fr.
 Shane Wedd, Kansas, Fr.
 Chris Williams, Kansas, So.
 Garrett Bell, Kansas State, Fr.
 Ryan Buell, Kansas State, Sr.
 Casey Cook, Kansas State, Fr.
 Joshua Marn, Kansas State, Jr.
 David Meares, Kansas State, Jr.
 Eric Sommerhauser, Kansas State, Jr.
 Ryan Fry, Missouri, Jr.
 Jeffrey Terrell, Missouri, Sr.
 Matt Drevo, Nebraska, Fr.
 Craig Moore, Nebraska, So.
 Chad Cochell, Oklahoma, So.
 Geoffrey Geary, Oklahoma, Jr.
 Chad Axton, Oklahoma State, Fr.
 Sky Checotah, Oklahoma State, Jr.

Ryan Folmar, Oklahoma State, Sr.
 Neil Forstythe, Oklahoma State, Sr.
 Rusty McNamara, Oklahoma State, Sr.
 Shane Robinson, Oklahoma State, Jr.
 Charley Carter, Texas, Jr.
 Mark Cridland, Texas, Jr.
 Scott Dunn, Texas, Fr.
 Joey Hart, Texas, Fr.
 Morgan Hull, Texas, Fr.
 Carl McClosky, Texas, Sr.
 Chance Caple, Texas A&M, Fr.
 Jason Tyner, Texas A&M, So.
 Courtney Weller, Texas A&M, Fr.
 Carter Ayers, Texas Tech, Jr.
 Brent Huddleston, Texas Tech, Jr.
 Brad Ralston, Texas Tech, So.
 Joe Smith, Texas Tech, Fr.
 Kirk Ulrich, Texas Tech, Jr.
 Monty Ward, Texas Tech, So.

1998

FIRST TEAM

Charley Carter, Baylor, Sr.*
 Jason Jennings, Baylor, So.
 Matthew Marcom, Baylor, Sr.
 Eric Nelson, Baylor, Jr.
 John Topolski, Baylor, Jr.
 Preston Underdown, Baylor, So.
 Brad Bjorklund, Iowa State, Fr.
 Aaron Runk, Iowa State, So.
 Josh Dimmick, Kansas, Sr.*
 Brett Kappelmann, Kansas, So.
 Pete Smart, Kansas, Fr.
 Chris Williams, Kansas, Jr.
 Josh Marn, Kansas State, Sr.
 Ryan Fry, Missouri, Sr.
 Michael Ketelsen, Missouri, Sr.
 Griffin Moore, Missouri, Sr.
 Nick Wilfong, Missouri, Fr.
 Jarod Bearinger, Nebraska, Jr.
 Erik Mumm, Nebraska, Jr.
 Brian Rodaway, Nebraska, Fr.
 Matt Schuldt, Nebraska, Sr.
 Casey Bookout, Oklahoma, Jr.
 Grant Bergman, Oklahoma State, Jr.
 Billy Gasparino, Oklahoma State, Jr.
 Steve Hill, Oklahoma State, Sr.*
 Josh Holliday, Oklahoma State, Jr.
 James McAuliff, Oklahoma State, Fr.
 Rusty Puffinbarger, Oklahoma State, Sr.
 Brett Loeffler, Texas, Sr.
 Chance Caple, Texas A&M, So.
 Chris Fulbright, Texas A&M, So.
 Steve Scarborough, Texas A&M, So.
 Jason Tyner, Texas A&M, Jr.
 Brandon Buckley, Texas Tech, Jr.
 Brad Ralston, Texas Tech, Jr.
 Monty Ward, Texas Tech, Jr.

HONORABLE MENTION

Tom Wierzbicki, Iowa State, Fr.
 Mark Corson, Kansas, So.
 Doug Dreher, Kansas, Fr.
 Chad Schuster, Kansas, Jr.
 Mark English, Kansas State, So.
 Chet Savage, Kansas State, Sr.
 Nick Schwieder, Missouri, Sr.
 Jason Williams, Missouri, Fr.
 Paul McCurtain, Oklahoma, Jr.

Scott Sandusky, Texas A&M, Sr.
 John Scheschuk, Texas A&M, Jr.
 Erik Sobek, Texas A&M, Jr.
 Matt Ward, Texas A&M, Jr.
 Courtney Weller, Texas A&M, So.

1999

FIRST TEAM

Preston Underdown, Baylor, Jr.
 Kyle Evans, Baylor, So.
 Mark Cogdill, Baylor, Jr.
 Eric Nelson, Baylor, Sr.
 Jon Topolski, Baylor, Sr.
 Jason Jennings, Baylor, Jr.
 Aaron Runk, Iowa State, Jr.
 Joe Siple, Iowa State, Jr.
 Brett Kappelmann, Kansas, Jr.
 Pete Smart, Kansas, So.
 Chris Williams, Kansas, Sr.
 Jeff Davis, Kansas, Fr.
 Matt Van Alsbury, Kansas, Fr.
 Lukas McKnight, Kansas, Fr.
 Michael Weiss, Missouri, Fr.
 Mike Ketelsen, Missouri, Sr.
 Jarod Baringer, Nebraska, Sr.
 Scott Fries, Nebraska, Jr.
 Brandt Vlieger, Nebraska, Jr.
 Erik Mumm, Nebraska, Sr.
 John Cole, Nebraska, Fr.
 Casey Bookout, Oklahoma, Sr.
 Hunter Covitz, Oklahoma, Grad.
 Rocky Cherry, Oklahoma, Fr.
 Carlos Gautreaux, Oklahoma State, Jr.*
 Grant Bergman, Oklahoma State, Jr.
 Billy Gasparino, Oklahoma State, Jr.
 Josh Holliday, Oklahoma State, Jr.
 Trevor Leu, Oklahoma State, Fr.
 Michael Lorsbach, Oklahoma State, Fr.
 Lance Smith, Oklahoma State, Jr.
 Beau Hale, Texas, So.
 Scott Dunn, Texas, Jr.
 Phil Seibel, Texas, So.
 Mike Pumo, Texas, Jr.
 Courtney Weller, Texas A&M, Jr.
 Ken Sundstrom, Texas A&M, Sr.

HONORABLE MENTION

Justin Taylor, Baylor, Fr.
 Tom Wierzbicki, Iowa State, So.
 Dave Rossman, Iowa State, So.
 Shane Wedd, Kansas, Jr.
 Jason Wells, Kansas St., Jr.
 Chet Savage, Kansas St., Sr.
 Mark English, Kansas St., So.
 Ryan Stegall, Missouri, Fr.
 Nick Wilfong, Missouri, So.
 Will Bolt, Nebraska, Fr.
 Adam Stern, Nebraska, Fr.
 Chad Cochell, Oklahoma, Jr.
 Joe Graham, Oklahoma, Jr.
 Evan Greusel, Oklahoma, Fr.
 Chris Haggard, Oklahoma State, So.
 Kevin Lucas, Oklahoma State, Jr.
 Toby Rhodes, Oklahoma State, Fr.
 Matt Smith, Oklahoma State, So.
 Dax Leone, Texas, Jr.
 Jeff Ontiveros, Texas, Fr.
 Chance Caple, Texas A&M, Jr.
 Matt Ward, Texas A&M, Sr.



Matt Knight, Texas A&M, Jr.
Jason Huth, Texas Tech, Sr.
Josh Bard, Texas Tech, Jr.
Brad Ralston, Texas Tech, Sr.

2000**FIRST TEAM**

Ross Bennett, Baylor, So.
Kyle Evans, Baylor, Jr.
Tim Hartshorn, Baylor, Jr.
Joe Ratliff, Baylor, Sr.
Preston Underdown, Baylor, Sr.
Aaron Runk, Iowa State, Sr.
Brett Kappelmann, Kansas, Sr.
Pete Smart, Kansas, Jr.
Shane Wedd, Kansas, Sr.
Duane Thompson, Kansas, Sr.
Chad Duckers, Kansas State, So.
Jason Wells, Kansas State, Sr.
Logan Dale, Missouri, Jr.
John Cole, Nebraska, So.
Scott Fries, Nebraska, Sr.
Brandon Penas, Nebraska, Jr.
Rocky Cherry, Oklahoma, So.
Carlos Gautreaux, Oklahoma State, Sr.
Lance Smith, Oklahoma State, Sr.
Ryan France, Texas, So.
Kevin Frizzell, Texas, So.
Beau Hale, Texas, Jr.
Mike Pumo, Texas, Sr.
Matt Rosenberg, Texas, Jr.
David O'Keeffe, Texas Tech, Sr.
Steve Rowe, Texas Tech, So.
Kevin Tracey, Texas Tech, Sr.

SECOND TEAM

Jaime Bubela, Baylor, Jr.
Michael Huggins, Baylor, So.
Mark Saccomanno, Baylor, So.
Justin Taylor, Baylor, So.
Joe Siple, Iowa State, Sr.
Spencer Allen, Iowa State, Jr.
Ryan Schmidt, Kansas, Sr.
Mark English, Kansas State, Jr.
Ryan Pickett, Missouri, Sr.
Mike Rallo, Missouri, Sr.
Mick Weiss, Missouri, So.
Brandt Vlieger, Nebraska, Sr.
Jeff Bajenaru, Oklahoma, Sr.
Toby Rhodes, Oklahoma State, So.
Matt Smith, Oklahoma State, Jr.
Ben Emond, Texas, Sr.
Trey Lunsford, Texas Tech, Jr.

2001**FIRST TEAM**

Justin Taylor, Baylor, Jr.
Keith Ellison, Baylor, Sr.
Tim Hartshorn, Baylor, Sr.
Justin Spooner, Baylor, Sr.
Spencer Allen, Iowa State, Sr.
Pete Smart, Kansas, Sr.
John Cole, Nebraska, Jr.
Shane Komine, Nebraska, Jr.
Jeff Leise, Nebraska, So.
Brandon Penas, Nebraska, Sr.
Adam Stern, Nebraska, Jr.
Rocky Cherry, Oklahoma, Jr.
Evan Greusel, Oklahoma, Jr.

Luke Scott, Oklahoma State, Sr.
Matt Rosenberg, Texas, Sr.
Jason Rainey, Texas Tech, Jr.

SECOND TEAM

Steven White, Baylor, So.
Michael Huggins, Baylor, Jr.
Matt Nordby, Iowa State, Sr.
Sam Gish, Kansas, Sr.
Kelvin Day, Kansas State, Sr.
Mark Alexander, Missouri, So.
Logan Dale, Missouri, Sr.
Drew Endicott, Missouri, So.
Mick Weiss, Missouri, Jr.
Anthony Vitello, Missouri, Sr.
Thom Ott, Nebraska, Jr.
Jamie Rodrigue, Nebraska, So.
Austin Coose, Oklahoma, Sr.
Mike Miller, Oklahoma State, So.
Toby Rhodes, Oklahoma State, Jr.
Rob Watson, Oklahoma State, Jr.
Ty Garner, Texas A&M, Jr.
Rusty Meyer, Texas A&M, So.
Justin Moore, Texas A&M, So.
Chris Russ, Texas A&M, Sr.
Cory Metzler, Texas Tech, Jr.
Brandon Roberson, Texas Tech, Sr.

2002**FIRST TEAM**

Ross Bennett, Baylor, Sr.
Tim Hartshorn, Baylor, Sr.
Paul Richmond, Baylor, Sr.
Justin Taylor, Baylor, Sr.
Steven White, Baylor, Jr.
Casey Spanish, Kansas, Jr.
Jake Wright, Kansas, Sr.
Tim Doty, Kansas State, Jr.
Chad Duckers, Kansas State, Sr.
Kevin Melcher, Kansas State, Jr.
Garrett Broshuis, Missouri, Fr-RS*
Shane Komine, Nebraska, Sr.
Jeff Leise, Nebraska, Jr.
Jamie Rodriguez, Nebraska, Jr.
Buddy Blair, Oklahoma, So.
Rocky Cherry, Oklahoma, Sr.
Zach Cates, Oklahoma State, Jr.
Justin Meccage, Oklahoma State, Sr.
Ali Modami, Oklahoma State, Sr.
Paul Powell, Oklahoma State, Sr.
Joe Weaver, Oklahoma State, So.
Ray Clark, Texas, Jr.
Ryan France, Texas, Sr.
Matt Rosenberg, Texas, Sr.
Ryan Warpinski, Texas A&M, So.
Brent Fossum, Texas Tech, So.
J.J. Newman, Texas Tech, Sr.
Steve Rowe, Texas Tech, Sr.

SECOND TEAM

Mike Huggins, Baylor, Sr.
Ryan Baty, Kansas, So.
Jeff Davis, Kansas, Sr.
Brad Anzman, Kansas State, So.
James Brazeal, Kansas State, Sr.
Ty Soto, Kansas State, So.
Drew Endicott, Missouri, Jr.
Tony Vitello, Missouri, Sr.
Drew Anderson, Nebraska, So.

Jeff Blaesing, Nebraska, Sr.
Will Bolt, Nebraska, Sr.
Steve Hale, Nebraska, Jr.
Heith Gadiant, Oklahoma, Sr.
Evan Greusel, Oklahoma, Sr.
Matt Oakes, Oklahoma State, Sr.
Toby Rhodes, Oklahoma State, Sr.
Rob Watson, Oklahoma State, Jr.
Matt Alexander, Texas A&M, So.
Justin Moore, Texas A&M, So.
Matt Farnum, Texas A&M, So.
Matt Harbin, Texas Tech, Sr.
Travis McElroy, Texas Tech, Sr.

2003**FIRST TEAM**

Ross Bennett, Baylor, Sr.
Steven White, Baylor, Sr.
Michael Griffin, Baylor, So.
Sean Walker, Baylor, So.
Zach Dillon, Baylor, Fr-RS
Tim Doty, Kansas State, Sr.
Kevin Melcher, Kansas State, Sr.
Brad Anzman, Kansas State, Jr.
Kenny Hansley, Oklahoma State, Sr.
Brian Kraft, Oklahoma State, Sr.
Mike Miller, Oklahoma State, Sr.
Daniel Rew, Oklahoma State, Jr.
Joe Weaver, Oklahoma State, Jr.
Dusty Buck, Texas Tech, Sr.
Casey Spanish, Kansas, Sr.
Ryan Baty, Kansas, Jr.
Matt Tribble, Kansas, Jr.
Garrett Broshuis, Missouri, So.*
Travis Wendte, Missouri, So.
Matt Hopper, Nebraska, Sr.
Jeff Leise, Nebraska, Sr.
Jamie Rodriguez, Nebraska, Sr.
Drew Anderson, Nebraska, Jr.
Aaron Marsden, Nebraska, Jr.
Daniel Bruce, Nebraska, So.
Reggie Willits, Oklahoma, Sr.
Buddy Blair, Oklahoma, Jr.
Matt Bose, Oklahoma, So.
Greg Kish, Oklahoma, So.
Kevin Frizzell, Texas, Sr.

SECOND TEAM

Trey Taylor, Baylor, So.
Paul Witt, Baylor, So.
Gabe Luttrell, Kansas State, Sr.
Brandon Taylor, Kansas State, Sr.
Ty Soto, Kansas State, Jr.
Terry Blunt, Kansas State, So.
Erik Schindewolf, Texas A&M, Jr.
Madison Edwards, Texas Tech, So.
Chris Smart, Kansas, Jr.
Josh Birmingham, Nebraska, Sr.
Curtis Ledbetter, Nebraska, So.
Luke Alexander, Oklahoma, Sr.
Matt Arkison, Oklahoma, Sr.
Eddie Cornejo, Oklahoma, Sr.
Austin Mix, Oklahoma, Sr.
Wayne Baker, Oklahoma, Jr.
Dustin Majewski, Texas, Sr.

2004

FIRST TEAM

Michael Griffin, Baylor, Jr.
 Sean Walker, Baylor, Jr.
 Tyler Bullock, Baylor, So.
 Zach Dillon, Baylor, So.
 Ryan LaMotta, Baylor, So.
 Andy Pape, Baylor, So.
 Ryan Baty, Kansas, Sr.
 Chris Smart, Kansas, Sr.
 Danny Wilson, Kansas State, Sr.
 Jason Long, Kansas State, So.
 Chris Carlson, Kansas State, Fr.-RS
 Mark Alexander, Missouri, Sr.
 Ryan Rallo, Missouri, Sr.
 Garrett Broshuis, Missouri, Jr.
 James Boone, Missouri, So.
 Justin Pekarek, Nebraska, Sr.
 Mike Sillman, Nebraska, Sr.
 Jeremy Becker, Nebraska, Jr.
 Daniel Bruce, Nebraska, Jr.
 Dustin Timm, Nebraska, Jr.
 Mike Swindell, Oklahoma, Sr.
 Matt Bose, Oklahoma, Jr.
 Blake Hurlbutt, Oklahoma, Fr.-RS
 John Forrest, Oklahoma State, Sr.
 Mario Matulich, Oklahoma State, Sr.
 Daniel Rew, Oklahoma State, Sr.
 Justin Moore, Texas A&M, Sr.
 Erik Schindewolf, Texas A&M, Sr.
 Corey Gerstner, Texas Tech, Sr.

SECOND TEAM

Jared Clements, Baylor, Sr.
 Kevin Sevigny, Baylor, So.
 Matt Tribble, Kansas, Sr.
 Josh Heinrich, Kansas State, Sr.
 Terry Blunt, Kansas State, Jr.
 Taylor Parker, Missouri, So.
 John Grose, Nebraska, Sr.
 Jake Mullinax, Nebraska, Sr.
 Curtis Ledbetter, Nebraska, Jr.
 Phil Shirek, Nebraska, Jr.
 Mark Roberts, Oklahoma, Sr.
 David Purcey, Oklahoma, Jr.
 Justin Simmons, Texas, Sr.
 Michael Hollimon, Texas, Jr.
 Seth Johnston, Texas, Jr.
 Coby Mavroulis, Texas A&M, So.
 Steven Thomas, Texas Tech, Sr.

2005

FIRST TEAM

Zach Dillon, Baylor, Jr.
 Michael Griffin, Baylor, Sr.
 Ryan LaMotta, Baylor, Jr.
 Sean Walker, Baylor, Sr.
 Matt Baty, Kansas, Jr.
 Mike Bessolo, Kansas, Sr.
 Mike Dudley, Kansas, Sr.
 Andy Scholl, Kansas, Sr.
 A.J. Van Slyke, Kansas, Jr.
 Mike Zagurksi, Kansas, Sr.
 B.J. Kissel, Kansas State, Jr.
 James Boone, Missouri, Jr.
 Cosme Caballero, Missouri, Sr.
 Nathan Culp, Missouri, So.
 Max Scherzer, Missouri, So.
 Travis Wendte, Missouri, Jr.

Jeremy Becker, Nebraska, Sr.
 Daniel Bruce, Nebraska, Sr.
 Brian Duensing, Nebraska, Jr.
 Dustin Timm, Nebraska, Sr.
 Aaron Ivey, Oklahoma, So.*
 Ryan Rohlinger, Oklahoma, Jr.
 Scott Rooker, Oklahoma, So.
 David Bacon, Oklahoma State, Sr.
 Dooley Prince, Texas, Sr.
 Drew Stubbs, Texas, So.
 Jon Michael Cline, Texas A&M, Sr.
 Kyle Marlatt, Texas A&M, Sr.
 Cody Fuller, Texas Tech, Sr.

SECOND TEAM

Jeff Mandel, Baylor, So.
 Jake Kauzlarich, Kansas, Sr.
 Clint Schambach, Kansas, Sr.
 Scott Sharpe, Kansas, Sr.
 Terry Blunt, Kansas State, Sr.
 Steve Murphy, Kansas State, Jr.
 Trevor Helms, Missouri, Jr.
 John McKee, Missouri, So.
 Hunter Mense, Missouri, So.
 Phil Shirek, Nebraska, Sr.
 Matt Bose, Oklahoma, Sr.
 Rusty Ryal, Oklahoma State, Sr.
 Keanon Simon, Oklahoma State, So.
 Carson Kainer, Texas, So.
 Andrew Baldwin, Texas A&M, Sr.
 Coby Mavroulis, Texas A&M, Jr.
 Justin Pouk, Texas A&M, Sr.
 Tanner McElroy, Texas Tech, Sr.

2006

FIRST TEAM

Zachary Dillon, Baylor, Sr.
 Jeff Mandel, Baylor, Jr.
 Kevin Russo, Baylor, Sr.
 Andrew Pape, Baylor, Sr.
 Ryotaro Hayakawa, Kansas, Jr.
 Trey Randa, Kansas, Sr.
 Chase Bayuk, Kansas State, So.
 Brad Hutt, Kansas State, So.
 B.J. Kissel, Kansas State, Sr.
 Matt Marasco, Kansas State, So.
 Chase Mitchell, Kansas State, Sr.
 Brett Scott, Kansas State, So.
 Brant Combs, Missouri, Fr.
 Nathan Culp, Missouri, Jr.
 Trevor Helms, Missouri, Sr.
 Dan Pietroburgo, Missouri, So.
 Jacob Priday, Missouri, So.
 Max Scherzer, Missouri, Jr.
 Travis Wendte, Missouri, Sr.
 Brandon Buckman, Nebraska, Sr.
 Bryce Nimmo, Nebraska, So.
 Nick Sullivan, Nebraska, Fr.
 Dusty Timm, Nebraska, Sr.
 Aaron Ivey, Oklahoma, Jr.
 Ryan Rohlinger, Oklahoma, Sr.
 P.J. Sandoval, Oklahoma, Sr.
 Steven Guerra, Oklahoma, Sr.
 Matt Clarkson, Oklahoma State, Sr.
 Rick Rivas, Oklahoma State, Sr.
 Keanon Simon, Oklahoma State, Jr.
 Drew Stubbs, Texas, Jr.
 Jason Meyer, Texas A&M, Jr.
 Patrick Smart, Texas Tech, Sr.

SECOND TEAM

Ryan LaMotta, Baylor, Sr.
 Mike Pankratz, Baylor, Sr.
 Erik Morrison, Kansas, So.
 Brock Simpson, Kansas, So.
 Nick Admire, Missouri, Sr.
 John McKee, Missouri, Jr.
 Luke Wertz, Nebraska, So.
 Daniel McCutchen, Oklahoma, Sr.
 Dusty Barnard, Oklahoma State, Sr.
 Kyle McCulloch, Texas, Jr.
 Todd Sebek, Texas A&M, So.
 Trey Stewart, Texas Tech, Sr.

2007

FIRST TEAM

Matt Czimskey, Baylor, Sr.
 Tim Jackson, Baylor, Sr.
 Wade Mackey, Baylor, So.
 Jeff Mandel, Baylor, Sr.
 Tim Matthews, Baylor, Jr.
 Andy Pape, Baylor, Sr.
 Matt Sodolak, Baylor, Sr.
 Justin Ellrich, Kansas, So.*
 Nick Faunce, Kansas, So.
 Ross Kelling, Kansas, Sr.
 Paul Smyth, Kansas, So.
 Chase Bayuk, Kansas State, So.
 Brad Hutt, Kansas State, Jr.
 A.J. Morris, Kansas State, Fr.
 Brett Scott, Kansas State, Jr.
 Todd Vogel, Kansas State, So.
 Dan Pietroburgo, Missouri, Jr.
 Jacob Priday, Missouri, Jr.
 Bryce Nimmo, Nebraska, Jr.
 Aaron Ivey, Oklahoma, Sr.*
 Joseph Hughes, Oklahoma, Sr.
 Cory Williamson, Oklahoma, Sr.
 Brandon Adams, Oklahoma State, Sr.
 Jeff Breedlove, Oklahoma State, So.
 Ryan Flavell, Oklahoma State, Sr.*
 Joe Kent, Oklahoma State, So.
 Tyler Mach, Oklahoma State, Sr.
 John Schindler, Oklahoma State, Sr.*
 Keanon Simon, Oklahoma State, Sr.
 Adrian Alaniz, Texas, Jr.
 Bradley Suttle, Texas, So.
 Kyle Thebeau, Texas A&M, So.
 Matt Ueckert, Texas A&M, Sr.
 Roger Kieschnick, Texas Tech, So.
 Chris Ortmeier, Texas Tech, Sr.
 Jason Seefeld, Texas Tech, Jr.

SECOND TEAM

Erik Morrison, Kansas, Jr.
 Nate Tenbrink, Kansas State, So.
 Gary Arndt, Missouri, Sr.
 Brant Combs, Missouri, Jr.
 John McKee, Missouri, Sr.
 Rick Zagone, Missouri, So.
 Matt Foust, Nebraska, Jr.
 Jake Mort, Nebraska, So.
 Luke Wertz, Nebraska, Jr.
 Jarod Freeman, Oklahoma, Jr.
 Josh Fritsche, Oklahoma State, Sr.
 Ty Wright, Oklahoma State, Sr.
 Parker Dalton, Texas A&M, Sr.
 Kyle Nicholson, Texas A&M, Sr.
 Josh Stinson, Texas A&M, Sr.
 Brian Cloud, Texas Tech, Jr.
 Andrew Evans, Texas Tech, So.

**2008****FIRST TEAM**

Erik Forestiere, Baylor, Sr.
 Shaver Hansen, Baylor, So.
 Willie Kempf, Baylor, So.
 Wade Mackey, Baylor, So.
 Tim Matthews, Baylor, Sr.
 Aaron Miller, Baylor, So.
 Shawn Tolleson, Baylor, Fr.
 Kendal Volz, Baylor, So.
 Justin Ellrich, Kansas, Sr.
 Nick Faunce, Kansas, Jr.
 Paul Smyth, Kansas, Jr.
 Joe Southers, Kansas, Sr.
 Chase Bayuk, Kansas State, Sr.
 Brad Hutt, Kansas State, Sr.
 Brett Scott, Kansas State, Sr.*
 Todd Vogel, Kansas State, Jr.
 Trevor Coleman, Missouri, So.
 Dan Pietroburgo, Missouri, Sr.
 Jacob Priday, Missouri, Sr.
 Aaron Senne, Missouri, So.
 DJ Belfonte, Nebraska, So.
 Zach Herr, Nebraska, Jr.
 Dan Jennings, Nebraska, Jr.
 Jake Mort, Nebraska, Jr.
 Bryce Nimmo, Nebraska, Sr.
 Nick Sullivan, Nebraska, Jr.
 Jeff Tezak, Nebraska, Sr.
 Jarod Freeman, Oklahoma, Sr.
 Dusty Harvard, Oklahoma State, So.
 Tyler Lyons, Oklahoma State, So.
 Jordy Mercer, Oklahoma State, Jr.
 Drew Bishop, Texas, Jr.
 Riley Boening, Texas, Jr.
 Russell Moldenhauer, Texas, So.
 Keith Shinaberry, Texas, Jr.
 Travis Tucker, Texas, Jr.
 Austin Wood, Texas, Jr.
 Darby Brown, Texas A&M, Sr.
 Evan Gerald, Texas A&M, Jr.
 Blake Rampy, Texas A&M, Sr.
 Daman Aaron, Texas A&M, Sr.
 Brian Ruggiano, Texas A&M, Jr.
 Kyle Thebeau, Texas A&M, Jr.
 Roger Kieschnick, Texas Tech, Jr.
 Brian Cloud, Texas Tech, Jr.
 Jason Seefeld, Texas Tech, Sr.

SECOND TEAM

Erik Morrison, Kansas, Sr.
 AJ Morris, Kansas State, Jr.
 Nate Tenbrink, Kansas State, Jr.
 Kurt Calvert, Missouri, Sr.
 Scooter Hicks, Missouri, Jr.
 Jake Opitz, Nebraska, Sr.
 Thad Weber, Nebraska, Sr.
 Aaron Baker, Oklahoma, So.
 Drew Roberts, Oklahoma, Sr.
 Josh Neal, Oklahoma State, Sr.
 Preston Clark, Texas, Jr.
 Pat McCrory, Texas, Jr.
 Travis Starling, Texas A&M, So.
 Blake Stouffer, Texas A&M, Sr.
 Sam Janca, Texas Tech, So.
 AJ Ramos, Texas Tech, Jr.

2009**FIRST TEAM**

Drew Bias, Baylor, Sr.
 Shaver Hansen, Baylor, Jr.
 Willie Kempf, Baylor, Jr.
 Brooks Kimmey, Baylor, Sr.
 Aaron Miller, Baylor, Jr.
 Ross Speed, Baylor, So.
 Shawn Tolleson, Baylor, Jr.
 Kendal Volz, Baylor, Jr.
 Landis Ware, Baylor, So.
 Nick Faunce, Kansas, Sr.
 Casey Lytle, Kansas, So.
 Paul Smyth, Kansas, Sr.
 T.J. Walz, Kansas, So.
 Carter Jurica, Kansas State, So.
 Jason King, Kansas State, So.
 Thomas Rooke, Kansas State, So.
 Todd Vogel, Kansas State, Sr.
 Ryan Ampleman, Missouri, So.
 Trevor Coleman, Missouri, Jr.
 Kyle Gibson, Missouri, Jr.
 Scooter Hicks, Missouri, Jr.
 Aaron Senne, Missouri, Jr.
 Nick Tepesch, Missouri, Jr.
 Andrew Thigpen, Missouri, So.
 Kelly Fick, Missouri, So.
 Kyle Mach, Missouri, Jr.
 Phil McCormick, Missouri, So.
 DJ Belfonte, Nebraska, Jr.
 Matt Freeman, Nebraska, So.
 Casey Hauptman, Nebraska, So.
 Jake Mort, Nebraska, Sr.
 Cody Neer, Nebraska, Sr.
 Eric Rose, Nebraska, So.
 Nick Sullivan, Nebraska, Sr.
 Jeff Tezak, Nebraska, Sr.
 C.J. Blue, Oklahoma, Sr.
 Trey Sperring, Oklahoma, Sr.
 Tom Belza, Oklahoma State, So.
 Kevin David, Oklahoma State, So.
 Dean Green, Oklahoma State, So.
 Thomas Keeling, Oklahoma State, So.
 Joe Kent, Oklahoma State, Sr.*
 Jared Starks, Oklahoma State, Sr.
 Russell Moldenhauer, Texas, Jr.
 Keith Shinaberry, Texas, Sr.
 Stayton Thomas, Texas, So.
 Kyle Thebeau, Texas A&M, Sr.
 Travis Starling, Texas A&M, Jr.
 Taylor Ashby, Texas Tech, Jr.
 Brian Cloud, Texas Tech, Sr.
 Miles Morgan, Texas Tech, Sr.
 Chris Richburg, Texas Tech, Sr.

SECOND TEAM

Don Lambert, Baylor, So.
 Brooks Pinckard, Baylor, So.
 Shaeffer Hall, Kansas, Jr.
 Tony Thompson, Kansas, So.
 Tyler Farst, Nebraska, Jr.
 Michael Mariot, Nebraska, So.
 Chase Anderson, Oklahoma, Jr.
 Matt Harugthy, Oklahoma, Sr.
 Brett Davis, Oklahoma State, Sr.
 Davis Duren, Oklahoma State, So.
 Tyler Lyons, Oklahoma State, Jr.
 Neil Medchill, Oklahoma State, Jr.
 Chance Ruffin, Texas, So.

Travis Tucker, Texas, Sr.
 Brandon Workman, Texas, So.
 Barret Loux, Texas A&M, So.
 Robbie Kilcrease, Texas Tech, So.
 Cory Large, Texas Tech, Sr.
 AJ Ramos, Texas Tech, Sr.

2010**FIRST TEAM**

Kolt Browder, Baylor, So. *
 Andrew Cooley, Baylor, Sr.
 Gregg Glime, Baylor, Sr.
 Willie Kempf, Baylor, Sr.
 Jon Ringenberg, Baylor, Jr.
 Chris Slater, Baylor, Jr. *
 Ross Speed, Baylor, Jr.
 Shawn Tolleson, Baylor, Sr.
 Kevin Winter, Baylor, So.
 Casey Lytle, Kansas, Jr.
 Jake Marasco, Kansas, So.
 T.J. Walz, Kansas, Jr.
 Ryan Daniel, Kansas State, Sr.
 Daniel Dellasega, Kansas State, Sr.
 Matt Giller, Kansas State, So.
 Carter Jurica, Kansas State, Jr.
 Thomas Rooke, Kansas State, Jr.
 Ryan Ampleman, Missouri, Jr.
 Russell LaFleur, Missouri, Jr.
 Phil McCormick, Missouri, Jr.
 Andreas Plackis, Missouri, So.
 Aaron Senne, Missouri, Sr.
 Cody Asche, Nebraska, So.
 DJ Belfonte, Nebraska, Sr.
 Boomer Collins, Nebraska, So.
 Tyler Farst, Nebraska, Sr.
 Casey Hauptman, Nebraska, Jr.
 Michael Mariot, Nebraska, Jr.
 Mike Nesseth, Nebraska, Jr.
 Kevin David, Oklahoma State, Jr.
 Brian Denny, Oklahoma State, Sr.
 Dean Green, Oklahoma State, Jr.
 Brad Propst, Oklahoma State, Jr.
 Taylor Jungmann, Texas, So.
 Kyle Lusson, Texas, Sr.
 Russell Moldenhauer, Texas, Sr.
 Stayton Thomas, Texas, Jr.
 Ross Stripling, Texas A&M, So.
 Estevan Uriegas, Texas A&M, So.
 Justin Cooper, Texas Tech, Jr.
 Bobby Doran, Texas Tech, Jr.
 Bonham Hough, Texas Tech, Sr.
 Scott LeJeune, Texas Tech, So.

SECOND TEAM

Landis Ware, Baylor, Jr.
 Brett Bochy, Kansas, Jr.
 Brett Lisher, Kansas, Sr.
 Colton Murray, Kansas, So.
 Robby Price, Kansas, Sr.
 James Allen, Kansas State, So.
 Kayvon Bahramzadeh, Kansas State, So.
 Ryan Clubb, Missouri, So.
 Nick Tepesch, Missouri, Jr.
 Andrew Thigpen, Missouri, Jr.
 Garrett Buechele, Oklahoma, So.
 Caleb Bushyhead, Oklahoma, So.
 Tyler Ogle, Oklahoma, So.
 J.R. Robinson, Oklahoma, Sr.
 Tom Belza, Oklahoma State, Jr.
 Thomas Keeling, Oklahoma State, Jr.

Kendal Carrillo, Texas, Jr.
 Kevin Luson, Texas, So.
 Andrew McKirahan, Texas, So.
 Tyler Dyer, Texas A&M, Sr.
 Clayton Ehlert, Texas A&M, Sr.
 Barret Loux, Texas A&M, Jr.
 Taylor Ashby, Texas Tech, Sr.
 Scott Erzinger, Texas Tech, Fr.
 Nick Popescu, Texas Tech, Jr.
 Kevin Whitehead, Texas Tech, So.

2011

FIRST TEAM

Crayton Bare, Baylor, So.
 Kolt Browder, Baylor, Jr.*
 Steve DalPorto, Baylor, So.
 Jon Rigenberg, Baylor, Sr.
 Chris Slater, Baylor, Sr.
 Ross Speed, Baylor, Sr.
 Logan Vick, Baylor, So.
 Zac Elgie, Kansas, Jr.
 Casey Lytle, Kansas, Sr.
 Jake Marasco, Kansas, So.
 Tanner Poppe, Kansas, So.
 T.J. Walz, Kansas, Sr.
 James Allen, Kansas State, Jr.
 Jason King, Kansas State, Jr.*
 Kent Urban, Kansas State, Sr.
 Brannon Champagne, Missouri, So.
 Ben Turner, Missouri, So.
 Cody Asche, Nebraska, Jr.
 Cory Burleson, Nebraska, Jr.
 Casey Hauptman, Nebraska, Sr.
 Zach Hirsch, Nebraska, Fr.
 Kale Kiser, Nebraska, Jr.
 Tom Lemke, Nebraska, So.
 Tyler Niederklein, Nebraska, So.
 Matt Freeman, Nebraska, Sr.
 Eric Rose, Nebraska, Sr.
 Elliott Blair, Oklahoma, Sr.
 Caleb Bushyhead, Oklahoma, Jr.
 Tyler Ogle, Oklahoma, Jr.
 Cameron Seitzer, Oklahoma, Jr.
 Dane Phillips, Oklahoma State, So.
 Brad Propst, Oklahoma State, Sr.
 Ross Stripling, Texas A&M, Jr.
 Kendal Carrillo, Texas, So.
 Taylor Jungmann, Texas, Jr.
 Ben Kaplan, Texas, Sr.
 Stayton Thomas, Texas, Sr.
 Josh Urban, Texas, So.
 Zach Fowler, Texas Tech, Jr.
 Nick Hanslik, Texas Tech, So.
 Reid Redman, Texas Tech, Jr.

SECOND TEAM

Logan Verrett, Baylor, Jr.
 Landis Ware, Baylor, Jr.
 Jordan Jakubov, Kansas, Jr.
 Ryan Ampleman, Missouri, Sr.
 Phil McCormick, Missouri, Sr.
 Chase Adams, Nebraska, Sr.
 Kurt Farmer, Nebraska, So.
 Josh Scheffert, Nebraska, So.
 Khris Tate, Nebraska, Sr.
 Patric Tolentino, Nebraska, So.
 Dylan Vogt, Nebraska, So.
 Jack Mayfield, Oklahoma, So.
 Davis Duren, Oklahoma State, Sr.

Andrew Heck, Oklahoma State, Sr.
 Matt Klein, Oklahoma State, Sr.
 Estevan Uriegas, Texas A&M, Jr.
 Andrew McKirahan, Texas, Jr.
 Hoby Milner, Texas, So.
 Jonathan Walsh, Texas, So.
 Barrett Barnes, Texas Tech, So.
 Brennan Stewart, Texas Tech, Jr.

2012

FIRST TEAM

Crayton Bare, Baylor, Jr.
 Kolt Browder, Baylor, Sr.*
 Brad Kuntz, Baylor, So.
 Lawton Langford, Baylor, Jr.
 Logan Vick, Baylor, Jr.
 Jordan Dreiling, Kansas, Jr.
 Jordan Jokubov, Kansas, Sr.
 Matt Kohorst, Kansas, Sr.
 Jake Marasco, Kansas, Sr.
 Tanner Poppe, Kansas, Jr.
 Matt Applegate, Kansas State, Sr.
 Matt Giller, Kansas State, Sr.
 Jared King, Kansas State, So.
 Jeff Emens, Missouri, Sr.
 Andreas Plackis, Missouri, Sr.
 Ben Turner, Missouri, Sr.
 Brannon Champagne, Missouri, Jr.
 Caleb Bushyhead, Oklahoma, Sr.
 Erik Ross, Oklahoma, Sr.
 Blake Barnes, Oklahoma State, Sr.
 Austin Dicharry, Texas, Sr.
 Jacob Felts, Texas, So.
 Nathan Thornhill, Texas, So.
 Kyle Martin, Texas A&M, Jr.
 Troy Stein, Texas A&M, So.
 Ross Stripling, Texas A&M, Sr.
 Estevan Uriegas, Texas A&M, Sr.
 Bo Altobelli, Texas Tech, Jr.
 Scott LeJeune, Texas Tech, Jr.
 Jordan Lopez, Texas Tech, So.
 David Paiz, Texas Tech, So.
 Reid Redman, Texas Tech, Sr.
 Rusty Shellhorn, Texas Tech, Jr.*
 Brennan Stewart, Texas Tech, Sr.

SECOND TEAM

Tyler Bremer, Baylor, Sr.
 Dan Evatt, Baylor, Sr.
 Josh Ludy, Baylor, Sr.
 Nathan Orf, Baylor, Sr.
 Josh Turley, Baylor, Jr.
 Taylor Hart, Kansas, Sr.
 Kayvon Bahramzadeh, Kansas State, Sr.
 Wade Hinkle, Kansas State, Sr.
 Matt Kindel, Kansas State, Sr.
 Tanner Witt, Kansas State, Jr.
 Eric Anderson, Missouri, Jr.
 Ryan Clubb, Missouri, Sr.
 Jordan John, Oklahoma, So.
 Andrew Heaney, Oklahoma State, Jr.
 Corey Knebel, Texas, So.
 Kevin Luson, Texas, So.
 Mark Payton, Texas, So.
 Alex Silver, Texas, So.
 Erich Weiss, Texas, So.
 Hunter Wilcox, Texas, Sr.
 Scott Arthur, Texas A&M, Sr.
 Denny Clement, Texas A&M, Sr.

Barrett Barnes, Texas Tech, Jr.
 Trey Masek, Texas Tech, So.
 Jared McCrummen, Texas Tech, Jr.
 Jamen Parten, Texas Tech, Jr.

2013

FIRST TEAM

Doug Ashby, Baylor, Jr.*
 Kolt Browder, Baylor, Sr.*
 Logan Brown, Baylor, So.
 Steve DalPorto, Baylor, Sr.
 Nate Goodwin, Baylor, Jr.
 Grayson Porter, Baylor, Jr.
 Wes Benjamin, Kansas, So.
 Tanner Poppe, Kansas, Sr.
 Colin Toalson, Kansas, So.
 Jared King, Kansas State, Jr.
 RJ Santigate, Kansas State, Jr.
 Garrett Carey, Oklahoma, Sr.
 Dusty Dishman, Oklahoma, Sr.
 Jake Fisher, Oklahoma, Sr.
 Jack Mayfield, Oklahoma, Sr.*
 Aaron Cornell, Oklahoma State, Jr.
 Gage Green, Oklahoma State, So.
 Jason Hursh, Oklahoma State, So.
 Jon Perrin, Oklahoma State, So.
 Mark Robinette, Oklahoma State, Jr.
 Victor Romero, Oklahoma State, Sr.
 Trey Whaley, Oklahoma State, Sr.
 Kyle Bacak, TCU, Jr.
 Kevin Cron, TCU, So.
 Josh Gonzales, TCU, Sr.
 Andrew Mitchell, TCU, Jr.
 Preston Morrison, TCU, So.
 Jantzen Witte, TCU, Sr.
 Davu Wright, TCU, Sr.
 Jacob Felts, Texas, Jr.
 Parker French, Texas, So.
 Corey Knebel, Texas, Jr.
 Dillon Peters, Texas, So.
 Taylor Stell, Texas, So.
 Josh Urban, Texas, Sr.
 Bryant Burleson, Texas Tech, So.
 Trey Masek, Texas Tech, Jr.
 Daniel Dierdorff, West Virginia, Sr.
 Ryan Tezak, West Virginia, Jr.

SECOND TEAM

Crayton Bare, Baylor, Sr.
 Lawton Langford, Baylor, Sr.
 Wes Mercurio, Baylor, Sr.
 Nathan Orf, Baylor, Sr.
 Duncan Wendel, Kansas, So.
 Michael Suiter, Kansas, So.
 Jake Doller, Kansas State, Sr.
 Ross Kivett, Kansas State, Jr.
 Jared Moore, Kansas State, Jr.
 Tanner Witt, Kansas State, Sr.
 Robbie Rea, Oklahoma State, Sr.
 Dylan Fitzgerald, TCU, Jr.
 Brett Johnson, TCU, Jr.
 Nathan Thornhill, Texas, Jr.
 Erich Weiss, Texas, Jr.
 Jerad McCrummen, Texas Tech, Sr.
 Tim Proudfoot, Texas Tech, So.
 Matthew Frazer, West Virginia, Jr.

ALL-ROOKIE

Hunter Abbe, Baylor
 Matt Menard, Baylor



Mitchell Price, Baylor
West Tunnel, Baylor
Hayden Edwards, Kansas
Colby Wright, Kansas
Clayton Dalrymple, Kansas State
Levi MaVorhis, Kansas State
Blake McFadden, Kansas State
Jordan Witcig, Kansas State
Jake Wodtke, Kansas State
Corey Hassel, Oklahoma State
Donnie Walton, Oklahoma State
Tejay Antone, TCU
Travis Hennesey, TCU
Charles White, TCU
James Barton, Texas
Ty Culbreth, Texas
Travis Duke, Texas
C.J Hinojosa, Texas
Chad Hollingsworth, Texas
Ben Johnson, Texas
Matt Custred, Texas Tech
Reid Meyer, Texas Tech
Jonathan Tripp, Texas Tech
Matt Withrow, Texas Tech
Brock Dykxhoorn, West Virginia*

2014**FIRST TEAM**

Doug Ashby, Baylor, Sr.*
Logan Brown, Baylor, Jr.
Ben Carl, Baylor, So.
Brett Doe, Baylor, Sr.
Nate Goodwin, Baylor, Sr.
Brad Kuntz, Baylor, Jr.
Lawton Langford, Baylor, Sr.
Bobby McCormack, Baylor, Sr.
Matt Menard, Baylor, So.
Grayson Porter, Baylor, Sr.
Drew Tolson, Baylor, So.
West Tunnell, Baylor, So.
Clayton Dalrymple, Kansas State, So.
Nate Griep, Kansas State, RFr.
Colton Kalmus, Kansas State, RFr.
Ross Kivett, Kansas State, Sr.
Levi MaVorhis, Kansas State, So.
RJ Santigate, Kansas State, Sr.
Jordan Witcig, Kansas State, So.
Taylor Alspaugh, Oklahoma, Jr.
Kyle Hayes, Oklahoma, Sr.
Drew Krittenbrink, Oklahoma, Sr.
Dylan Neal, Oklahoma, Sr.
Robert Tasin, Oklahoma, Jr.
Conor Costello, Oklahoma State, So.
Gage Green, Oklahoma State, Jr.
Jon Perrin, Oklahoma State, Jr.
Mark Robinette, Oklahoma State, Sr.
Kevin Cron, TCU, Jr.
Dylan Fitzgerald, TCU, Sr.
Preston Morrison, TCU, Jr.
Madison Carter, Texas, Sr.
John Curtiss, Texas, So.
Jacob Felts, Texas, Sr.
Travis Duke, Texas, So.
Parker French, Texas, Jr.
C.J Hinojosa, Texas, So.
Ben Johnson, Texas, So.
Dillon Peters, Texas, Jr.
Bryant Burleson, Texas Tech, Jr.
Joseph Lapkowicz, West Virginia, Sr.
John Means, West Virginia, Jr.
Max Nogay, West Virginia, Jr.

SECOND TEAM

Duncan Wendel, Baylor, Jr.
Colby Wright, Kansas, So.
Landon Busch, Kansas State, So.
Blair DeBord, Kansas State, Sr.
Mitch Meyer, Kansas State, Jr.
Jared Moore, Kansas State, Sr.
Jacob Evans, Oklahoma, So.
Hunter Haley, Oklahoma, So.
Mac James, Oklahoma, Jr.
Aaron Cornell, Oklahoma State, Sr.
Alex Hackerott, Oklahoma State, So.
Corey Hassel, Oklahoma State, So.
Heath Holliday, Oklahoma State, Sr.
Brian Trieglaff, TCU, RFr.
Alex Young, TCU, So.
Chad Hollingsworth, Texas, So.
Collin Shaw, Texas, Jr.
Alex Silver, Texas, Sr.
Zach Davis, Texas Tech, So.
Johnathon Tripp, Texas Tech, So.
Ryan McBroom, West Virginia, Sr.
Pascal Paul, West Virginia, Sr.
Ryan Tezak, West Virginia, Sr.

ALL-ROOKIE

Aaron Dodson, Baylor
Daniel Castro, Baylor
Nick Lewis, Baylor
Kyle Ott, Baylor
Darryn Sheppard, Baylor
MJ Farthing, Kansas
Jeremy Kravetz, Kansas
Sean Rackoski, Kansas
Tanner DeVinny, Kansas State
Ethan Landon, Kansas State
Braxton Wilks, Kansas State
Niko Buentello, Oklahoma
Jake Elliott, Oklahoma
Tyler Gibson, Oklahoma
Alec Hansen, Oklahoma
Austin O'Brien, Oklahoma
Cody Thomas, Oklahoma
Tyler Buffett, Oklahoma State
Trey Cobb, Oklahoma State
Garrett Williams, Oklahoma State
Matt Wilson, Oklahoma State
Tyler Alexander, TCU
Eric Garza, TCU
Walker Pennington, TCU
Tres Barrera, Texas
Kacy Clemens, Texas
Morgan Cooper, Texas
Blake Goins, Texas
Zane Gurwitz, Texas
Jon Paul Malmin, Texas
Andrew McGuire, Texas
Josh Sawyer, Texas
Matthew Broadbent, Texas Tech
Dylan Dusek, Texas Tech
Ryan Long, Texas Tech
Ryan Moseley, Texas Tech
Jackson Cramer, West Virginia

2015**FIRST TEAM**

Logan Brown, Baylor, Sr.
Joe Kirkland, Baylor, Sr.
Steven McLean, Baylor, So.
Matt Menard, Baylor, Jr.

Cameron Miller, Baylor, So.
Darryn Sheppard, Baylor, So.
Drew Tolson, Baylor, Jr.
West Tunnell, Baylor, Jr.
Joey Luvisi, Kansas, Sr.
Tommy Mirabelli, Kansas, Jr.
Sean Rackoski, Kansas, So.
Colin Toalson, Kansas, Sr.
Clayton Dalrymple, Kansas State, Jr.
Colton Kalmus, Kansas State, RSo.
Levi MaVorhis, Kansas State, Jr.
Carter Yagi, Kansas State, Sr.
Joshua Ake, Oklahoma, Sr.
Taylor Alspaugh, Oklahoma, RSR.
Kolbey Carpenter, Oklahoma, Jr.
Jake Elliott, Oklahoma, So.
Jacob Evans, Oklahoma, Jr.
Alec Hansen, Oklahoma, So.
Anthony Hermelyn, Oklahoma, Jr.
Austin O'Brien, Oklahoma, So.
Bryan Case, Oklahoma State, Sr.
Conor Costello, Oklahoma State, Jr.
Michael Freeman, Oklahoma State, Sr.
Gage Green, Oklahoma State, Sr.
Alex Hackerott, Oklahoma State, Jr.
Hunter Hagler, Oklahoma State, Sr.
Jon Perrin, Oklahoma State, Sr.
Garrett Williams, Oklahoma State, So.
Ryan Burnett, TCU, RFr.
Preston Morrison, TCU, Sr.
Tres Barrera, Texas, So.
Bret Boswell, Texas, RFr.
Kacy Clemens, Texas, So.
Travis Duke, Texas, Jr.
Parker French, Texas, Sr.
Zane Gurwitz, Texas, So.
C.J Hinojosa, Texas, Jr.
Grant Martin, Texas, Sr.
Josh Sawyer, Texas, So.
Zach Davis, Texas Tech, Jr.
Dylan Dusek, Texas Tech, So.
Tyler Floyed, Texas Tech, Jr.*
Ryan Long, Texas Tech, So.
Corey Taylor, Texas Tech, Sr.
Johnathon Tripp, Texas Tech, Jr.
Matt Withrow, Texas Tech, Jr.
Shaun Corso, West Virginia, RFr.
Jackson Cramer, West Virginia, So.

SECOND TEAM

Aaron Dodson, Baylor, So.
Nick Lewis, Baylor, So.
Kyle Ott, Baylor, So.
Sean Spicer, Baylor, Sr.
Hayden Edwards, Kansas, Jr.
Jeremy Kravetz, Kansas, So.
Joe Moroney, Kansas, RSR.
Colby Wright, Kansas, Jr.
Taylor Anderson, Kansas State, R Jr.
Nate Griep, Kansas State, RSo.
Jake Wodtke, Kansas State, RSo.
Hunter Haley, Oklahoma, Jr.
Craig Aikin, Oklahoma, Jr.
Robert Tasin, Oklahoma, RSR.
Tyler Buffett, Oklahoma State, So.
Brian Trieglaff, TCU, RSo.
Alex Young, TCU, Jr.
Jon Malmin, Texas, So.
Andy McGuire, Texas, So.
Collin Shaw, Texas, Sr.

Bryant Burleson, Texas Tech, Sr.
Matt Custred, Texas Tech, Jr.
Dominic Moreno, Texas Tech, Sr.
Tim Proudfoot, Texas Tech, Sr.
Justin Fox, West Virginia, Sr.
Ray Guerrini, West Virginia, RSo.
Cameron O'Brien, West Virginia, Sr.
Ross Vance, West Virginia, RJr.

ALL-ROOKIE

Jonathan Ducoff, Baylor
Levi Gilcrease, Baylor
Theron Kay, Baylor
Brandon Johnson, Kansas
Matt McLaughlin, Kansas
Blake Weiman, Kansas
Ethan Klosterboer, Kansas State
Quin Walbergh, Oklahoma
Jon Littell, Oklahoma State
Garrett McCain, Oklahoma State
Mason O'Brien, Oklahoma State
Andrew Gooch, TCU
Zackary Plunkett, TCU
Evan Skoug, TCU
Austen Wade, TCU
Connor Wanhanen, TCU
Kyle Johnston, Texas
Travis Jones, Texas
Connor Mayes, Texas
Michael McCann, Texas
Jacob McKenzie, Texas
Michael Davis, Texas Tech
Orlando Garcia, Texas Tech
Tanner Gardner, Texas Tech
Jackson Lancaster, Texas Tech
Patrick Mahomes, Texas Tech
Jacob Patterson, Texas Tech
Jackson Cascadden, West Virginia
Kyle Casserly, West Virginia
Kyle Davis, West Virginia
Conner Dotson, West Virginia



BIG 12 COACHING RECORDS

*only includes coaching records since Big 12 baseball began in 1997

Years	OVERALL				BIG 12				
	W	L	T	Pct.	W	L	T	Pct.	
BAYLOR									
Steve Smith	1997-2015	687	468	1	.595	276	224	0	.552
IOWA STATE									
Lyle Smith	1997-2001	101	160	0	.387	36	105	0	.255
KANSAS									
Bobby Randall	1997-2002	140	183	0	.433	45	128	0	.260
Ritch Price	2003-present	415	367	2	.531	135	198	1	.406
KANSAS STATE									
Mike Clark	1997-2003	167	207	0	.447	63	133	0	.321
Brad Hill	2004-present	390	303	3	.563	119	186	3	.391
OKLAHOMA									
Larry Cochell	1997-2005	296	227	1	.566	131	114	1	.535
Sunny Golloway	2005-2013	346	181	1	.656	116	97	1	.544
Pete Hughes	2014-present	63	56	0	.529	21	27	0	.438
OKLAHOMA STATE									
Tom Holliday	1997-2003	281	150	0	.652	111	83	0	.572
Frank Anderson	2004-2012	329	208	0	.613	123	113	0	.521
Josh Holliday	2013-present	127	57	0	.690	45	24	0	.652
TCU									
Jim Schlossnagle	2013-present	128	61	0	.677	47	24	0	.662
TEXAS									
Augie Garrido	1997-present	799	395	2	.669	311	196	1	.613
TEXAS TECH									
Larry Hays	1997-2008	441	271	2	.629	172	154	2	.527
Dan Spencer	2009-2012	115	112	0	.507	44	61	0	.419
Tim Tadlock	2013-present	102	75	0	.576	36	36	0	.500
WEST VIRGINIA									
Randy Mazey	2013-present	88	79	0	.527	31	38	0	.449

NCAA COACHING RECORDS (Entering 2016)

DIVISION I

Rk.	Coach	Yrs.	W	L	T	Pct.
-----	-------	------	---	---	---	------

WINNINGEST ACTIVE COACHES (Minimum 10 seasons)

BY PERCENTAGE (includes coaches of current Big 12 schools)

7.	Augie Garrido, UT	47	1,950	919	9	.679
8.	Jim Schlossnagle, TCU	14	593	283	0	.677
10.	Brad Hill, K-State	21	808	394	3	.672

BY VICTORIES (includes coaches of current Big 12 schools)

1.	Augie Garrido, UT	47	1,950	919	9	.679
25.	Brad Hill, K-State	21	808	394	3	.672

WINNINGEST ALL-TIME COACHES

BY VICTORIES (includes coaches who have coached in Big 12)

1.	Augie Garrido, UT	47	1,950	919	9	.679
5.	Larry Hays, TTU	38	1,508	860	4	.637
12.	Larry Cochell, OU	39	1,331	813	3	.621

ALL-TIME RECORDS BY PERCENTAGE - BIG 12

Coach	Yrs.	W	L	T	Pct.
Jim Schlossnagle, TCU	3	47	24	0	.662
Josh Holliday, OSU	3	45	24	0	.652
Dave Van Horn, NU	5	83	50	0	.624
Augie Garrido, UT	19	311	196	1	.613
Tom Holliday, OSU	7	111	83	0	.572
Mark Johnson, TAMU	9	144	112	0	.563
Steve Smith, BU	19	276	224	1	.552
Rob Childress, TAMU	7	101	82	2	.549
Sunny Golloway, OU	9	116	97	1	.544
Larry Cochell, OU	9	131	114	1	.535
Larry Hays, TTU	12	172	154	2	.527
Frank Anderson, OSU	9	123	113	0	.521
Mike Anderson, NU	9	125	116	1	.517
Tim Jamieson, MU	16	217	216	0	.501
Tim Tadlock, TTU	3	36	36	0	.500
Randy Mazey, WVU	3	31	38	0	.449
Pete Hughes, OU	2	21	27	0	.438
Dan Spencer, TTU	4	44	61	0	.419
Ritch Price, KU	13	135	198	1	.406
Brad Hill, K-STATE	12	119	186	3	.391
Mike Clark, K-STATE	7	63	133	0	.321
Bobby Randall, KU	6	45	128	0	.260
Lyle Smith, ISU	5	36	105	0	.255
John Sanders, NU	1	7	23	0	.233

Active coaches in bold

ALL-TIME RECORDS BY WINS - BIG 12

Coach	Yrs.	W	L	T	Pct.
Augie Garrido, UT	19	311	196	1	.613
Steve Smith, BU	19	276	224	1	.552
Tim Jamieson, MU	16	217	216	0	.501
Larry Hays, TTU	12	172	154	2	.527
Mark Johnson, TAMU	9	144	112	0	.563
Ritch Price, KU	13	135	198	1	.406
Larry Cochell, OU	9	131	114	1	.535
Mike Anderson, NU	9	125	116	1	.517
Frank Anderson, OSU	9	123	113	0	.521
Brad Hill, K-STATE	12	119	186	3	.391
Sunny Golloway, OU	9	116	97	1	.544
Tom Holliday, OSU	7	111	83	0	.572
Rob Childress, TAMU	7	101	82	2	.549
Dave Van Horn, NU	5	83	50	0	.624
Mike Clark, K-STATE	7	63	133	0	.321
Jim Schlossnagle, TCU	3	47	24	0	.662
Josh Holliday, OSU	3	45	24	0	.652
Bobby Randall, KU	6	45	128	0	.260
Dan Spencer, TTU	4	44	61	0	.419
Tim Tadlock, TTU	3	36	36	0	.500
Lyle Smith, ISU	5	36	105	0	.255
Randy Mazey, WVU	3	31	38	0	.449
Pete Hughes, OU	2	21	27	0	.438
John Sanders, NU	1	7	23	0	.233



BIG 12 AMONG DIVISION I BASEBALL HOME ATTENDANCE LEADERS

2015

Team	Dates	Attendance	Average
6. Texas	23	126,911	5,517
10. TCU	36	147,335	4,092
13. Texas Tech	27	98,969	3,665
28. Kansas State	25	65,766	2,630
30. Baylor	28	65,631	2,343
39. West Virginia	18	32,419	1,801

2014

Team	Dates	Attendance	Average
6. Texas	31	177,615	5,729
13. TCU	33	117,507	3,560
21. Kansas State	24	69,998	2,916
28. Baylor	30	78,679	2,622
29. Texas Tech	35	89,355	2,553

2013

Team	Dates	Attendance	Average
6. Texas	32	185,400	5,793
11. TCU	30	107,117	3,570
18. Baylor	27	77,572	2,873
27. Texas Tech	29	73,299	2,527
46. Kansas State	29	39,718	1,369
50. West Virginia	21	27,907	1,328

2012

Team	Dates	Attendance	Average
5. Texas	25	158,428	6,337
9. Texas A&M	43	187,901	4,369
18. Baylor	39	126,947	3,255
21. Texas Tech	33	94,173	2,853

2011

Team	Dates	Attendance	Average
5. Texas	43	280,011	6,512
11. Texas A&M	39	155,772	3,994
24. Texas Tech	33	91,432	2,771
25. Baylor	30	80,671	2,689
43. Oklahoma	30	38,342	1,278
50. Kansas State	29	32,743	1,129

2010

Team	Dates	Attendance	Average
5. Texas	39	256,278	6,571
11. Texas A&M	36	131,089	3,641
22. Nebraska	25	70,535	2,821
24. Baylor	34	89,804	2,641
26. Texas Tech	29	71,609	2,469
36. Kansas State	24	43,518	1,813
50. Oklahoma	31	35,279	1,138

2009

Team	Dates	Attendance	Average
6. Texas	35	217,637	6,218
9. Texas A&M	35	142,660	4,076
20. Nebraska	27	78,627	2,912
21. Baylor	31	90,261	2,912
22. Texas Tech	20	49,569	2,478
40. Kansas State	28	40,298	1,439
45. Oklahoma State	22	26,775	1,217
47. Oklahoma	27	32,333	1,198

2008

Team	Dates	Attendance	Average
4. Texas	30	179,282	5,976
5. Texas A&M	42	176,723	4,208
12. Nebraska	31	136,120	4,391
21. Baylor	30	92,152	3,072
30. Texas Tech	25	56,556	2,262
32. Oklahoma State	31	50,400	1,626
50. Missouri	26	30,348	1,167

2007

Team	Dates	Attendance	Average
7. Texas	43	203,449	4,731
11. Nebraska	24	99,320	4,138
12. Texas A&M	42	163,841	3,901
16. Baylor	37	101,791	3,180
31. Texas Tech	32	60,064	1,877
47. Oklahoma State	24	29,296	1,221

2006

Team	Dates	Attendance	Average
4. Texas	30	161,392	5,380
5. Nebraska	24	122,216	5,092
9. Texas A&M	31	138,805	4,478
16. Baylor	32	96,427	3,013
21. Texas Tech	31	80,786	2,606
41. Oklahoma State	29	40,830	1,408
46. Oklahoma	31	39,947	1,289

2005

Team	Dates	Attendance	Average
4. Texas A&M	26	153,533	5,905
5. Texas	39	204,414	5,241
6. Nebraska	35	174,435	4,984
17. Baylor	36	109,621	3,045
24. Texas Tech	31	73,236	2,362
42. Oklahoma State	31	41,228	1,330
48. Oklahoma	27	27,538	1,020

2004

Team	Dates	Attendance	Average
3. Texas A&M	35	182,866	5,225
4. Texas	38	197,338	5,193
10. Nebraska	25	92,509	3,700
19. Texas Tech	35	96,507	2,757
20. Baylor	33	90,693	2,748
34. Oklahoma State	28	46,950	1,677
43. Oklahoma	30	37,315	1,244

2003

Team	Dates	Attendance	Average
3. Texas A&M	35	179,720	5,135
4. Texas	38	188,959	4,973
6. Nebraska	35	150,459	4,299
11. Baylor	28	85,620	3,058
15. Texas Tech	34	93,490	2,750
35. Oklahoma State	23	31,655	1,376

2002

Team	Dates	Attendance	Average
4. Texas A&M	33	169,619	5,140
5. Texas	38	172,483	4,539
6. Nebraska	34	139,740	4,110
14. Texas Tech	33	95,236	2,886
15. Baylor	31	89,343	2,882
24. Oklahoma	34	66,708	1,962
29. Oklahoma State	30	47,721	1,591

2001

Team	Dates	Attendance	Average
3. Texas	35	150,901	4,311
4. Texas A&M	33	147,400	4,467
13. Baylor	33	92,672	2,808
20. Texas Tech	28	75,342	2,691
22. Nebraska	22	59,545	2,707
30. Oklahoma State	28	42,138	1,505
41. Oklahoma	27	25,370	940

2000

Team	Dates	Attendance	Average
4. Texas A&M	31	139,248	4,492
5. Texas	37	159,101	4,300
6. Texas Tech	31	103,251	3,331
13. Baylor	31	87,127	2,811
29. Oklahoma State	30	37,726	1,258
32. Nebraska	23	26,984	1,173
36. Oklahoma	25	27,653	1,106
41. Missouri	29	26,248	905

1999

Team	Dates	Attendance	Average
2. Texas	31	150,255	4,847
3. Texas A&M	38	179,636	4,727
4. Texas Tech	33	130,233	4,341
19. Oklahoma	27	53,753	1,991
21. Baylor	37	64,490	1,743
24. Oklahoma State	25	38,026	1,521
37. Nebraska	24	22,873	953

NCAA Attendance records only available since 1999.
Rankings totaled by average attendance.



NCAA NATIONAL STATISTICAL LEADERS

Fielding		
2006	Oklahoma	.983
2010	Texas	.980
Runs		
1999	Oklahoma State	696
Sacrifice Bunts		
2009	Texas	104
2011	Texas	111
2014	Texas	104
2015	Oklahoma State	81
ERA		
2000	Nebraska	3.14
2010	Texas	2.45
2014	TCU	2.22
Doubles		
1997	Texas Tech	185
Hits Allowed Per Nine Innings		
2010	Texas	7.13
2011	Texas	6.38
Strikeouts Per Nine Innings		
2010	Chance Ruffin, UT	13.49
ERA		
2010	John Stilson, TAMU	0.80
2015	Corey Taylor, TTU	0.31
Hits Allowed Per Nine Innings		
2011	Corey Knebel, UT	4.52
Walks Allowed Per Nine Innings		
2011	Casey Hauptmann, NU	0.43
Batting Average		
1999	Ken Harvey, NU	.478
Hits		
2003	David Murphy, BU	121
2011	Tyler Naquin, TAMU	104
Runs		
2003	Chris Durbin, BU	94
Home Runs		
1999	Daylan Holt, TAMU	24
2007	Kyle RAussell, UT	28
Home Runs Per Game		
2007	Kyle Russell, UT	0.44
Sacrifice Bunts		
2008	Robby Price, KU	24
2009	Brandon Loy, UT	25 (tied)
Sacrifice Bunts Per Game		
2008	Robby Price, KU	0.43
Sacrifice Flies		
2011	Jason King, K-STATE	12
Wins		
2008	Aaron Crow, MU	13 (tied)
2011	Ross Stripling, TAMU	14 (tied)
Triples		
1998	Jon Topolski, BU	11
2000	Tommy Whiteman, OU	10 (tied)
Saves		
2005	J. Brent Cox, UT	19
Wins		
2002	Justin Simmons, UT	16
2004	JP Howell, UT	14
2008	Aaron Crow, MU	13
2011	Ross Stripling, TAMU	14 (tied)
Strikeouts		
2012	Andrew Heaney, OSU	140

NCAA FINAL RPI FINISHES

Final Big 12 ranking in parentheses

2015 (5th)

6.	TCU
16.	Oklahoma State
80.	Texas Tech
87.	Oklahoma
88.	Texas
96.	Kansas State
107.	West Virginia
125.	Baylor
134.	Kansas

2014 (2nd)

3.	Texas
7.	TCU
12.	Texas Tech
19.	Oklahoma State
38.	West Virginia
44.	Kansas
75.	Baylor
82.	Oklahoma
104.	Kansas State

2013 (4th)

16.	Kansas State
27.	Oklahoma
52.	Oklahoma State
69.	Kansas
74.	Texas
76.	Baylor
81.	West Virginia
102.	Texas Tech
106.	TCU

2012 (4th)

5.	Baylor
16.	Texas A&M
24.	Oklahoma
52.	Texas
70.	Texas Tech
74.	Missouri
100.	Oklahoma State
145.	Kansas State
152.	Kansas

2011 (3rd)

9.	Texas A&M
11.	Texas
30.	Oklahoma
31.	Baylor
45.	Oklahoma State
50.	Texas Tech
51.	Kansas State
69.	Nebraska
76.	Missouri
106.	Kansas

2010 (4th)

6.	Texas
15.	Oklahoma
20.	Texas A&M
34.	Baylor
41.	Kansas State
59.	Kansas
60.	Texas Tech
65.	Nebraska
75.	Missouri
96.	Oklahoma State

2009 (3rd)

2.	Texas
18.	Texas A&M
19.	Oklahoma
22.	Kansas State
26.	Oklahoma State
30.	Baylor
35.	Missouri
44.	Kansas
92.	Texas Tech
106.	Nebraska

2008 (3rd)

16.	Nebraska
17.	Oklahoma State
18.	Texas A&M
19.	Texas
37.	Oklahoma
43.	Missouri
50.	Kansas State
51.	Baylor
71.	Texas Tech
105.	Kansas

2007 (2nd)

5.	Texas
6.	Texas A&M
20.	Missouri
28.	Oklahoma
30.	Baylor
31.	Nebraska
39.	Oklahoma State
40.	Kansas State
84.	Texas Tech
137.	Kansas

2006 (3rd)

7.	Oklahoma
11.	Texas
13.	Nebraska
19.	Oklahoma State
31.	Baylor
33.	Kansas
42.	Missouri
61.	Texas Tech
66.	Texas A&M
68.	Kansas State

2005 (2nd)

1.	Texas
2.	Baylor
12.	Nebraska
37.	Oklahoma
45.	Texas A&M
46.	Missouri
50.	Oklahoma State
52.	Texas Tech
87.	Kansas State
107.	Kansas

2004 (3rd)

2.	Texas
17.	Texas A&M
29.	Oklahoma
31.	Nebraska
34.	Texas Tech
38.	Oklahoma State
46.	Baylor
51.	Missouri
112.	Kansas State
113.	Kansas

2003 (3rd)

6.	Texas
10.	Baylor
15.	Texas A&M
19.	Nebraska
36.	Missouri
50.	Oklahoma State
56.	Kansas
59.	Oklahoma
74.	Texas Tech
156.	Kansas State

2002 (3rd)

3.	Texas
14.	Nebraska
25.	Baylor
28.	Texas Tech
32.	Oklahoma
43.	Oklahoma State
52.	Texas A&M
67.	Kansas State
98.	Missouri
127.	Kansas

2001 (6th)

13.	Nebraska
30.	Baylor
37.	Oklahoma State
39.	Texas
40.	Texas Tech
71.	Missouri
76.	Texas A&M
107.	Oklahoma
111.	Kansas State
135.	Iowa State
141.	Kansas

2000 (5th)

18.	Texas
21.	Baylor
22.	Nebraska
23.	Oklahoma
63.	Oklahoma State
74.	Texas Tech
85.	Missouri
124.	Texas A&M
144.	Kansas
181.	Kansas State
200.	Iowa State

1999 (4th)

4.	Baylor
11.	Texas A&M
24.	Oklahoma State
26.	Texas
30.	Texas Tech
49.	Nebraska
62.	Missouri
67.	Oklahoma
101.	Kansas State
176.	Kansas
188.	Iowa State

1998 (4th)

26.	Texas A&M
27.	Baylor
28.	Oklahoma
36.	Oklahoma State
42.	Texas Tech
53.	Missouri
57.	Texas
73.	Nebraska
131.	Iowa State
168.	Kansas
169.	Kansas State

1997 (5th)

27.	Oklahoma State
28.	Texas A&M
32.	Oklahoma
35.	Texas Tech
48.	Texas
52.	Baylor
89.	Missouri
94.	Kansas
98.	Kansas State
153.	Iowa State
189.	Nebraska



FINAL NATIONAL RANKINGS

Baseball America

2015
4. TCU
19. Oklahoma State

2014
4. Texas
5. TCU
9. Texas Tech
10. Oklahoma State

2013
13. Kansas State
15. Oklahoma
24. Oklahoma State

2012
10. Baylor
14. Oklahoma
19. Texas A&M

2011
6. Texas
7. Texas A&M

2010
5. Oklahoma
9. Texas
23. Texas A&M

2009
2. Texas
18. Oklahoma
19. Kansas State

2008
12. Texas A&M
17. Oklahoma State
19. Missouri
20. Nebraska
21. Texas

2007
11. Texas
12. Texas A&M
23. Oklahoma State
24. Missouri

2006
9. Oklahoma
12. Texas
15. Nebraska
18. Missouri
23. Oklahoma State

2005
1. Texas
4. Baylor
5. Nebraska
21. Missouri

2004
2. Texas
20. Texas A&M
25. Oklahoma

2003
4. Texas
11. Baylor
13. Nebraska
14. Texas A&M

2002
1. Texas
9. Nebraska

2001
6. Nebraska
21. Texas Tech

2000
8. Nebraska
10. Texas
14. Baylor

1999
7. Texas A&M
8. Baylor
9. Oklahoma State
25. Nebraska

1998
11. Texas A&M
22. Baylor
25. Texas Tech

1997
12. Texas Tech
14. Oklahoma State
19. Oklahoma

Collegiate Baseball

2015
4. TCU
19. Oklahoma State

2014
3. Texas
5. TCU
8. Texas Tech
10. Oklahoma State

2013
15. Kansas State
16. Oklahoma
22. Oklahoma State

2012
10. Baylor
13. Oklahoma
19. Texas A&M

2011
7. Texas
8. Texas A&M

2010
5. Oklahoma
9. Texas
18. Texas A&M

2009
2. Texas
19. Oklahoma
22. Kansas State
27. Oklahoma State

2008
10. Texas A&M
18. Oklahoma State
21. Missouri
22. Nebraska
25. Texas

2007
14. Texas A&M
17. Texas
21. Oklahoma State
27. Missouri

2006
10. Oklahoma
16. Missouri
17. Texas
22. Nebraska
23. Oklahoma State
26. Baylor

2005
1. Texas
4. Baylor
6. Nebraska

2004
2. Texas
16. Texas A&M

2003
4. Texas
13. Baylor
15. Nebraska
17. Texas A&M

2002
1. Texas
8. Nebraska
24. Texas Tech

2001
14. Nebraska
17. Texas Tech
21. Baylor
27. Texas

2000
7. Texas
11. Nebraska
18. Baylor

1999
7. Texas A&M
8. Oklahoma State
9. Baylor
22. Texas Tech

1998
14. Texas A&M
22. Oklahoma

1997
11. Texas Tech
12. Oklahoma State
17. Oklahoma

DIBASEBALL

2015
4. TCU
17. Oklahoma State

NCBWA
2015
4. TCU
19. Oklahoma State

2014
3. Texas
5. TCU
8. Texas Tech
10. Oklahoma State

2013
14. Kansas State
16. Oklahoma
19. Oklahoma State

2012
9. Baylor
14. Oklahoma
19. Texas A&M

2011
7. Texas
8. Texas A&M
24. Oklahoma

2010
5. Oklahoma
9. Texas
24. Texas A&M

2009
2. Texas
18. Oklahoma
22. Kansas State
25. Texas A&M

2008
14. Texas A&M
17. Oklahoma State
19. Missouri
20. Nebraska
21. Texas

2007
12. Texas A&M
14. Texas
19. Oklahoma State
23. Missouri

2006
10. Oklahoma
16. Texas
19. Nebraska
20. Missouri
23. Oklahoma State

2005
1. Texas
4. Baylor
6. Nebraska
25. Missouri

2004
2. Texas
18. Texas A&M
24. Texas Tech

2003
4. Texas
12. Baylor
15. Nebraska
16. Texas A&M

2002
1. Texas
8. Nebraska
25. Texas Tech

2001
8. Nebraska
22. Texas Tech
24. Oklahoma State



FINAL NATIONAL RANKINGS

USA Today

Table of national rankings from USA Today for years 2015 through 2008, listing team names and their corresponding ranks.

2007

Rankings for 2007: Texas A&M (12), Texas (14), Oklahoma State (19), Missouri (23)

2006

Rankings for 2006: Oklahoma (11), Texas (12), Nebraska (18), Missouri (21)

2005

Rankings for 2005: Texas (1), Baylor (4), Nebraska (6)

2004

Rankings for 2004: Texas (2), Texas A&M (15)

2003

Rankings for 2003: Texas (4), Baylor (13), Nebraska (14), Texas A&M (15)

2002

Rankings for 2002: Texas (1), Nebraska (8)

2001

Rankings for 2001: Nebraska (7), Texas Tech (23), Baylor (25)

2000

Rankings for 2000: Texas (7), Nebraska (11), Baylor (17)

1999

Rankings for 1999: Texas A&M (7), Oklahoma State (8), Baylor (9), Texas Tech (21), Nebraska (25)

1998

Rankings for 1998: Texas A&M (11), Oklahoma (21), Baylor (22), Texas Tech (23)

1997

Rankings for 1997: Oklahoma State (12), Texas Tech (14), Oklahoma (21), Texas A&M (22)

YEAR-BY-YEAR FINAL NATIONAL RANKINGS

(Baseball America/Collegiate Baseball/DIBaseball*/NCBWA/USA Today)

Year-by-year final national rankings table with columns for BU, KU, K-STATE, OU, OSU, TCU, UT, TTU, and WVU, showing rankings from 2015 down to 1997.

*Beginning in 2015 season



ALL-TIME NCAA APPEARANCES & RECORDS

School	Total	Super Regional	CWS	Regional	Super Regional	CWS	Total	Pct.
Baylor	18	4	3	36-26	5-7	2-6	43-39	.524
Kansas	5	0	1	9-9	0-0	0-2	9-11	.450
Kansas State	4	1	0	6-6	1-2	0-0	7-8	.467
Oklahoma	36	4	10	65-49	3-7	15-16	83-72	.535
Oklahoma State	41	3	19	99-47	3-5	38-36	139-87	.615
TCU	13	5	3	25-18	7-7	6-6	34-30	.531
Texas	57	9	35	131-51	17-6	85-59	233-114	.671
Texas Tech	10	1	1	18-19	2-0	0-2	20-21	.488
West Virginia	11	0	0	8-22	--	--	8-22	.267
TOTAL	195	27	72	397-248	38-34	146-127	581-409	.587
BIG 12 TOTALS*	98	34	19	203-147	46-42	28-34	277-223	.554

*Includes departed members' appearances while in the Big 12

School	Years of Participation	Super Regional	CWS
Baylor	1948, 77, 78, 91, 93, 98, 99, 2000, 01, 02, 03, 05, 06, 07, 09, 10, 11, 12	1999, 2003, 05, 12	1977, 78, 2005
Kansas	1993, 94, 2006, 09, 14		1993
Kansas State	2009, 10, 11, 13 2013		
Oklahoma	1947, 51, 53, 55, 56, 72, 73, 74, 75, 76, 77, 79, 82, 84, 85, 86, 87, 88, 89, 91, 92, 94, 95, 97, 98, 2000, 02, 04, 05, 06, 08, 09, 10, 11, 12, 13	2006, 10, 12, 13	1951*, 72, 73, 74, 75, 76, 92, 94*, 95, 2010
Oklahoma State	1948, 49, 54, 55, 59, 60, 61, 66, 67, 68, 69, 78, 81, 82, 83, 84, 85, 86, 87, 88, 89, 90, 91, 92, 93, 94, 95, 96, 97, 98, 99, 2001, 04, 06, 07, 08, 09, 11, 13, 14, 15	1999, 2007, 14	1954, 55, 59*, 60, 61^, 66^, 67, 68, 81^, 82, 83, 84, 85, 86, 87^, 90^, 93, 96, 99
TCU	1956, 94, 2004, 05, 06, 07, 08, 09, 10, 11, 12, 14, 15	2009, 10, 12, 14, 15	2010, 14, 15
Texas	1947, 49, 50, 52, 53, 54, 57, 58, 60, 61, 62, 63, 65, 66, 67, 68, 69, 70, 71, 72, 73, 74, 75, 76, 79, 80, 81, 82, 83, 84, 85, 86, 87, 88, 89, 90, 91, 92, 93, 94, 95, 96, 99, 2000, 01, 02, 03, 04, 05, 06, 07, 08, 09, 10, 11, 14, 15	2000, 02, 03, 04, 05, 09, 10, 11, 14	1949*, 50*, 52, 53^, 57, 61, 62, 63, 65, 66, 68, 69, 70, 72, 73, 74, 75*, 79, 81, 82, 83*, 84^, 85^, 87, 89^, 92, 93, 2000, 02*, 03, 04^, 05*, 09^, 11, 14
Texas Tech	1995, 96, 97, 98, 99, 2000, 01, 02, 04, 14	2014	2014
West Virginia	1955, 61, 62, 63, 64, 67, 82, 85, 87, 94, 96		

*won national championship

^national championship runner-up



NCAA REGIONAL APPEARANCES (98, 203-147)

Table with columns for Year, School, and Appearances. Rows include years from 1997 to 2015 and schools like OU, OSU, TAMU, TTU, BU, NU, MU, UT, K-STATE, and TCU.

Summary table for NCAA Regional Appearances with columns: SCHOOL, APP, RECORD, YEARS. Lists schools and their total appearances and records.

NCAA SUPER REGIONALS APPEARANCES (34, 46-42)

Table with columns for Year, School, and Appearances. Rows include years from 1997 to 2015 and schools like BU, OSU, TAMU, NU, UT, MU, and TCU.

Summary table for NCAA Super Regionals Appearances with columns: SCHOOL, APP, RECORD, YEARS. Lists schools and their total appearances and records.

NCAA COLLEGE WORLD SERIES (19, 28-34)

Table with columns for Year, School, and Appearances. Rows include years from 1997 to 2015 and schools like OSU, TAMU, NU, UT, BU, and TCU.

Summary table for NCAA College World Series Appearances with columns: SCHOOL, APP, RECORD, YEARS. Lists schools and their total appearances and records.

Summary table for Big 12 NCAA Championship Appearances with columns: Appearances, Regional, Super Regional, College World Series.

Summary table for Big 12 NCAA Championship Records with columns: Appearances, Regional, Super Regional, College World Series, Total.

Summary table for NCAA Championship Appearances & Records by School (All Time) listing schools and their appearances and records.

Summary table for Super Regional Host Sites (17) listing years and host schools.

Summary table for Super Regional Host Records listing schools and their appearances and records.

Summary table for National Seeds (17) listing years and seed numbers for various schools.



YEAR-BY-YEAR BIG 12 NCAA APPEARANCES & RECORDS

APPEARANCES				RECORDS							
Year	Total	Super Regional	CWS	Regional	Pct.	Super Regional	Pct.	CWS	Pct.	Total	Pct.
1997	4	--	0	2-8	.200	--	--	--	--	2-8	.200
1998	5	--	0	9-10	.474	--	--	--	--	9-10	.474
1999	5	3	2	15-8	.652	5-4*	.556	0-4	.000	20-16	.556
2000	5	2	1	10-7	.588	3-2	.600	0-2	.000	13-11	.520
2001	5	1	1	12-8	.600	2-0	1.000	0-2	.000	14-10	.583
2002	5	2	2	9-6*	.571	4-2	.667	4-2	.667	17-10	.630
2003	5	2	1	12-7	.632	3-2	.600	2-2	.500	17-11	.607
2004	6	2	1	11-9	.550	2-2	.500	3-2	.600	16-13	.552
2005	5	3	3	13-5	.722	6-2	.750	8-4*	.667	27-11	.711
2006	7	2	0	14-12	.538	1-4	.200	--	---	15-16	.484
2007	6	2	0	14-9	.609	1-4	.200	--	---	15-13	.536
2008	6	1	0	11-11	.500	0-2	.000	--	---	11-13	.458
2009	8	1	1	14-14	.500	2-1	.667	4-2	.667	20-17	.541
2010	5	2	1	12-6	.667	3-3	.500	1-2	.333	16-11	.593
2011	6	2	2	9-10	.474	4-2	.667	0-4	.000	13-16	.448
2012	4	2	0	10-6	.625	1-4	.200	--	---	11-10	.524
2013	3	2	0	8-2	.800	1-4	.200	--	--	9-6	.600
2014	5	4	3	13-4	.765	6-3	.667	4-6*	.400	23-13	.639
2015	3	1	1	5-5	.500	2-1	.667	2-2	.500	9-8	.529
TOTAL	98	34	19	203-147	.573	46-42	.523	28-34	.452	277-223	.554

*Big 12 teams competed against each other. Record includes both team's results.





OVERALL: 277-223, .554

REGIONALS: 203-147; SUPER REGIONALS: 46-42; CWS: 28-34

2015**COLLEGE WORLD SERIES**

TCU 10, LSU 3
 Vanderbilt I, TCU 0
 TCU 8, LSU 4
 Vanderbilt 7, TCU I (TCU eliminated)

SUPER REGIONALS

Fort Worth, Texas
 TCU I3, Texas A&M 4
 Texas A&M 2, TCU I (10)
 TCU 5, Texas A&M 4 (16)

REGIONALS

Dallas, Texas
 Oregon State 5, Texas 4
 Dallas Baptist 8, Texas I (UT eliminated)

Fort Worth, Texas

TCU 10, Sacred Heart 0
 NC State 5, TCU 4
 TCU 8, Stony Brook 3
 TCU 8, NC State 2
 TCU 9, NC State 8 (10)

Stillwater, Okla.

Oklahoma State 5, St. John's (NY) 4
 Arkansas 7, Oklahoma State 5
 St. John's (NY) 2, Oklahoma State I (OSU eliminated)

2014**COLLEGE WORLD SERIES**

UC Irvine 3, Texas I
 TCU 3, Texas Tech 2
 Texas 4, Louisville I
 Mississippi 2, Texas Tech I (TTU eliminated)
 Virginia 3, TCU 2 (15)
 Texas I, UC Irvine 0
 Mississippi 6, TCU 4 (TCU eliminated)
 Texas 4, Vanderbilt 0
 Vanderbilt 4, Texas 3 (10) (UT eliminated)

SUPER REGIONALS

Austin, Texas
 Texas 4, Houston 2
 Texas 4, Houston 0

Fort Worth, Texas

TCU 3, Pepperdine 2
 Pepperdine 3, TCU 2
 TCU 6, Pepperdine 5

Lubbock, Texas

Texas Tech I, College of Charleston 0
 Texas Tech I, College of Charleston 0

Stillwater, Okla.

UC Irvine 8, Oklahoma State 4
 UC Irvine I, Oklahoma State 0 (OSU eliminated)

REGIONALS

Coral Gables, Fla.
 Texas Tech 3, Columbia 2
 Texas Tech 3, Miami (Fla.) 0
 Miami (Fla.) 2, Texas Tech I (10)
 Texas Tech 4, Miami (Fla.) 0

Fort Worth, Texas

TCU 2, Siena I (II)
 TCU 3, Sam Houston State I (22)
 TCU 6, Sam Houston State I

Houston, Texas

Texas 8, Texas A&M I
 Texas 3, Rice 2 (II)
 Texas A&M 3, Texas 2
 Texas 4, Texas A&M I

Louisville, Ky.

Kansas 10, Kentucky 6
 Louisville 6, Kansas 3
 Kentucky 8, Kansas 6 (KU eliminated)

Stillwater, Okla.

Oklahoma State 8, Binghamton 0
 Oklahoma State 13, Cal State Fullerton 7
 Oklahoma State 6, Cal State Fullerton 4

2013**SUPER REGIONALS**

Corvallis, Ore.
 Kansas State 6, Oregon State 2 (10)
 Oregon State 12, Kansas State 4
 Oregon State 4, Kansas State 3 (K-STATE eliminated)

Baton Rouge, La.

LSU 2, Oklahoma 0
 LSU II, Oklahoma I (OU eliminated)

REGIONALS

Manhattan, Kan.
 Kansas State 20, Wichita State II
 Kansas State 7, Bryant I
 Kansas State 4, Arkansas 3

Blacksburg, Va.

Oklahoma 7, Coastal Carolina 3
 Oklahoma 5, Connecticut 3 (I2)
 Oklahoma 10, Virginia Tech 4

Louisville, Ky.

Miami (Fla.) 7, Oklahoma State 0
 Oklahoma State 7, Bowling Green 3
 Oklahoma State 7, Miami (Fla.) I
 Louisville 12, Oklahoma State 3 (OSU eliminated)

2012**SUPER REGIONALS**

Waco, Texas
 Baylor 8, Arkansas I
 Arkansas 5, Baylor 4
 Arkansas I, Baylor 0 (BU eliminated)

Columbia, S.C.

South Carolina 5, Oklahoma 0
 South Carolina 5, Oklahoma I (OU eliminated)

REGIONALS

Waco, Texas
 Oral Roberts 4, Baylor 2
 Baylor II, UT Arlington 6
 Baylor 5, Oral Roberts 2
 Baylor 9, Dallas Baptist 2
 Baylor 8, Dallas Baptist 2

Tucson, Ariz.

Arizona 15, Missouri 3
 Missouri 6, New Mexico State 2
 Louisville II, Missouri 3 (MU eliminated)

Charlottesville, Va.

Appalachian State 5, Oklahoma 4
 Oklahoma 2, Army 4 (10)
 Oklahoma 5, Virginia 4
 Oklahoma 14, Appalachian State 6
 Oklahoma 5, Appalachian State 2

College Station, Texas

Texas A&M 4, Dayton I
 Mississippi 6, Texas A&M 3
 TCU 10, Texas A&M 2 (TAMU eliminated)

2011**COLLEGE WORLD SERIES**

Florida 8, Texas 4
 South Carolina 5, Texas A&M 4
 North Carolina 3, Texas 0 (UT eliminated)
 California 7, Texas A&M 3 (TAMU eliminated)

SUPER REGIONALS

Austin, Texas
 Arizona State 3, Texas I
 Texas 5, Arizona State 3
 Texas 4, Arizona State 2

Tallahassee, Fla.

Texas A&M 6, Florida State 2
 Florida State 23, Texas A&M 9
 Texas A&M II, Florida State 2

REGIONALS

Austin, Texas
 Texas 5, No. 4 Princeton 3
 Kent State 7, Texas 5
 Texas 4, Texas State 3
 Texas 9, Kent State 3
 Texas 5, Kent State 0

College Station, Texas

Texas A&M 10, Wright State 0
 Texas A&M 6, Seton Hall 3
 Arizona 7, Texas A&M 4
 Texas A&M 5, Arizona 0

Fort Worth, Texas

Dallas Baptist 3, Oklahoma 0 (10)
 Oral Roberts 7, Oklahoma 0 (OU eliminated)

Houston, Texas

Baylor 6, California 4
 Baylor 3, No. I Rice 2
 California 8, Baylor 0
 California 9, Baylor 8 (BU eliminated)

Nashville, Tenn.

Troy 9, Oklahoma State 2
 Belmont 3, Oklahoma State 2 (OSU eliminated)

Fullerton, Calif.

Stanford 10, Kansas State 3
 Illinois 5, Kansas State 3 (K-STATE eliminated)



2010

COLLEGE WORLD SERIES

Oklahoma 4, South Carolina 3
Clemson 6, Oklahoma 4
South Carolina 3, Oklahoma 2 (OU eliminated)

SUPER REGIONALS

Fort Worth, Texas
TCU 3, Texas I (UT eliminated)
Texas I4, TCU I
TCU 4, Texas I

Charlottesville, Va.

Virginia 3, Oklahoma 2
Oklahoma 10, Virginia 7
Oklahoma II, Virginia 0

REGIONALS

Coral Gables, Fla.
Texas A&M 17, FIU 3
Miami (Fla.) 14, Texas A&M I
Texas A&M 4, Dartmouth 3
Texas A&M II, Miami (Fla.) 7
Miami (Fla.) 10, Texas A&M 3 (TAMU eliminated)

Norman, Okla.

Oklahoma 7, Oral Roberts 6
Oklahoma 7, North Carolina 6
Oklahoma 3, North Carolina 2

Fort Worth, Texas

Arizona 10, Baylor 9
Baylor 6, Lamar 4
Baylor 4, Arizona 2
TCU 9, Baylor 0 (BU eliminated)

Austin, Texas

Texas II, Rider 0
Texas 4, Louisiana Lafayette 2
Texas 4, Rice I

Fayetteville, Ark.

Washington State 9, Kansas State 6
Kansas State 9, Grambling State 8
Washington State 9, Kansas State 6 (K-STATE eliminated)

2009

COLLEGE WORLD SERIES

Championship Series:
LSU 7, Texas 6 (UT runner-up)
Texas 5, LSU I
LSU II, Texas 4

Texas 7, Southern Mississippi 6
Texas 10, Arizona State 6
Texas 4, Arizona State 3

SUPER REGIONALS

Austin, Texas
Texas 10, TCU 4
TCU 3, Texas 2
Texas 5, TCU 2

REGIONALS

Chapel Hill, N.C.
Coastal Carolina II, Kansas 3
Kansas 16, Dartmouth 0
Kansas 5, Coastal Carolina I
North Carolina 12, Kansas I (KU eliminated)

Houston, Texas

Kansas State 16, Xavier 8
Kansas State 7, Rice 6
Rice 8, Kansas State 0
Rice 13, Kansas State 4 (K-STATE eliminated)

Fort Worth, Texas

Oregon State 9, Texas A&M 8
Texas A&M 6, Wright State 4
Oregon State 13, Texas A&M 5 (TAMU eliminated)

Clemson, S.C.

Oklahoma State 10, Alabama 6
Oklahoma State 3, Clemson, 2
Clemson 15, Oklahoma State I
Clemson 6, Oklahoma State 5 (OSU eliminated)

Oxford, Miss.

Western Kentucky II, Missouri 5
Missouri 9, Monmouth 0
Western Kentucky II, Missouri 6 (MU eliminated)

Austin, Texas

Texas 3, Army I
Texas 3, Boston College 2 (25)
Texas 14, Army 10

Baton Rouge, La.

Baylor 5, Minnesota 0
LSU 3, Baylor 2
Minnesota 15, Baylor 12 (BU eliminated)

Norman, Okla.

Oklahoma 5, Wichita State 4
Arkansas 17, Oklahoma 6
Oklahoma 7, Washington State 2
Arkansas II, Oklahoma 0 (OU eliminated)

2008

SUPER REGIONALS

Houston, Texas
Rice 9, Texas A&M 7
Rice 6, Texas A&M 5 (TAMU eliminated)

REGIONALS

College Station, Texas
Texas A&M 15, Illinois-Chicago I
Texas A&M 22, Houston 4
Houston 4, Texas A&M 3
Texas A&M 13, Houston 5

Coral Gables, Fla.

Missouri 7, Ole Miss 0
Miami (Fla.) 6, Missouri 5
Ole Miss 9, Missouri 6 (MU eliminated)

Houston, Texas

St. John's 2, Texas I
Texas 13, Sam Houston State 3
Texas 4, St. John's 3
Rice 7, Texas 4 (UT eliminated)

Lincoln, Neb.

Nebraska 13, Eastern Illinois 10
UC Irvine 3, Nebraska 2
Oral Roberts 8, Nebraska 0 (NU eliminated)

Stillwater, Okla.

Oklahoma State 5, Western Kentucky 3
Wichita State 5, Oklahoma State 3
Oklahoma State 9, TCU 8
Wichita State II, Oklahoma State 3 (OSU elim.)

Tempe, Ariz.

Oklahoma 8, Vanderbilt 5
Arizona State 15, Oklahoma 3
Oklahoma II, Vanderbilt 10
Arizona State 12, Oklahoma 0 (OU eliminated)

2007

SUPER REGIONALS

Houston, Texas
Rice 3, Texas A&M 2 (10)
Rice 5, Texas A&M 2 (TAMU eliminated)

Louisville, Ky.

Louisville 0, Oklahoma State 0
Oklahoma State 3, Louisville 2 (12)
Louisville 20, Oklahoma State 2 (OSU eliminated)

REGIONALS

College Station, Texas
Texas A&M 7, Le Moyne 2
Louisiana Lafayette 5, Texas A&M
Texas A&M 10, Ohio State 4
Texas A&M 4, Louisiana Lafayette I
Texas A&M 5, Louisiana Lafayette 2

Columbia, Mo.

Missouri 10, Kent State 2
Missouri 7, Louisville 5
Louisville 4, Missouri 3
Louisville 16, Missouri 6 (MU eliminated)

Fayetteville, Ark.

Oklahoma State 6, Creighton 4
Oklahoma State 14, Arkansas 3
Oklahoma State 7, Arkansas 6

Houston, Texas

TCU 3, Baylor 2
Baylor 9, Prairie View 2
TCU 10, Baylor 5 (BU eliminated)

Round Rock, Texas

Texas 8, Brown 2
UC Irvine 3, Texas I
Texas 7, Wake Forest 4 (12)
UC Irvine 9, Texas 6 (UT eliminated)

Tempe, Ariz.

UC Riverside 10, Nebraska 5
Nebraska 6, Monmouth 5
Nebraska II, UC Riverside I
Arizona State 19, Nebraska 7 (NU eliminated)

2006

SUPER REGIONALS

Fullerton, Calif.
Cal State Fullerton 7, Missouri I
Cal State Fullerton 9, Missouri I (MU eliminated)

Houston, Texas

Rice 10, Oklahoma 4
Oklahoma II, Rice 5
Rice 9, Oklahoma 5 (OU eliminated)

**REGIONALS***Austin, Texas*

Texas 9, UT Arlington 1
Stanford 12, Texas 8
North Carolina State 6, Texas 3 (UT eliminated)

Corvallis, Ore.

Kansas 9, Hawaii 6
Oregon State 11, Kansas 3
Hawaii 9, Kansas 5 (KU eliminated)

Fayetteville, Ark.

Oklahoma State 4, Princeton 1
Oral Roberts 5, Oklahoma State 4
Oklahoma State 6, Arkansas 5
Oral Roberts 9, Oklahoma State 2 (OSU eliminated)

Houston, Texas

Baylor 3, Arizona State 2
Rice 7, Baylor 2
Baylor 7, Arizona State 2
Rice 7, Baylor 4 (BU eliminated)

Lincoln, Neb.

Manhattan 4, Nebraska 1
San Francisco 5, Nebraska 1 (NU eliminated)

Malibu, Calif.

Pepperdine 3, Missouri 2
Missouri 1, UC Irvine 0 (14)
Missouri 2, UCLA 1
Missouri 4, Pepperdine 1
Missouri 8, Pepperdine 3

Norman, Okla.

TCU 6, Oklahoma 5
Oklahoma 8, Houston 6
Oklahoma 15, TCU 6
Oklahoma 12, Wichita State 7
Oklahoma 7, Wichita State 6

2005**COLLEGE WORLD SERIES***Championship Series*

Texas 4, Florida 2 (UT champions)
Texas 6, Florida 2

Nebraska 5, Arizona State 3

Texas 5, Baylor 1
Florida 7, Nebraska 4
Baylor 4, Oregon State 3
Texas 5, Tulane 0
Arizona State 8, Nebraska 7 (NU eliminated)
Baylor 8, Tulane 7
Texas 4, Baylor 3 (BU eliminated)

SUPER REGIONALS*Oxford, Miss.*

Ole Miss 6, Texas 4
Texas 3, Ole Miss 1
Texas 6, Ole Miss 4

Waco, Texas

Clemson 4, Baylor 2
Baylor 7, Clemson 1
Baylor 6, Clemson 1

Lincoln, Neb.

Nebraska 3, Miami (Fla.) 1
Nebraska 6, Miami (Fla.) 3

REGIONALS*Oxford, Miss.*

Oklahoma 5, Southern Mississippi 4
Ole Miss 7, Oklahoma 3
Oklahoma 11, Maine 10
Ole Miss 20, Oklahoma 5 (OU eliminated)

Austin, Texas

Texas 20, Quinnipiac 2
Arkansas 9, Texas 2
Texas 12, Miami (Ohio) 5
Texas 19, Arkansas 8
Texas 5, Arkansas 2

Waco, Texas

Baylor 8, UT San Antonio 3
Baylor 8, TCU 3
Baylor 4, Stanford 3 (12)

Fullerton, Calif.

Arizona 5, Missouri 3
Missouri 14, Harvard 6
Cal State Fullerton 8, Missouri 6 (MU eliminated)

Lincoln, Neb.

Nebraska 8, Illinois-Chicago 6
Nebraska 10, Creighton 8
Nebraska 10, Creighton 2

2004**COLLEGE WORLD SERIES***Championship Series:*

Cal State Fullerton 6, Texas 4
Cal State Fullerton 3, Texas 2 (UT runner-up)

Texas 13, Arkansas 2

Texas 9, Georgia 3
Texas 7, Georgia 6

SUPER REGIONALS*Austin, Texas*

Texas 15, Vanderbilt 3
Texas 10, Vanderbilt 2

Baton Rouge, La.

LSU 11, Texas A&M 8
LSU 4, Texas A&M 0 (TAMU eliminated)

REGIONALS*Austin, Texas*

Texas 10, Youngstown State 3
Texas 7, Oral Roberts 5
Texas 7, Oral Roberts 3

Tallahassee, Fla.

UCF 7, Oklahoma State 3
Oklahoma State 4, Bethune-Cookman 1
UCF 12, Oklahoma State 9 (10) (OSU eliminated)

Fayetteville, Ark.

Wichita State 3, Missouri 0
Missouri 11, Le Moyne 3
Arkansas 10, Missouri 7 (MU eliminated)

Atlanta, Ga.

Texas Tech 10, Mississippi State 6
Georgia Tech 9, Texas Tech 3
Texas Tech 14, Mississippi State 7
Georgia Tech 5, Texas Tech 3 (TTU eliminated)

Houston, Texas

Texas A&M 14, Lamar 3
Texas A&M 12, Texas Southern 1
Rice 3, Texas A&M 1
Texas A&M 7, Rice 5

Oklahoma City, Okla.

UCLA 9, Oklahoma 1
Oklahoma 6, Central Connecticut State 1
UCLA 17, Oklahoma 7 (OU eliminated)

2003**COLLEGE WORLD SERIES**

Texas 13, Miami (Fla.) 2
Rice 12, Texas 2
Texas 5, Miami (Fla.) 1
Rice 5, Texas 4 (UT eliminated)

SUPER REGIONALS*Tallahassee, Fla.*

Texas 8, Florida State 3
Texas 6, Florida State 5

Baton Rouge, La.

Baylor 4, LSU 1
LSU 6, Baylor 5
LSU 20, Baylor 5 (BU eliminated)

REGIONALS*Austin, Texas*

Texas 7, Bucknell 0
Texas 7, Lamar 3
Lamar 6, Texas 2
Texas 6, Lamar 3

College Station, Texas

Texas A&M 6, Oral Roberts 3
Texas A&M 16, Alabama 5
Houston 7, Texas A&M 6
Houston 7, Texas A&M 6 (10) (TAMU eliminated)

Lincoln, Neb.

Nebraska 16, Eastern Michigan 11
Missouri State 4, Nebraska 2
Nebraska 18, Eastern Michigan 2
Nebraska 9, Missouri State 5
Missouri State 7, Nebraska 0 (NU eliminated)

Hattiesburg, Miss.

Baylor 7, Murray State 6
Baylor 10, Southern 3
Baylor 3, Southern Mississippi 2

Starkville, Miss.

North Carolina 4, Missouri 3 (11)
Missouri 13, Middle Tennessee 7
Mississippi State 10, Missouri 5 (MU eliminated)

2002**COLLEGE WORLD SERIES***Championship*

Texas 12, South Carolina 6 (UT champions)
Clemson 11, Nebraska 10
Texas 2, Rice 1
South Carolina 10, Nebraska 8 (NU eliminated)
Texas 8, Stanford 7
Texas 6, Stanford 5



SUPER REGIONALS

Austin, Texas
Houston 2, Texas 0
Texas 17, Houston 2
Texas 5, Houston 2

Lincoln, Neb.

Nebraska 2, Richmond 0
Richmond 6, Nebraska 2
Nebraska II, Richmond 6

REGIONALS

Austin, Texas
Baylor 4, Lamar 2
Texas 7, Central Connecticut State 4
Texas 10, Baylor 8
Baylor 10, Lamar 9
Texas 2, Baylor 0 (BU eliminated)

Houston, Texas

Texas Tech 5, Washington 4
Rice 6, Texas Tech 0
Washington 3, Texas Tech I (TTU eliminated)

Wichita, Kan.

Arkansas 8, Oklahoma 5
Wichita State 8, Oklahoma 4 (OU eliminated)

Lincoln, Neb.

Nebraska 7, Milwaukee 2
Nebraska 9, Marist I
Nebraska 14, Missouri State 3

2001

COLLEGE WORLD SERIES

Cal State Fullerton 5, Nebraska 4
Tulane 6, Nebraska 5 (NU eliminated)

SUPER REGIONALS

Lincoln, Neb.
Nebraska 7, Rice 0
Nebraska 9, Rice 6 (10)

REGIONALS

Fullerton, Calif.
Arizona State 12, Texas Tech 3
Texas Tech 14, Temple 3
Texas Tech 9, Arizona State 8
Texas Tech II, Cal State Fullerton 5
Cal State Fullerton 9, Texas Tech 2 (TTU eliminated)

Houston, Texas

Baylor 7, Houston 1
Baylor II, Rice 10
Rice 7, Baylor 4
Rice 5, Baylor 4 (BU eliminated)

Lincoln, Neb.

Nebraska 16, UNI 6
Nebraska 5, Rutgers 4
Nebraska 14, Rutgers 10

New Orleans, La.

Oklahoma State 5, Ole Miss 4 (10)
Tulane 13, Oklahoma State 10
Oklahoma State 16, Ole Miss 7
Tulane 9, Oklahoma State 8 (OSU eliminated)

Stanford, Calif.

Texas II, Long Beach State 2
Texas 4, Stanford 3
Stanford 10, Texas 9 (10)
Stanford 4, Texas 3 (UT eliminated)

2000

COLLEGE WORLD SERIES

LSU 13, Texas 5 (UT eliminated)
Florida State 6, Texas 2

SUPER REGIONALS

Austin, Texas
Texas 7, Penn State 3
Texas 10, Penn State 0

Palo Alto, Calif.

Nebraska 7, Stanford 3
Stanford 7, Nebraska I
Stanford 5, Nebraska 3 (NU eliminated)

REGIONALS

Minneapolis, Minn.
Nebraska 2, Butler I
Nebraska 4, Minnesota I
Nebraska 8, Wichita State I

Houston, Texas

Rice 5, Texas Tech 2
Texas Tech 10, Princeton I
Rice II, Texas Tech 4 (TTU eliminated)

Waco, Texas

Texas State 6, Baylor 0
Florida 10, Baylor I (BU eliminated)

Oklahoma City, Okla.

Oklahoma 6, Oral Roberts 5 (II)
UCLA 10, Oklahoma 5
Oklahoma 9, Oral Roberts 7
UCLA II, Oklahoma 3 (OU eliminated)

Tempe, Ariz.

Texas 5, Creighton 4
Arizona State 3, Texas I
Texas II, Miami (Ohio) I
Texas 6, Arizona State 4
Texas 9, Arizona 7

1999

COLLEGE WORLD SERIES

Alabama II, Oklahoma State 3
Florida State 7, Texas A&M 3
Rice 7, Oklahoma State 2 (OSU eliminated)
Cal State Fullerton 4, Texas A&M 2 (TAMU eliminated)

SUPER REGIONALS

College Station, Texas
Texas A&M 20, Clemson 3
Clemson 10, Texas A&M 3
Texas A&M 5, Clemson 4

Waco, Texas

Oklahoma State 18, Baylor II
Baylor 17, Oklahoma State 7
Oklahoma State 6, Baylor 2 (BU eliminated)

REGIONALS

Houston, Texas
Louisiana Lafayette 13, Texas 6
Texas 7, Texas State 5
Houston 8, Texas 5 (UT eliminated)

Columbus, Ohio

Mississippi State 18, Nebraska 14
Nebraska 10, Bowling Green 5
Mississippi State 13, Nebraska 7 (NU eliminated)

Lubbock, Texas

Texas Tech 5, Rutgers 2
Texas Tech 8, Milwaukee 5
Rice 3, Texas Tech I
Rice 15, Texas Tech II (TTU eliminated)

Waco, Texas

Baylor 7, Eastern Illinois 3
Baylor 6, Minnesota 4
Baylor 22, Minnesota 6

Wichita, Kan.

UCLA 12, Oklahoma State 6
Oklahoma State 12, Oral Roberts 4
Oklahoma State 17, UCLA 10
Oklahoma State II, Wichita State 8
Oklahoma State 7, Wichita State 6

College Station, Texas

Texas A&M 6, Monmouth 0
Long Beach State 7, Texas A&M 5
Texas A&M 13, Ole Miss 6
Texas A&M 9, Long Beach State 5
Texas A&M 17, Long Beach State 7

1998

REGIONALS

Atlantic I
Texas Tech 6, North Carolina 2
South Carolina 9, Texas Tech 8
Miami (Fla.) 13, Texas Tech 0 (TTU eliminated)

Atlantic II

Oklahoma 6, Delaware 3
Oklahoma 9, Rutgers 7
Florida State 23, Oklahoma 2
Auburn 9, Oklahoma 8 (OU eliminated)

South I

Richmond 12, Baylor 10
Baylor 10, Florida 5
Illinois 8, Baylor 7 (13) (BU eliminated)

Central

Texas A&M 17, Charlotte 0
Texas A&M 4, Mississippi State 3
Mississippi State 10, Texas A&M 9
Texas A&M 6, Washington 4
Mississippi State II, Texas A&M 5 (TAMU eliminated)

Midwest

Oklahoma State 13, Georgia Tech 4
Oklahoma State 13, Arizona State 8
Arizona State 13, Oklahoma State 5
Georgia Tech 6, Oklahoma State 4 (OSU eliminated)



**1997
REGIONALS**

Central

Texas State 7, Texas Tech 6 (II)

Missouri State 4, Texas Tech 2 (TTU eliminated)

Midwest

Oklahoma State 8, Stetson 1

Oklahoma State 10, Harvard 7

UCLA 14, Oklahoma State 2

UCLA 22, Oklahoma State 2 (OSU eliminated)

South I

Long Beach State 1, Oklahoma 0

LSU 14, Oklahoma 3 (OU eliminated)

West

Fresno State 2, Texas A&M 1

Stanford 3, Texas A&M 1 (TAMU eliminated)

ABCA

PLAYER OF THE YEAR

- 2005 Alex Gordon, Nebraska (winner)
- 2002 Jed Morris, Nebraska (finalist)

GOLD GLOVE WINNER

- 2015 Eric Gutierrez, Texas Tech, 1B
- 2014 Brooks Marlow, Texas, 2B
Logan Brown, Baylor, OF
- 2011 Kelby Tomlinson, Texas Tech, SS

ASSISTANT COACH OF THE YEAR

- 2006 Mitch Thompson, Baylor

MIDWEST REGION COACH OF THE YEAR

- 2009 Brad Hill, Kansas State

BASEBALL AMERICA

PLAYER OF THE YEAR

- 2005 Alex Gordon, Nebraska, 3B
- 1999 Jason Jennings, Baylor, P

COACH OF THE YEAR

- 2002 Augie Garrido, Texas
- 2001 Dave Van Horn, Nebraska

COLLEGIATE BASEBALL

PLAYER OF THE YEAR

- 1999 Jason Jennings, Baylor, P

NATIONAL FRESHMAN OF THE YEAR

- 2000 Zane Carlson, Baylor, P

COACH OF THE YEAR

- 2005 Augie Garrido, Texas
- 2002 Augie Garrido, Texas

NCBWA

DICK HOWSER TROPHY

- 2011 Taylor Jungmann, Texas, P
- 2005 Alex Gordon, Nebraska, 3B
- 1999 Jason Jennings, Baylor, P

STOPPER OF THE YEAR

- 2011 Corey Knebel, Texas
- 2010 Chance Ruffin, Texas
- 2006 Don Czyz, Kansas
- 2005 J. Brent Cox, Texas

FRESHMAN PITCHER OF THE YEAR

- 2011 Corey Knebel, Texas

DISTRICT VI PLAYER OF THE YEAR

- 2015 Michael Freeman, Oklahoma State
- 2014 Brendan McCurry, Oklahoma State
- 2010 Aaron Senne, Missouri
- 2009 A.J. Morris, Kansas State
- 2008 Aaron Crow, Missouri
- 2007 Tyler Mach, Oklahoma State
- 2005 Alex Gordon, Nebraska
- 2004 Alex Gordon, Nebraska
- 2003 Matt Hopper, Nebraska
- 2002 Jeff Leise, Nebraska
- 2001 Dan Johnson, Nebraska

DISTRICT VII PLAYER OF THE YEAR

- 2013 Jonathan Gray, Oklahoma
- 2007 Kyle Russell, Texas
- 2004 JP Howell, Texas

USA BASEBALL

GOLDEN SPIKES AWARD

- 2005 Alex Gordon, Nebraska, P
- 1999 Jason Jennings, Baylor, P

GOLDEN SPIKES AWARD FINALISTS

- 2011 Taylor Jungmann, Texas, P
- 2009 A.J. Morris, Kansas State, P
- 2008 Aaron Crow, Missouri, P
- 2007 Kyle Russell, Texas, OF
- 2006 Drew Stubbs, Texas, OF
- 2004 Huston Street, Texas, p
- 2000 Beau Hale, Texas
- 1999 Ken Harvey, Nebraska

COACH OF THE YEAR

- 1999 Mark Johnson, Texas A&M

RICHARD W. "DICK" CASE AWARD

- 2003 Huston Street, Texas, P

COLLEGIATE NATIONAL TEAMS

- 2013 Jim Schlossnagle, TCU, Manager
Riley Ferrell, TCU, P
Brandon Finnegan, TCU, P
Preston Morrison, TCU, P
C.J. Hinjosa, Texas, INF
- 2011 Tim Jamieson, Missouri, Manager
Corey Knebel, Texas, P
Hoby Milner, Texas, P
Erich Weiss, Texas, INF
Tyler Naquin, Texas A&M, OF
Michael Wacha, Texas A&M, P
- 2009 T.J. Walz, Kansas, P
Chad Bettis, Texas Tech, P
- 2008 Rob Walton, Oklahoma State, Manager
Ritch Price, Kansas, Assistant Coach
Kendal Volz, Baylor, P
Kyle Gibson, Missouri, P
Tyler Lyons, Oklahoma State, P
Andrew Oliver, Oklahoma State, P
- 2007 Ritch Price, Kansas, Assistant Coach
Jordy Mercer, Oklahoma State, P/INF
Jordan Danks, Texas, OF
Roger Kieschnick, Texas Tech, OF
Preston Clark, Texas, C
Roger Kieschnick, Texas Tech, OF
- 2005 Steve Smith, Baylor, Manager
Tim Jamieson, Missouri, Assistant Coach
Hunter Mense, Missouri, OF
Max Scherzer, Missouri, P
Kyle McCulloch, Texas, P
Drew Stubbs, Texas, P
- 2004 Alex Gordon, Nebraska, INF
Brent Cox, Texas, P
Taylor Teagarden, Texas, C
Drew Stubbs, Texas, OF
- 2003 Michael Griffin, Baylor, OF
Huston Street, Texas, P
- 2002 Huston Street, Texas, P
- 2001 Ryan Hubele, Texas, C/OF
Omar Quintanilla, Texas, INF
- 2000 Zane Carlson, Baylor, P
Ryan Budde, Oklahoma State, C
- 1999 Mark Johnson, Texas A&M, Manager
Matt Smith, Oklahoma State, P
Phil Seibel, Texas, P
Daylan Holt, Texas A&M, OF

- 1998 Steve Smith, Baylor, Assistant Coach
Bryan Loeb, Baylor, C
Jason Jennings, Baylor, P
Jon Topolski, Baylor, OF
Casey Fossum, Texas A&M, P
John Scheschuk, Texas A&M, IF/OF
Josh Bard, Texas Tech, C
Shane Wright, Texas Tech, P
- 1997 Larry Hays, Texas Tech, Assistant Coach
Jason Jennings, Baylor, P
Casey Fossum, Texas A&M, P
Jason Tyner, Texas A&M, OF
Josh Bard, Texas Tech, C
Monty Ward, Texas Tech, P

MISCELLANEOUS

COLLEGE WORLD SERIES

LEGENDS TEAM

- Augie Garrido, Texas
- Huston Street, Texas (2002-04)

JOHNNY BENCH AWARD

- 2009 J.T. Wise, Oklahoma
- 2001 Kelly Shoppach, Baylor

EASTON DEFENSIVE

PLAYER OF THE YEAR

- 2001 Kelly Shoppach, Baylor
- 1999 Ken Harvey, Nebraska

BROOKS WALLACE AWARD

- 2005 Alex Gordon, Nebraska

CoSIDA ACADEMIC

ALL-AMERICA OF THE YEAR

- 2007 Aaron Ivey, Oklahoma
- 2003 Jeff Leise, Nebraska
- 2002 Jeff Leise, Nebraska
- 1998 Charley Carter, Baylor

SENIOR CLASS AWARD FINALIST

- 2011 Chris Slater, Baylor
Cole Green, Texas
- 2008 Brett Scott, Kansas State

OLYMPIC TEAM PARTICIPANTS

- 2008 Brian Duensing, Nebraska (USA)
Adam Stern, Nebraska (Canada)
Taylor Teagarden, Texas (USA)
- 2004 Jared Theodorakas, Baylor (Greece)
Adam Stern, Nebraska (Canada)
Stubby Clapp, Texas Tech (Canada)
Jeff Guiel, Oklahoma State (Italy)
David Rollandini, Oklahoma State (Italy)

MLB WORLD SERIES CHAMPIONS

- 2015 Alex Gordon, Kansas City Royals (Nebraska)
- 2014 Brandon Belt, San Francisco (Texas)
- 2013 Brandon Workman, Boston (Texas)
- 2012 Brandon Belt, San Francisco (Texas)
- 2010 Ryan Rohlinger, San Francisco (Oklahoma)
- 2009 Joba Chamberlain, New York Yankees (Nebraska)
- 2008 Greg Dobbs, Philadelphia Phillies (Oklahoma)
- 2005 Jeff Bajenaru, Chicago White Sox (Oklahoma)
- 2004 Scott Williamson, Boston (Oklahoma State)

ALL-AMERICA SELECTIONS (581)

Five organizations have been used during Big 12 history to name All-America selections. They are the American Baseball Coaches Association, Baseball America, Collegiate Baseball, DIBaseball and the National Collegiate Baseball Writers Association.

ABCA (93)

Year	Player, School
2015	Cody Jones, TCU (Second Team) Michael Freeman, Oklahoma State (First Team) Riley Ferrell, TCU (Third Team) Preston Morrison, TCU (Third Team)
2014	Brandon Finnegan, TCU (Second Team) Preston Morrison, TCU (Second Team) Zach Fish, Oklahoma State (Third Team) Brendan McCurry, Oklahoma State (Third Team)
2013	Jonathan Gray, Oklahoma (First Team) Ross Kivett, Kansas State (Second Team)
2012	Andrew Heaney, Oklahoma State (First Team) Josh Ludy, Baylor (Second Team) Tyler Naquin, Texas A&M (Second Team) Josh Turley, Baylor (Third Team)
2011	Corey Knebel, Texas (First Team) Taylor Jungmann, Texas (First Team) Ross Stripling, Texas A&M (First Team) Brandon Loy, Texas (Second Team) Tyler Naquin, Texas A&M (Second Team)
2010	Chance Ruffin, Texas (First Team) Nick Martini, Kansas State (Second Team) Cole Green, Texas (Second Team) Barrett Loux, Texas A&M (Third Team)
2009	A.J. Morris, Kansas State (First Team) Kyle Gibson, Missouri (Second Team) J.T. Wise, Oklahoma (Second Team) Austin Wood, Texas (Second Team) Tony Thompson, Kansas (Third Team) Jamie Johnson, Oklahoma (Third Team)
2008	Aaron Crow, Missouri (First Team)
2007	Kyle Russell, Texas (First Team) Tyler Mach, Missouri (Second Team) Corey Brown, Oklahoma State (Second Team) Adrian Alaniz, Texas (Second Team) Bradley Suttle, Texas (Third Team) Kyle Nicholson, Texas A&M (Third Team)
2006	Don Czyk, Kansas (First Team) Tyler Mach, Missouri (Second Team)
2005	Alex Gordon, Nebraska (First Team) J. Brent Cox, Texas (First Team) Seth Johnston, Texas (First Team) Max Scherzer, Missouri (Second Team) Johnny Dorn, Nebraska (Third Team)
2004	Alex Gordon, Nebraska (First Team) J.P. Howell, Texas (First Team) Huston Street, Texas (First Team) Josh Brady, Texas Tech (First Team) Jason Jaramillo, Oklahoma State (Third Team) Cory Patton, Texas A&M (Third Team) Cameron Blair, Texas Tech (Third Team)
2003	David Murphy, Baylor (First Team) Dustin Majewski, Texas (First Team) Huston Street, Texas (First Team) Matt Hopper, Nebraska (Second Team) Omar Quintanilla, Texas (Second Team) J.P. Howell, Texas (Third Team)
2002	Jeff Leise, Nebraska (First Team) Jed Morris, Nebraska (First Team) Justin Simmons, Texas (First Team) Shane Komine, Nebraska (Second Team) Tim Moss, Texas (Second Team)
2001	Kelly Shoppach, Baylor (First Team) John Cole, Nebraska (First Team) Dan Johnson, Nebraska (Second Team)

	Shane Komine, Nebraska (Second Team) Greg Dobbs, Oklahoma State (Second Team)
2000	Jeff Bajernau, Oklahoma (First Team) Shane Komine, Nebraska (Second Team) Charlie Thames, Texas (Second Team) Chad Hawkins, Baylor (Third Team) Ryan Stegall, Missouri (Third Team) Matt Hopper, Nebraska (Third Team) Beau Hale, Texas (Third Team)
1999	Jason Jennings, Baylor (First Team) Ken Harvey, Nebraska (First Team) Daylan Holt, Texas A&M (First Team) Josh Bard, Texas Tech (First Team) Lamont Matthews, Oklahoma State (Second Team)
1998	Josh Bard, Texas Tech (First Team) Shane Wright, Texas Tech (First Team) Charley Carter, Baylor (Second Team) Jason Tyner, Texas A&M (Second Team) Kip Wells, Baylor (Third Team) Ryan Frey, Missouri (Third Team) Casey Fossum, Texas A&M (Third Team)
1997	Keith Ginter, Texas Tech (Third Team) Jeff Guiel, Oklahoma State (First Team) Keith Ginter, Texas Tech (First Team) Jason Gooding, Texas Tech (First Team) Joe Dillon, Texas Tech (Second Team) Heath Schesser, Kansas State (Third Team) Javier Flores, Oklahoma (Third Team) Rusty McNamara, Oklahoma State (Third Team)

BASEBALL AMERICA (86)

Year	Player, School
2015	Michael Freeman, Oklahoma State (First Team) Cody Jones, TCU (Third Team)
2014	Brendan McCurry, Oklahoma State (Second Team) Preston Morrison, TCU (Second Team) Zach Fish, Oklahoma State (Third Team) Brandon Finnegan, TCU (Third Team) Mark Payton, Texas (Third Team)
2013	Jonathan Gray, Oklahoma (First Team) Matt Oberste, Oklahoma (Second Team) Ross Kivett, Kansas State (Third Team)
2012	Josh Ludy, Baylor (First Team) Andrew Heaney, Oklahoma State (First Team) Jamodrick McGruder, Texas Tech (Second Team) Michael Wacha, Texas A&M (Second Team) Josh Turley, Baylor (Third Team) Tyler Naquin, Texas A&M (Third Team)
2011	Taylor Jungmann, Texas (First Team) Corey Knebel, Texas (Second Team) Tyler Ogle, Oklahoma (Third Team) Michael Wacha, Texas A&M (Third Team)
2010	Chance Ruffin, Texas (First Team) Barrett Loux, Texas A&M (First Team) Garrett Buechele, Oklahoma (Second Team) Taylor Jungmann, Texas (Second Team) John Stilson, Texas A&M (Second Team)
2009	A.J. Morris, Kansas State (First Team) Kyle Gibson, Missouri (Second Team) J.T. Wise, Oklahoma (Second Team)
2008	Aaron Crow, Missouri (First Team) Chance Ruffin, Texas (Third Team)
2007	Kyle Russell, Texas (First Team) Corey Brown, Oklahoma State (Second Team) Blake Stoffer, Texas A&M (Second Team) Tyler Mach, Missouri (Third Team)

2006	Brandon Hicks, Texas A&M (Third Team) Don Czyk, Kansas (Second Team) Drew Stubbs, Texas (Second Team) Corey Brown, Oklahoma State (Third Team)
2005	Alex Gordon, Nebraska (First Team) Max Scherzer, Missouri (Second Team) J. Brent Cox, Texas (Second Team) Seth Johnston, Texas (Second Team) Cliff Pennington, Texas A&M (Third Team)
2004	Alex Gordon, Nebraska (First Team) J.P. Howell, Texas (First Team) Huston Street, Texas (Second Team) Josh Brady, Texas Tech (Second Team)
2003	David Murphy, Baylor (First Team) Dustin Majewski, Texas (First Team) Scott Beerer, Texas A&M (First Team) Aaron Marsden, Nebraska (Second Team) Huston Street, Texas (Second Team) Chris Durbin, Baylor (Third Team) Matt Hopper, Nebraska (Third Team)
2002	Shane Komine, Nebraska (Second Team) Justin Simmons, Texas (Second Team) Jed Morris, Nebraska (Third Team) Tim Moss, Texas (Third Team)
2001	Kelly Shoppach, Baylor (First Team) John Cole, Nebraska (First Team) Dan Johnson, Nebraska (Second Team) Shane Komine, Nebraska (Second Team) Greg Dobbs, Oklahoma (Second Team)
2000	Charlie Thames, Texas (First Team) Shane Komine, Nebraska (Second Team) Beau Hale, Texas (Second Team) Chad Hawkins, Baylor (Third Team) Jeff Bajernau, Oklahoma (Third Team)
1999	Jason Jennings, Baylor (First Team) Ken Harvey, Nebraska (First Team) Daylan Holt, Texas A&M (First Team) Josh Bard, Texas Tech (First Team) Eric Nelson, Baylor (Third Team) Lamont Matthew, Oklahoma State (Third Team) Chris Russ, Texas A&M (Third Team)
1998	Kip Wells, Baylor (Second Team) Ryan Rupe, Texas A&M (Second Team) Jason Jennings, Baylor (Third Team) Casey Bookout, Oklahoma (Third Team) Jason Tyner, Texas A&M (Third Team) Josh Bard, Texas Tech (Third Team) Shane Wright, Texas Tech (Third Team)
1997	Joe Dillon, Texas Tech (Second Team) Keith Ginter, Texas Tech (Second Team) Jason Gooding, Texas Tech (Second Team) Rusty McNamara, Oklahoma State (Third Team)

BASEBALL AMERICA FRESHMAN (43)

Year	Player, School
2015	Kyle Davis, West Virginia (First Team) Connor Wanhanen, TCU (Second Team)
2014	Sheldon Neuse, Oklahoma (First Team) Tyler Alexander, TCU (Second Team) Tres Barrera, Texas (Second Team)
2013	Jake Matthys, Kansas State (Second Team)
2011	Corey Knebel, Texas (First Team) Erich Weiss, Texas (Second Team) Krey Bratsen, Texas A&M (Second Team)
2010	Logan Vick, Baylor (First Team) Max White, Oklahoma (First Team)

Barrett Barnes, Texas Tech (First Team)
 Michael Wacha, Texas A&M (First Team)
 Cohl Walla, Texas (Second Team)
 2009 Taylor Jungmann, Texas (First Team)
 2008 Chance Ruffin, Texas (First Team)
 Brooks Raley, Texas A&M (Second Team)
 2006 Kyle Russell, Texas, OF (Second Team)
 2005 Jacob Priday, Missouri, OF (First Team)
 Johnny Dorn, Nebraska, SP (First Team)
 Corey Brown, Oklahoma State, OF (First Team)
 Adrian Alaniz, Texas, SP (First Team)
 Kody Kaiser, Oklahoma, OF (Second Team)
 Kenn Kasperek, Texas, SP (Second Team)
 2004 Drew Stubbs, Texas, OF (First Team)
 Jason Meyer, Texas A&M (First Team)
 Austin Boggs, Texas A&M, 3B (Second Team)
 2003 Taylor Teagarden, Texas, C (Second Team)
 2002 Huston Street, Texas, RP (First Team)
 J.D. Reininger, Texas, 3B (First Team)
 2001 Omar Quintanilla, Texas, SS (First Team)
 2000 Zane Carlson, Baylor, RP (First Team)
 Austin Mix, Oklahoma, SP (First Team)
 Matt Hopper, Nebraska, IB (First Team)
 Ryan Hubele, Texas, C (First Team)
 Jamie Rodrigue, Nebraska, SP (Second Team)
 1999 Shane Komine, Nebraska, P (Second Team)
 Jeff Ontiveros, Texas, IB (Third Team)
 1998 Matt Smith, Oklahoma State, P (Second Team)
 Daylan Holt, Texas A&M, OF (Second Team)
 1997 Jason Jennings, Baylor, P (First Team)
 Rich Park, Oklahoma, IB (First Team)
 Josh Bard, Texas Tech, DH (First Team)

DIBaseball (2)

Year Player, School
 2015 Cody Jones, TCU (Second Team)
 Michael Freeman, Oklahoma State (Third Team)

DIBaseball Freshman (2)

Year Player, School
 2015 Evan Skoug, TCU (First Team)
 Kyle Davis, West Virginia (First Team)

NCBWA (114)

Year Player, School
 2015 Michael Freeman, Oklahoma State (First Team)
 Riley Ferrell, TCU (First Team)
 Preston Morrison, TCU (Second Team)
 2014 Brendan McCurry, Oklahoma State (First Team)
 Brandon Finnegan, TCU (Second Team)
 Preston Morrison, TCU (Second Team)
 Riley Ferrell, TCU (Third Team)
 2013 Jonathan Gray, Oklahoma (First Team)
 Matt Oberste, Oklahoma (First Team)
 2012 Andrew Heaney, Oklahoma State (First Team)
 Josh Ludy, Baylor (Second Team)
 Tyler Naquin, Texas A&M (Second Team)
 Ross Stripling, Texas A&M (Second Team)
 Trent Blank, Baylor (Third Team)
 Michael Wacha, Texas A&M (Third Team)
 Jamodrick McGruder, Texas Tech (Third Team)
 2011 James Allen, Kansas State (First Team)
 Corey Knebel, Texas (First Team)
 Taylor Jungmann, Texas (First Team)
 Tyler Naquin, Texas A&M (Third Team)
 Ross Stripling, Texas A&M (Third Team)
 John Neely, Texas Tech (Third Team)
 2010 Cole Green, Texas (First Team)
 Chance Ruffin, Texas (First Team)
 John Stilson, Texas A&M (Second Team)

Taylor Jungmann, Texas (Third Team)
 Barrett Loux, Texas A&M (Third Team)
 2009 A.J. Morris, Kansas State (First Team)
 J.T. Wise, Oklahoma (First Team)
 Kyle Gibson, Missouri (Second Team)
 Austin Wood, Texas (Second Team)
 Tony Thompson, Kansas (Third Team)
 Ryan Duke, Oklahoma (Third Team)
 2008 Aaron Crow, Missouri (First Team)
 Jacob Priday, Missouri (Second Team)
 Johnny Dorn, Nebraska (Third Team)
 Jose Duran, Texas A&M (Third Team)
 2007 Corey Brown, Oklahoma State (Second Team)
 Tyler Mach, Missouri (Second Team)
 Adrian Alaniz, Texas (Second Team)
 Daniel Edwards, Kansas State (Third Team)
 Kyle Nicholson, Texas A&M (Third Team)
 Blake Stouffer, Texas A&M (Third Team)
 2006 Don Czyk, Kansas (First Team)
 Luke Gorsett, Nebraska (Second Team)
 Tony Watson, Nebraska (Third Team)
 Drew Stubbs, Texas (Third Team)
 2005 Alex Gordon, Nebraska (First Team)
 J. Brent Cox, Texas (First Team)
 Seth Johnston, Texas (Second Team)
 Max Scherzer, Missouri (Third Team)
 James Boone, Missouri (Third Team)
 Johnny Dorn, Nebraska (Third Team)
 Adam Carr, Oklahoma State (Third Team)
 Cameron Blair, Texas Tech (Third Team)
 2004 Alex Gordon, Nebraska (First Team)
 J.P. Howell, Texas (First Team)
 Huston Street, Texas (First Team)
 Spencer Grogan, Oklahoma State (Second Team)
 Josh Brady, Texas Tech (Second Team)
 Cameron Blair, Texas Tech (Second Team)
 Garrett Broshuis, Missouri (Third Team)
 2003 David Murphy, Baylor (First Team)
 Dustin Majewski, Texas (First Team)
 Scott Beerer, Texas A&M (Second Team)
 Huston Street, Texas (Second Team)
 Matt Hopper, Nebraska (Third Team)
 Aaron Marsden, Nebraska (Third Team)
 2002 Jed Morris, Nebraska (First Team)
 Justin Simmons, Texas (First Team)
 Shane Komine, Nebraska (Third Team)
 Dustin Majewski, Texas (Third Team)
 2001 Kelly Shoppach, Baylor (First Team)
 Dan Johnson, Nebraska (First Team)
 Greg Dobbs, Oklahoma (Second Team)
 Shane Komine, Nebraska (Third Team)
 2000 Shane Komine, Nebraska (First Team)
 Jeff Bajernau, Oklahoma (First Team)
 Charlie Thames, Texas (First Team)
 Carlos Gautreaux, Oklahoma State (Second Team)
 Chad Hawkins, Baylor (Third Team)
 Ryan Stegall, Missouri (Third Team)
 Justin Cowan, Nebraska (Third Team)
 Beau Hale, Texas (Third Team)
 1999 Jason Jennings, Baylor (First Team)
 Ken Harvey, Nebraska (First Team)
 Casey Fossum, Texas A&M (First Team)
 Daylan Holt, Texas A&M (First Team)
 Josh Bard, Texas Tech (First Team)
 Matt Smith, Oklahoma State (Second Team)
 Shane Wright, Texas Tech (Second Team)
 Jon Topolski, Baylor (Third Team)
 Billy Gasparino, Oklahoma State (Third Team)
 Josh Holliday, Oklahoma State (Third Team)

Chris Russ, Texas A&M (Third Team)
 Shawn Shumacher, Texas A&M (Third Team)
 1998 Jason Jennings, Baylor (First Team)
 Ryan Rupe, Texas A&M (First Team)
 Shane Wright, Texas Tech (First Team)
 Casey Bookout, Oklahoma (Second Team)
 Josh Holliday, Texas (Second Team)
 Casey Fossum, Texas A&M (Second Team)
 Jason Tyner, Texas A&M (Second Team)
 Josh Bard, Texas Tech (Second Team)
 Geoff Geary, Oklahoma (Third Team)
 Keith Ginter, Texas Tech (Third Team)
 1997 Joe Dillon, Texas Tech (First Team)
 Keith Ginter, Texas Tech (First Team)
 Jason Gooding, Texas Tech (First Team)
 Kris Lambert, Baylor (Third Team)
 Heath Schesser, Kansas State (Third Team)
 Todd Sears, Nebraska (Third Team)
 Brian Shackelford, Oklahoma (Third Team)
 Josh Bard, Texas Tech (Third Team)

NCBWA FRESHMAN (12)

Year Player, School
 2015 Kyle Davis, West Virginia (First Team)
 2014 Tyler Alexander, TCU (First Team)
 Stephen Villines, Kansas (Second Team)
 2011 Corey Knebel, Texas (First Team)
 Erich Weiss, Texas (Second Team)
 Krey Bratsen, Texas A&M (Second Team)
 2010 Max Muncy, Baylor (First Team)
 Max White, Oklahoma (First Team)
 Michael Wacha, Texas A&M (First Team)
 Barrett Barnes, Texas Tech (First Team)
 2009 Taylor Jungmann, Texas (First Team)
 Austin Dicharry, Texas (Second Team)

COLLEGIATE BASEBALL/ LOUISVILLE SLUGGER (102)

Year Player, School
 2014 Brendan McCurry, Oklahoma State (Second Team)
 Preston Morrison, TCU (Second Team)
 Zach Fish, Oklahoma State (Third Team)
 Brandon Finnegan, TCU (Third Team)
 2013 Jonathan Gray, Oklahoma (Second Team)
 Harrison Musgrave, West Virginia (Second Team)
 Ross Kivett, Kansas State (Third Team)
 Matt Oberste, Oklahoma (Third Team)
 2012 Andrew Heaney, Oklahoma State (First Team)
 Josh Turley, Baylor (Second Team)
 Ross Stripling, Texas A&M (Second Team)
 Michael Wacha, Texas A&M (Second Team)
 Trent Blank, Baylor (Third Team)
 Josh Ludy, Baylor (Third Team)
 Logan Vick, Baylor (Third Team)
 2011 Corey Knebel, Texas, P (First Team)
 Taylor Jungmann, Texas, P (First Team)
 Michael Rocha, Oklahoma, P (Second Team)
 Cody Asche, Nebraska, 3B (Second Team)
 Tyler Naquin, Texas A&M, OF (Second Team)
 James Allen, Kansas State, P (Third Team)
 Zach Johnson, Oklahoma State, IB (Third Team)
 Ross Stripling, Texas A&M, P (Third Team)
 2010 Cole Green, Texas, P (First Team)
 Chance Ruffin, Texas, P (First Team)
 John Stilson, Texas A&M, P (Second Team)
 Brandon Workman, Texas, P (Second Team)
 Nick Martini, Kansas State, OF (Third Team)
 Aaron Senne, Missouri, IB (Third Team)
 Barret Loux, Texas A&M, P (Third Team)
 2009 A.J. Morris, Kansas State, P (First Team)



2004 Drew Stubbs, Texas, OF (Third Team)
Cameron Blair, Texas Tech, SS (Third Team)
Alex Gordon, Nebraska, 3B (First Team)
J.P. Howell, Texas, P (First Team)
Huston Street, Texas, P (Third Team)
Jason Meyer, Texas A&M, P (Third Team)
Cameron Blair, Texas Tech, SS (Third Team)

2003 Scott Beerer, Texas A&M, UTL (First Team)
Huston Street, Texas, P (Second Team)
Matt Hopper, Nebraska, IB (Third Team)
Aaron Marsden, Nebraska, P (Third Team)
Jason Jaramillo, Oklahoma State, C (Third Team)
Dustin Majewski, Texas, OF (Third Team)

2002 Jed Morris, Nebraska, C (First Team)
Justin Simmons, Texas, P (First Team)
Tim Moss, Texas, 2B (Third Team)
Huston Street, Texas, P (Third Team)

2001 Kelly Shoppach, Baylor, C (First Team)
Shane Komine, Nebraska, P (First Team)
Dan Johnson, Nebraska, IB (Second Team)
Greg Dobbs, Oklahoma State, OF (Second Team)
John Cole, Nebraska, OF (Third Team)

2000 Shane Komine, Nebraska, P (First Team)
Charlie Thames, Texas, P (Second Team)
Zane Carlson, Baylor, P (Third Team)
Chad Hawkins, Baylor, P (Third Team)
Justin Cowan, Nebraska, C (Third Team)
Jeff Bajernau, Oklahoma, P (Third Team)
Beau Hale, Texas, P (Third Team)

1999 Jason Jennings, Baylor, UTL (First Team)
Ken Harvey, Nebraska, P (First Team)
Billy Gasparino, Oklahoma State, SS (Second Team)
Chris Russ, Texas A&M, P (Second Team)
Lamont Matthews, Oklahoma State, OF (Third Team)
Daylan Holt, Texas A&M, OF (Third Team)
Josh Bard, Texas Tech, C (Third Team)

1998 Shane Wright, Texas Tech, P (First Team)
Kip Wells, Baylor, P (Third Team)
Charley Carter, Baylor, IB (Third Team)
Jason Jennings, Baylor, UTL (Third Team)
Ryan Fry, Missouri, OF (Third Team)
Casey Bookout, Oklahoma, IB (Third Team)
Derek Wathan, Oklahoma, SS (Third Team)
Ryan Rupe, Texas A&M, P (Third Team)
Josh Bard, Texas Tech, C (Third Team)
Keith Ginter, Texas Tech, 2B (Third Team)

1997 Keith Ginter, Texas Tech (First Team)
Jason Gooding, Texas Tech (First Team)
Joe Dillon, Texas Tech (Second Team)

**COLLEGIATE BASEBALL/
LOUISVILLE SLUGGER FRESHMAN (83)**

Year Player, School

2015 Evan Skoug, TCU, C
Connor Wanhanen, TCU, OF/DH
Kyle Davis, West Virginia, UTL
B.J. Meyers, West Virginia, RHP

2014 Sheldon Neuse, Oklahoma, UTL
Tyler Alexander, TCU, SP
Dylan Dusek, Texas Tech, SP
Stephen Smith, Texas Tech, OF

2013 Jake Matthys, Kansas State, RP
Craig Aikin, Oklahoma, OF
Jacob Evans, Oklahoma, RP
Anthony Hermelyn, Oklahoma, C
Alex Young, TCU, RP
Boomer White, TCU, OF
Eric Gutierrez, Texas Tech, IB
Jarrard Poteete, Texas Tech, DH

2012 Parker French, Texas, RP

2011 Jared King, Kansas State, OF
Dillon Overton, Oklahoma, SP
Corey Knebel, Texas, RP
Erich Weiss, Texas, 3B
Krey Bratsen, Texas A&M, OF
David Paiz, Texas Tech, UTL

2010 Max Muncy, Baylor, IB
Logan Vick, Baylor, OF
Max White, Oklahoma, OF
Michael Wacha, Texas A&M, SP
Barrett Barnes, Texas Tech, IB
Jamodrick McGruder, Texas Tech, 2B

2009 James Allen, Kansas State, RP
Nick Martini, Kansas State, OF
Garrett Buechele, Oklahoma, 3B

2008 Thomas Rooke, Kansas State, RP
Thomas Belza, Oklahoma State, 2B
Chance Ruffin, Texas, SP
Cameron Rupp, Texas, C

2007 Raynor Campbell, Baylor, 3B
Trevor Coleman, Missouri, C
Aaron Baker, Oklahoma, IB
Josh Prince, Texas, SS
Scott Migl, Texas A&M, RP

2006 Beamer Weems, Baylor, SS
Ben Hornbeck, Kansas State, RP
Jordy Mercer, Oklahoma State, UTL
Jordan Danks, Texas, OF
Kyle Russell, Texas, OF
Bradley Suttle, Texas, 2B
Austin Wood, Texas, RP
Roger Kieschnick, Texas Tech, OF
Miles Morgan, Texas Tech, SP

2005 Johnny Dorn, Nebraska, SP
Tony Watson, Nebraska, RP
Corey Brown, Oklahoma State, OF
Adrian Alaniz, Texas, SP

2004 Carson Kainer, Texas, OF
Kyle McCulloch, Texas, SP
Drew Stubbs, Texas, OF
Austin Boggs, Texas A&M, 3B
Jason Meyer, Texas A&M, SP

2003 Abe Woody, Baylor, SP
Ryan LaMotta, Baylor, SP
Alex Gordon, Nebraska, 3B
Tim Schoeninger, Nebraska, RP
Taylor Teagarden, Texas, C
Cliff Pennington, Texas A&M, 3B

2002 Travis Wendate, Missouri, RP
Matt Bose, Oklahoma, 3B
David Purcey, Oklahoma, RP
J.D. Reininger, Texas, DH
Huston Street, Texas, RP

2001 Scott Baker, Oklahoma State, SP
Joe Weaver, Oklahoma State, RP
Omar Quintanilla, Texas, SS
Justin Simmons, Texas, SP
Justin Moore, Texas A&M, SP

2000 Zane Carlson, Baylor, RP
Matt Hopper, Nebraska, DH
Jamie Rodrigue, Nebraska, SP
Austin Mix, Oklahoma, SP

1999 Shane Komine, Nebraska, SP
1998 Jason Williams, Missouri, SS
Matt Smith, Oklahoma State, SP
1997 Josh Bard, Texas Tech

ACADEMIC ALL-AMERICA (44)

AS SELECTED BY CoSIDA

Year Player, School (Team)

2015 Logan Brown, Baylor (First Team)

2014 John Curtiss, Texas (First Team)
Doug Ashby, Baylor (Second Team)
Kolt Browder, Baylor (Second Team)
2013 Ross Stripling, Texas A&M (First Team)
2012 Kolt Browder, Baylor (Third Team)
2011 Chris Slater, Baylor (First Team)
Casey Hauptman, Nebraska (Second Team)
Jason King, Kansas State (Third Team)
Ross Stripling, Texas A&M (Third Team)

2010 DJ Belfonte, Nebraska (First Team)
Chris Slater, Baylor (Second Team)
Elliot Blair, Oklahoma (Third Team)

2009 Aaron Miller, Baylor (Second Team)

2008 Brett Scott, Kansas State (Second Team)
Justin Ellrich, Kansas (Third Team)

2007 Aaron Ivey, Oklahoma (First Team)
Bradley Suttle, Texas (Second Team)
Brett Scott, Kansas State, INF (Third Team)

2006 Zach Dillon, Baylor, C (First Team)
Brandon Buckman, Nebraska, IB (First Team)
Aaron Ivy, Oklahoma (Second Team)
Ryan Rohlinger, Oklahoma (Second Team)
Drew Stubbs, Texas (Second Team)

2005 Daniel Bruce, Nebraska, OF (Second Team)
Drew Stubbs, Texas, OF (Third Team)

2003 Ross Bennett, Baylor, INF (First Team)
Jeff Leise, Nebraska, OF (First Team)
Aaron Marsden, Nebraska, P (First Team)

2002 Jeff Leise, Nebraska, OF (First Team)
Shane Komine, Nebraska, P (Second Team)

2001 John Cole, Nebraska, OF (First Team)
Pete Smart, Kansas, SP (Second Team)
Jeff Leise, Nebraska, OF (Second Team)

1999 Jason Jennings, Baylor, P (First Team)
Eric Mumm, Nebraska, OF (First Team)
Jon Topolski, Baylor, OF (Second Team)

1998 Charley Carter, Baylor, IB (First Team)
Josh Dimmick, Kansas, C (First Team)
Jon Topolski, Baylor, OF (Second Team)
Matt Scholdt, Nebraska, P (Second Team)
Jason Jennings, Baylor, P (Third Team)

1997 Josh Dimmick, Kansas, C (Third Team)
Casey Bookout, Oklahoma (Third Team)

1997 (37)

Round/Pick	Player, School, Position	Team
3/88	Jeff Andra, OU, P	San Francisco Giants
3/102	Todd Sears, NU, IB	Colorado Rockies
4/124	Nate Teut, ISU, P	Chicago Cubs
5/145	Heath Schesser, K-STATE, SS	Detroit Tigers
5/168	Kip Harkrider, UT, SS	Los Angeles Dodgers
5/151	Jason Gooding, TTU, P	Kansas City Royals
6/201	Brian Benefield, TAMU, 2B	Cleveland Indians
7/211	Joe Dillion, TAMU, IB	Kansas City Royals
7/207	Matt Garrick, TAMU, 2B	Anaheim Angels
8/241	Eric Yanz, K-STATE, P	Kansas City Royals
9/282	David Johnson, K-STATE, P	Colorado Rockies
9/278	Scott Williamson, OSU, P	Cincinnati Reds
10/305	Javier Flores, OU, C	Oakland A's
10/309	Jamie Smith, TAMU, P	Chicago White Sox
11/346	Matt Blank, TAMU, P	Montreal Expos
11/350	Dave Maurer, OSU, P	San Diego Padres
12/372	Ryan Seifert, ISU, P	Colorado Rockies
13/392	Kris Lambert, BU, P	Pittsburgh Pirates
17/531	Brian Shackelford, OU, P-DH-OF	Cleveland Indians
17/515	Elvin Nina, OSU, P	Oakland A's
19/566	Jimmy Frush, TTU, P	Philadelphia Phillies
20/596	Jeff Terrell, MU, IF	Philadelphia Phillies
21/626	Rusty McNamara, OSU, OF-3B	Philadelphia Phillies
21/637	Mark Cridland, UT, OF	Milwaukee Brewers
21/650	Johnny Hunter, TAMU, OF	San Diego Padres
22/657	Steve Fish, NU, P	Anaheim Angels
22/659	John Sneed, TAMU, P	Toronto Blue Jays
24/716	Patrick Driscoll, NU, P	Philadelphia Phillies
25/759	Eric Thompson, KU, P	Chicago White Sox
28/848	Scott Sandusky, TAMU, C	Cincinnati Reds
28/860	Joe DeMarco, KU, SS	San Diego Padres
29/874	Ryan Rupe, TAMU, P	Chicago Cubs
29/873	Aaron Jaworowski, MU, IB	Minnesota Twins
31/950	Jon Oiseth, K-STATE, P	San Diego Padres
36/1102	Tim Lyons, KU, P	Atlanta Braves
36/1084	Todd Fereday, K-STATE, 2B	Chicago Cubs

1998 (43)

Round/Pick	Player, School, Position	Team
1/16	Kip Wells, BU, P	Chicago White Sox
1/21	Jason Tyner, TAMU, OF	New York Mets
2/70	Derek Wathan, OU, SS	Florida Marlins
3/98	Mike Dean, KU,	San Francisco Giants
4/107	Monty Ward, TTU, P	Kansas City Royals
5/139	Mickey Blount, K-STATE, P	Minnesota Twins
6/192	Ryan Rupe, TAMU, P	Tampa Bay Devil Rays
7/197	Jeremy Dodson, BU, OF	Kansas City Royals
7/207	Clint Smith, OU, P	Detroit Tigers
8/234	Scott Sandusky, TAMU, C	Montreal Expos
8/245	Craig Kuzmic, TAMU, 3B-C	Seattle Mariners
9/255	Jon Adkins, OSU, P	Oakland A's
10/302	Keith Ginter, TTU, 3B	Houston Astros
11/332	Kevin Jordan, TTU, OF	Houston Astros
13/382	Thom Dreier, OSU, P	San Diego Padres
13/400	Paul McCurtain, OU, P	Florida Marlins
13/378	Les Walrond, KU, P	St. Louis Cardinals
14/407	Shawn Sedlacek, ISU, P	Kansas City Royals
14/432	Pat Hertzell, K-STATE, P	Tampa Bay Devil Rays
15/ 434	Geoff Geary, OU,	Philadelphia Phillies
15/446	Jose Montenegro, OU, SS	Milwaukee Brewers
15/452	Charley Carter, BU, IB	Houston Astros
19/571	Justin Stine, MU, P	Anaheim Angels
20/590	Duane Price, TTU, OF	Cincinnati Reds
23/677	Corey Hart, OU, 2B	Kansas City Royals
24/722	Josh Dimmick, KU, C	Houston Astros
24/707	Ryan Fry, MU, OF	Kansas City Royals
24/710	Eric Cooper, TTU, P	Cincinnati Reds
25/752	Jake Whitney, ISU, P	Houston Astros

26/790	Kevin Olsen, OU, P	Florida Marlins
26/774	Brad Waldron, ISU, P	Montreal Expos
27/797	Yancy Ayres, K-STATE, C	Kansas City Royals
27/820	Willy Hill, OU, OF	Florida Marlins
27/818	Steve Hill, OSU, IF	San Francisco Giants
28/852	Brandon Peck, K-STATE, P	St. Louis Cardinals
29/872	Brandon Buckley, TTU, C	Houston Astros
31/940	Jon Topoiski, BU, OF	Florida Marlins
33/982	Bryan Schmidt, MU, SS	San Diego Padres
34/1032	Matthew Schuldt, NU, P	Tampa Bay Devil Rays
34/1016	Curt Kautsch, UT, P	Milwaukee Brewers
45/1343	Brandon Smith, KU,	Los Angeles Dodgers
45/1327	Matt Van Alsbury, KU,	St. Louis Cardinals
48/1395	Dan Olson, KU, P	Minnesota Twins

1999 (40)

Round/Pick	Player, School, Position	Team
1/16	Jason Jennings, BU, P-DH	Colorado Rockies
1/30	Chance Caple, TAMU, P	St. Louis Cardinals
1/48	Casey Fossum, TAMU, P	Boston Red Sox
3/100	Josh Bard, TTU, C	Colorado Rockies
4/142	Jason Moore, UT, SS	San Diego Padres
4/143	Jon Topoiski, BU, OF	Houston Astros
5/151	Ken Harvey, NU, IB	Kansas City Royal
7/232	John Scheschuk, TAMU, IB	San Diego Padres
8/252	Shawn Schumacher, TAMU, C-3B	St. Louis Cardinals
8/263	Chris Sampson, TTU, SS	Houston Astros
8/241	Eric Nelson, BU, 2B	Kansas City Royals
9/272	Shane Wright, TTU, P	Pittsburg Pirates
9/278	Casey Bookout, OU, IB	Cincinnati Reds
9/283	Josh Holliday, OSU, C-3B	Toronto Blue Jays
10/299	Jim Caine, KU, P	Minnesota Twins
10/308	Scott Dunn, UT P	Cincinnati Reds
10/314	Lamont Matthews, OSU, OF	Los Angeles Dodgers
14/424	Steven Truitt, TAMU, OF	Milwaukee Brewers
15/450	Valentino Pascucci, OU, P	Montreal Expos
15/456	Mark Outlaw, BU, P	Philadelphia Phillies
17/533	Ryan Jamison, MU, P	Houston Astros
17/520	Billy Gasparino, OSU, SS	Colorado Rockies
18/544	Steven Scarborough, TAMU, OF	Milwaukee Brewers
19/575	Brandon Roberson, TTU, P	Seattle Mariners
20/613	Thom Dreier, OSU, P	Toronto Blue Jays
22/673	Justin Stine, MU, P	Toronto Blue Jays
24/721	Brian Johnson, NU, C	Kansas City Royals
25/773	Chris George, MU, P	Houston Astros
25/770	Ryan Van Horn, OU, C	Chicago Cubs
26/788	Jason Huth, TTU, SS	Cincinnati Reds
26/797	Kyle Denney, OU, P	Cleveland Indians
27/814	Brad Ralston, TTU, P	Milwaukee Brewers
28/852	Brandon Peck, K-STATE, P	St. Louis Cardinals
28/836	Matt Ward, TAMU, P	Florida Marlins
28/843	Nate Hilton, ISU, P	Oakland Athletics
29/886	Bryan Loeb, BU, C	New York Mets
31/949	Jaime Bubela, BU, OF	Boston Red Sox
36/1089	Jeff Bajernau, OU, P	Chicago White Sox
36/1084	Jeremy Krismer, OSU, P	Milwaukee Brewers
44/1328	Michael Bishop, K-STATE, OF-C	Cleveland Indians

2000 (40)

Round/Pick	Player, School, Position	Team
1/14	Beau Hale, UT, P	Baltimore Orioles
1/39	Chad Hawkins, BU, P	Texas Rangers
3/90	Daylan Holt, TAMU, OF	Oakland A's
4/110	Charlie Thames, UT, P	Anaheim Angels
4/128	Matt Smith, OSU, P	New York Yankees
5/138	Miles Durham, TTU, OF	Detroit Tigers
5/155	Quenten Patterson, OSU, P	New York Mets
5/136	Jace Brewer, BU, SS	Tampa Bay Devil Rays
6/186	Kyle Evans, BU, P	Cleveland Indians
6/170	Brandon O'Neal, KU, P	Anaheim Angels



6/187	Tommy Whiteman, OU, SS	Houston Astros
6/176	Jamal Strong, NU, OF	Seattle Mariners
7/215	Jeff Duncan, ISU, OF	New York Mets
7/206	Jaime Bubela, BU, OF	Seattle Mariners
8/241	Nick Wilfong, MU, CF	San Fransisco Giants
8/225	Phil Seibel, UT, P	Montreal Expos
10/301	Adam Shabala, NU, OF	San Francisco Giants
11/324	Darren Heal, OSU, P	Baltimore Orioles
11/322	Tommy Nicholson, UT, 2B	Chicago White Sox
13/387	Ronte' Langs, OSU, OF	Los Angeles Dodgers
14/411	Todd West, UT, SS	Milwaukee Brewers
15/433	Matt Tribble, KU, OF	Chicago Cubs
16/490	Andy Bent, NU, P	Atlanta Braves
16/474	D.J. Jones, UT, P	Baltimore Orioles
16/480	Chris Scarcelli, TAMU, P	Oakland A's
20/584	Justin Cowan, NU, C	Kansas City Royals
20/593	Landon Brandes, MU, 3B	St. Louis Cardinals
20/595	Anthony Hensley, BU, OF	Philadelphia Phillies
24/717	Zach Lekse, OU, 2B	Los Angeles Dodgers
24/726	Chris Houser, UT, 3B	Cleveland Indians
25/733	Scott Fries, NU, P	Chicago Cubs
26/770	J.R. Warner, MU, OF	Anaheim Angels
27/805	Trevor Bullock, NU, P	Philadelphia Phillies
27/794	Marco Cunningham, TTU, OF	Kansas City Royals
31/925	Preston Underdown, BU, 2B	Philadelphia Phillies
33/991	Trey Lunsford, TTU, C	San Francisco Giants
38/1132	Tom Gorzelanny, KU, P	Chicago White Sox
40/1166	John Nelson, KU, SS	Seattle Mariners
43/1288	Mike Laesch, ISU, P	Cincinnati Reds
45/1327	Luke Scott, OSU, OF	Tampa Bay Devil Rays

2001 (36)

Round/Pick	Player, School, Position	Team
2/48	Kelly Shoppach, BU, C	Boston Red Sox
3/105	Adam Stern, NU, OF	Atlanta Braves
5/159	John Cole, NU, OF	Seattle Mariners
5/154	Gerrit Simpson, UT, P	Colorado Rockies
7/206	Ryan Stegall, MU, SS	Houston Astros
7/221	Dan Johnson, NU, IB	Oakland Athletics
8/254	John Nelson, KU, SS	St. Louis Cardinals
9/258	Alan Bomer, ISU, P	Chicago Cubs
9/277	Luke Scott, OSU, OF	Cleveland Indians
9/266	Kerry Hodges, TTU, OF	Houston Astros
10/310	Thom Ott, NU, P	Los Angeles Dodgers
10/290	Rocky Cherry, OU, P	Philadelphia Phillies
11/335	Brian Strelitz, TAMU, P	New York Yankees
12/365	Chris Russ, TAMU, P	New York Yankees
12/376	Albert Montes, UT, P	San Francisco Giants
12/359	Ryan Budde, OSU, C	Anaheim Angels
13/390	Jason Bartlett, OU, SS	San Diego Padres
14/427	Doug Lantz, KU, P	Cleveland Indians
15/446	Trevor Mote, BU, 2B	Houston Astros
15/464	Matt Williams, BU, 3B	St. Louis Cardinals
16/476	Brian Rodaway, NU, P	Houston Astros
17/524	Josh Merrigan, OSU, P	St. Louis Cardinals
19/584	Shane Komine, NU, P	St. Louis Cardinals
21/642	Blake McGinley, TTU, P	New York Mets
22/661	Darren Heal, OSU, P	Toronto Blue Jays
25/740	Josh Scott, BU, P	Philadelphia Phillies
25/754	Mike Huggins, BU, IB	Colorado Rockies
28/843	Steven Ponder, TAMU, P	Boston Red Sox
30/900	Matt Hobbs, MU, P	San Diego Padres
31/939	Jason Rainey, TTU, OF	Seattle Mariners
33/1006	R.D. Spiehs, NU, P	San Francisco Giants
36/1096	Matt Hopper, NU, IB-P	San Francisco Giants
41/1228	Brent De Chiaro, KU, C	Anaheim Angels
44/1328	Jon Williams, MU, C	San Francisco Giants
45/1341	Greg Porter, TAMU, 3B-OF	Anaheim Angels
50/1470	Chris Haggard, OU, P	Milwaukee Brewers

2002 (51)

Round/Pick	Player, School, Position	Team
3/75	Kyle Edens, BU, P	Cincinnati Reds
4/126	Alan Bomer, UT, P	New York Yankees
5/147	Jon Slack, TTU, OF	New York Mets
6/169	Khalid Ballouli, TAMU, P	Milwaukee Brewers
7/204	Jeff Laise, NU, OF	Anaheim Angels
8/231	Jeff Salazar, OSU, OF	Colorado Rockies
8/233	Ryan Warpinski, TAMU, P	Florida Marlins
8/226	Ryan Hubele, UT, C	Baltimore Orioles
8/246	Brad Halsey, UT, P	New York Yankees
9/263	Eric Reed, TAMU, P	Florida Marlins
9/270	Todd Deininger, TAMU, P	Chicago White Sox
9/271	Denver Kitch, OU, IF	Los Angeles Dodgers
9/278	Shane Komine, NU, P	Oakland A's
11/339	Nebasett Brown, OSU, 2B	Diamondbacks
12/346	Brandon Fahey, UT, IF	Baltimore Orioles
12/358	Dustin Majewski, UT, OF	Boston Red Sox
13/376	Mike Huggins, BU, IF	Baltimore Orioles
13/378	Rusty Meyer, TAMU, C	Kansas City Royals
14/426	Ray Clark, UT, P	New York Yankees
14/423	Rocky Cherry, OU, P	Chicago Cubs
15/462	Daylon Monette, OSU, OF	St. Louis Cardinals
16/466	Gera Alvarez, TTU, SS	Baltimore Orioles
17/503	Evan Greusel, OU, P	Florida Marlins
17/500	Rob Watson, OSU, SS	Detroit Tigers
17/496	Neal Stephenson, TAMU, OF	Baltimore Orioles
17/501	Steven Ponder, TAMU, P	Colorado Rockies
18/529	Steven White, BU, P	Milwaukee Brewers
19/556	Mike Patitucci, OSU, P	Baltimore Orioles
20/606	Ben King, Texas, OF-P	New York Yankees
21/623	Waylon Byers, NU, P	Florida Marlins
24/716	Matt Farnum, TAMU, P	Toronto Blue Jays
24/710	Jody Roughton, MU, 3B	Detroit Tigers
28/836	Paul Richmond, BU, C	Toronto Blue Jays
30/912	Zach Cates, OSU, IB	St. Louis Cardinals
30/899	Ryan Wardinsky, TAMU, SS	Philadelphia Phillies
31/931	Ross Hawley, K-STATE, P	Los Angeles Dodgers
31/934	Jeff Davis, KU, P	Cleveland Indians
31/936	Paul Thorp, BU, P	New York Yankees
32/953	Dan Olson, KU, P	Florida Marlins
32/966	Justin Meccage, OSU, P	New York Yankees
35/1036	Nick McCurdy, OSU, P	Baltimore Orioles
36/1088	Jed Morris, NU, C	Oakland A's
38/1128	Justin Taylor, BU, P	Kansas City Royals
41/1218	Drew Endicott, MU, P	Kansas City Royals
41/1237	Daniel Muegge, UT, P	San Francisco Giants
43/1297	Curtis White, OU, P	Oakland A's
47/1393	Pat Maloney, K-STATE OF	Toronto Blue Jays
48/1410	Travis Wong, TAMU, IB	Cincinnati Reds
49/1440	Jared Theodorakos, BU, P	Colorado Rockies
50/1460	Ben Himes, TAMU, OF	Philadelphia Phillies
50/1463	Matt Hobbs, MU, P	Kansas City Royals

2003 (51)

Round/Pick	Player, School, Position	Team
1/17	David Murphy, BU, OF	Boston Red Sox
1/33	Omar Quintanilla, UT, SS	Oakland A's
2/58	Scott Baker, OSU, P	Minnesota Twins
2/53	Logan Kensing, TAMU, P	Florida Marlins
2/44	Brian Finch, TAMU, P	Baltimore Orioles
2/47	Scott Beerer, TAMU, P-UT	Colorado Rockies
3/85	Tim Moss, UT, 2B	Philadelphia Phillies
3/92	Dustin Majewski, UT, OF	Oakland A's
3/77	Aaron Marsden, NU, P	Colorado Rockies
4/109	Shane Hawk, OSU, P	New York Mets
4/124	Steve White, BU, P	New York Yankees
5/147	Trey Webb, BU, SS	Montreal Expos
5/140	Justin James, MU, P	Toronto Blue Jays

5/137 Christian Colonel, TTU, IF
 6/164 Eric Sultemeier, UT, OF
 6/161 Cory Patton, TAMU, OF
 7/196 Matt Farnum, TAMU, P
 7/210 Reggie Willits, OU, OF
 8/244 Josh Smith, UT, P
 10/305 Buddy Blair, OU, P
 10/294 Chris Durbin, BU, OF
 10/290 Jayce Tingler, MU, OF
 10/295 Matt Hopper, NU, IB
 12/355 Kyle Parcus, TAMU, P
 12/367 Casey Spanish, KU, P
 12/34 Jeff Leise, NU, OF
 13/392 Eddie Cornejo, OU, 2B
 16/461 Zane Carlson, BU, P
 17/514 David Purcey, OU, P
 17/496 Ian Kinsler, MU, SS
 18/545 Jose Virgil, OSU, OF
 19/574 Jeff Karstens, TTU, P
 19/576 Danny Muegge, UT, P
 21/635 Jason Burch, NU, P
 22/644 Zach Dixon, TAMU, P
 22/664 John Urick, OSU, IB
 23/689 Mark Saccomanno, BU, IB
 24/699 Drew Anderson, NU, OF
 24/716 Kenny Falconer, KU, P
 25/729 Jared Theodorakos, BU, P
 26/779 Robert Ramsey, TAMU, P
 27/802 Dwayne Pollock, TAMU, P
 29/875 Brantley Jordan, UT, P
 31/923 Spencer Wyman, OU, C
 32/965 Derek Roper, MU, P
 33/984 Scooter Jordan, TTU, OF
 35/1045 Jason Pritchard, BU, P
 38/1138 Travis Metcalf, KU, 3B
 43/1276 Joe Weaver, OSU, P
 44/1302 Curtis White, OU, OF
 47/1381 Justin Simmons, UT, P

2004 (48)

Round/Pick	Player, School, Position
1/16	David Purcey, OU, P
1/18	Josh Fields, OSU, 3B
1/31	J.P. Howell, UT, P
1/32	Zach Jackson, TAMU, P
1/40	Huston Street, UT, P
2/57	Curtis Thigpen, UT, C-IB
2/62	Jason Jaramillo, OSU, C
3/87	Danny Hill, MU, P
5/160	Garrett Broshuis, MU, P
6/177	Cory Patton, TAMU, OF
7/217	Jarod McAuliff, OU, P
7/199	Seth Johnston, UT, 2B
7/210	Buck Cody, UT, P
8/231	Mark Roberts, OU, P
8/227	Justin Pekarek, NU, P
10/310	Spencer Grogan, OSU, P
11/325	Josh Haney, TTU, 3B
11/339	Cody Ehlers, MU, IB
11/321	Travis Metcalf, KU, 3B
12/369	Rod Allen, OSU, OF
13/387	Kyle Yates, UT, P
14/424	Ole Sheldon, OU, IB
14/420	Jake Mullinax, NU, 2B
15/438	J.D. Reininger, UT, IF
15/449	Carlos Torres, K-STATE P
15/454	Drew Sutton, BU, SS
18/540	Cameron Blair, TTU, SS
19/556	Josh Brady, TTU, IB-OF
20/606	Trey Taylor, BU, P

Colorado Rockies
 Baltimore Orioles
 San Diego Padres
 Texas Rangers
 Anaheim Angels
 New York Yankees
 St. Louis Cardinals
 Boston Red Sox
 Toronto Blue Jays
 Philadelphia Phillies
 Philadelphia Phillies
 Atlanta Braves
 San Diego Padres
 Oakland A's
 San Diego Padres
 New York Yankees
 Texas Rangers
 St. Louis Cardinals
 New York Yankees
 Arizona Diamondbacks
 St. Louis Cardinals
 Baltimore Orioles
 New York Yankees
 Houston Astros
 Milwaukee Brewers
 Seattle Mariners
 Milwaukee Brewers
 Houston Astros
 Chicago White Sox
 St. Louis Cardinals
 Florida Marlins
 St. Louis Cardinals
 Boston Red Sox
 Philadelphia Phillies
 Minnesota Twins
 Cleveland Indians
 Texas Rangers
 Chicago Cubs

Team
Toronto Blue Jays
Chicago White Sox
Kansas City Royals
Toronto Blue Jays
Oakland Athletics
Toronto Blue Jays
Philadelphia Phillies
Toronto Blue Jays
San Francisco Giants
Toronto Blue Jays
Oakland Athletics
Baltimore Orioles
St. Louis Cardinals
Texas Rangers
Cleveland Indians
San Francisco Giants
Kansas City Royals
New York Yankees
Texas Rangers
New York Yankees
Toronto Blue Jays
Houston Astros
St. Louis Cardinals
Cincinnati Reds
Chicago White Sox
Houston Astros
St. Louis Cardinals
Atlanta Braves
Chicago Cubs

20/598 Mark Alexander, MU, P
 21/628 Justin Simmons, UT, P
 21/630 Mike Sillman, NU, P
 23/695 Matt Goodson, UT, P
 24/706 Jose Delgado, TTU, 2B
 24/727 Dallas Braden, TTU, P
 25/748 Justin Ruggiano, TAMU, OF
 26/766 Dustin Timm, NU, P
 26/776 Erik Schindewolf, TAMU, 2B
 26/784 Jared Brite, K-STATE, P
 27/805 Zane Carlson, BU, P
 27/814 Casey Brown, OU, P
 28/830 Steven Thomas, TTU, P
 29/855 Daniel McCutchen, OU, P
 29/854 Mike Swindell, OU, P
 32/951 Michael Mask, TTU, OF
 35/1037 Ryan Knippschild, KU, P
 44/1304 Phil Shirek, NU, P
 44/1317 Quinton Robertson, NU, P

2005 (46)

Round/Pick	Player, School, Position
1/2	Alex Gordon, NU, 3B
1/21	Cliff Pennington, TAMU, SS
1/43	Mark McCormick, BU, P
2/63	J. Brent Cox, UT, P
3/99	Taylor Teagarden, UT, C
3/84	Brian Duensing, NU, P
3/91	James Boone, MU, OF
4/120	Kevin Whelan, TAMU, P
4/122	Sam LeCure, UT, P
5/158	Seth Johnston, UT, SS
5/169	Zach Kroenke, NU, P
6/181	Cameron Blair, TTU, SS
6/190	Kyle Reynolds, BU, SS
6/197	Tyler Bullock, BU, P
7/229	Garrett Patterson, OU, P
7/206	Robert Ray, TAMU, P
7/220	Trey Taylor, BU, P
9/267	Andrew Johnston, MU, P
9/261	Josh Ford, BU, C
10/310	Joe Simokaitis, NU, SS
12/366	Kyle Marlatt, TAMU, P
12/356	Billy Carnline, TTU, P
12/380	Daniel McCutchen, OU, P
12/367	Mike Zagurski, KU, P
13/399	Doug Mathis, MU,
14/429	Steve Murphy, K-STATE, OF
14/411	Rusty Ryal, OSU, 3B
14/422	Michael Griffin, BU, 2B
15/470	Adam Daniels, OSU, P
15/456	Paul Witt, BU, SS
16/492	Buck Cody, UT, P
18/533	Curtis Ledbetter, NU, IB
19/585	Sean Richardson, KU, C
19/572	Eric Eymann, K-STATE, SS
21/624	Coby Marroulis, TAMU, P
23/684	Brett Jensen, NU, P
23/710	A.J. Van Slyke, KU, OF
24/734	Sean Walker, BU, P
26/784	Thomas Cowley, OSU, P
28/847	Clayton Stewart, UT, P
31/932	Abe Woody, BU, P
32/964	Brent Thomas, TTU, OF
40/1203	DeWayne Carver, OSU, P
47/1406	Gus Milner, KU, OF
48/1442	Cody Fuller, TTU, OF
50/1491	Tyler Gooch, OU, P

Los Angeles Dodgers
 Los Angeles Dodgers
 St. Louis Cardinals
 Boston Red Sox
 St. Louis Cardinals
 Oakland Athletics
 Los Angeles Dodgers
 Atlanta Braves
 Arizona Diamondbacks
 Houston Astros
 Kansas City Royals
 Houston Astros
 Colorado Rockies
 Tampa Bay Devil Rays
 New York Mets
 Texas Rangers
 Cleveland Indians
 Cleveland Indians
 St. Louis Cardinals

Team
Kansas City Royals
Oakland Athletics
St. Louis Cardinals
New York Yankees
Texas Rangers
Minnesota Twins
Pittsburgh Pirates
Detroit Tigers
Cincinnati Reds
San Diego Padres
New York Yankees
Pittsburgh Phillies
Chicago Cubs
Atlanta Braves
New York Yankees
Toronto Blue Jays
Chicago Cubs
Colorado Rockies
Arizona Diamondbacks
Chicago Cubs
Florida Marlins
Toronto Blue Jays
St. Louis Cardinals
Philadelphia Phillies
Texas Rangers
Texas Rangers
Arizona Diamondbacks
Cincinnati Reds
St. Louis Cardinals
Florida Marlins
San Francisco Giants
Seattle Mariners
Minnesota Twins
Cincinnati Reds
Washington Nationals
Washington Nationals
St. Louis Cardinals
Houston Astros
Cleveland Indians
Philadelphia Phillies
Cincinnati Reds
Cleveland Indians
Cleveland Indians
Cleveland Indians
Los Angeles Angels
Philadelphia Phillies



2006 (58)

Round/Pick	Player, School, Position	Team
1/8	Robert Stubbs, UT, CF	Cincinnati Reds
1/11	Maxwell Scherzer, MU, P	Arizona Diamondbacks
1/29	Kyle McCulloch, UT, P	Chicago White Sox
1/41	Joba Chamberlain, NU, P	New York Yankees
3/80	Shelby Ford, OSU, 2B	Pittsburgh Pirates
4/123	Nathaniel Culp, MU, P	San Diego Padres
4/135	Tyler Reves, TTU, C	Chicago White Sox
5/163	Dustin Richardson, TTU, P	Boston Red Sox
5/151	Cory VanAllen, BU, P	Washington Nationals
6/191	Daniel Creps, TAMU, P	Cleveland Indians
6/176	Ryan Rohlinger, OU, SS	San Francisco Giants
6/182	Brae Wright, OSU, P	Milwaukee Brewers
6/186	Jeffrey Christy, NU, C	Minnesota Twins
7/226	Luke Gorsett, NU, OF	St. Louis Cardinals
7/215	Donald Cxyz, KU, P	Florida Marlins
9/276	Sean Land, KU, P	Minnesota Twins
9/281	Jared Geodert, K-STATE, 2B	Cleveland Indians
10/290	Charles Benoit, OSU, P	Pittsburgh Pirates
11/344	Jeffrey Fortenberry, BU, OF	New York Yankees
13/404	Daniel McCutchen, OU, P	New York Yankees
14/412	Brett Jensen, NU, P	Detroit Tigers
14/427	Kenneth Milner, KU, OF	Philadelphia Phillies
14/414	Carson Kainer, UT, OF	Cincinnati Reds
17/505	Anthony Watson, NU, P	Baltimore Orioles
17/515	David Mense, MU, OF	Florida Marlins
17/507	Brett Reynolds, MU, P	Arizona Diamondbacks
18/532	Deik Scram, OSU, OF	Detroit Tigers
18/534	Ryan Wehrle, NU, SS	Cincinnati Reds
18/541	Adam Carr, OSU, P	Washington Nationals
18/544	Ritchie Price, KU, SS	New York Mets
19/586	Brandon Buckman, NU, IB	St. Louis Cardinals
19/581	Joshua Tomlin, TTU, P	Cleveland Indians
20/590	Matt Clarkson, OSU, C	Pittsburgh Pirates
20/595	Zachary Dillon, BU, C	Baltimore Orioles
20/614	Kevin Russo, BU, 2B	New York Yankees
21/619	Joseph Callender, TTU, 2B	Tampa Bay Devil Rays
21/644	Russell Raley, OU, 2B	New York Yankees
24/722	Travis Wendte, MU, P	Milwaukee Brewers
25/758	Aaron Odom, TTU, P	Oakland Athletics
26/787	William Savage, OU, P	Philadelphia Phillies
26/773	Kody Kaiser, OU, 2B	Los Angeles Dodgers
27/817	John Brownell, OU, P	Philadelphia Phillies
29/872	David Newmann, TAMU, P	Milwaukee Brewers
30/907	William Capps, TTU, OF	Philadelphia Phillies
30/916	Jared Schweitzer, KU, 3B	St. Louis Cardinals
32/969	Adam Hale, TAMU, P	Houston Astros
33/982	Kodiak Quick, KU, P	Detroit Tigers
34/1016	Jared Cranston, NU, P	San Francisco Giants
35/1046	Adam Cowart, K-STATE, P	San Francisco Giants
36/1096	Adrian Alaniz, UT, P	St. Louis Cardinals
37/1102	Ryan LaMotta, BU, P	Detroit Tigers
38/1146	Randy Boone, UT, P	Minnesota Twins
39/1184	Kevin Smith, OU, IB	New York Yankees
39/1172	Charles Caufield, OU, OF	Milwaukee Brewers
40/1216	Tyler Mach, OSU, 3B	St. Louis Cardinals
43/1282	Jordan Chambless, TAMU, P	Los Angeles Dodgers
47/1414	Jonathan Pleafka, TTU, P	Los Angeles Angels
49/1469	Ryan Mottern, OU, P	Cleveland Indians

2007 (60)

Round/Pick	Player, School, Position	Team
1/43	Jackson Williams, OU, C	San Francisco Giants
1/52	Matt Mangini, OSU, 3B	Seattle Mariners
1/59	Corey Brown, OSU, OF	Oakland Athletics
3/108	Brandon Hicks, TAMU, SS	Atlanta Braves
4/125	David Newmann, TAMU, LHP	Tampa Bay Devil Rays
4/139	Blake Stouffer, TAMU, 3B/OF	Cincinnati Reds

4/142	Kyle Russell, UT, OF	St. Louis Cardinals
4/154	Brad Suttle, UT, 3B	New York Yankees
4/143	Tyler Mach, OSU, 3B	Philadelphia Phillies
5/165	Joe Dunigan, OU, OF	Seattle Mariners
5/169	Drew Bowman, NU, LHP	Cincinnati Reds
6/188	Matt Foust, NU, RHP	Pittsburgh Pirates
7/224	Kyle Nicholson, TAMU, RHP	San Francisco Giants
7/217	Ty Wright, OSU, OF	Chicago Cubs
7/235	Randy Boone, UT, RHP	Toronto Blue Jays
8/250	Adrian Alaniz, UT, RHP	Washington Nationals
9/278	Tony Watson, NU, LHP	Pittsburgh Pirates
10/313	Evan Frey, MU, OF	Arizona Diamondbacks
10/317	Heath Taylor, OU, LHP	Cleveland Indians
12/370	Craig Stinson, TAMU, C	Washington Nationals
12/377	Gary Campfield, TAMU, RHP	Cleveland Indians
13/413	Luke Wertz, NU, RHP	Philadelphia Phillies
13/420	Justin Friend, OSU, RHP	Oakland Athletics
14/427	James Russell, UT, LHP	Chicago Cubs
14/439	Joseph Krebs, UT, LHP	Cincinnati Reds
14/450	Matt Smith, TTU, C	Oakland Athletics
16/494	Steve Ediefsen, NU, RHP	San Francisco Giants
16/487	Zach Ashwood, KU, LHP	Chicago Cubs
17/523	Chance Wheelless, UT, IB	Arizona Diamondbacks
17/527	Miles Morgan, TTU, RHP	Cleveland Indians
18/562	Andrew Brown, NU, OF	St. Louis Cardinals
19/580	Jeff Mandel, BU, RHP	Washington Nationals
19/590	Kyle Murphy, KU, OF	Texas Rangers
19/592	Nick Peoples, UT, 2B	St. Louis Cardinals
20/634	Ryan Wehrle, NU, SS	New York Yankees
21/654	Aaron Reza, OU, SS	Boston Red Sox
21/660	Stephen Porlier, OU, RHP	Oakland Athletics
22/674	Oliver Odle, OSU, RHP	San Francisco Giants
23/719	Charlie Shirek, NU, RHP	Chicago White Sox
24/746	Parker Dalton, TAMU, SS	Los Angeles Dodgers
25/758	Keanon Simon, OSU, OF	Pittsburgh Pirates
26/791	Ben Feltner, TAMU, OF	Milwaukee Brewers
27/734	Brock Bond, MU, 2B	San Francisco Giants
27/827	Daniel Edwards, K-STATE, RHP	Cleveland Indians
29/876	Kyle Martin, TTU, SS	Kansas City Royals
31/956	Colt Hynes, TTU, LHP	San Diego Padres
32/984	Matt Gardner, OSU, RHP	Los Angeles Dodgers
33/995	Preston Clark, UT, C	Chicago Cubs
33/1010	Josh Frische, OSU, P	St. Louis Cardinals
34/1027	Kenn Kasperek, UT, RHP	Washington Nationals
35/1065	Thad Weber, NU, RHP	Cincinnati Reds
36/1085	Martin Beno, OSU, RHP	Washington Nationals
38/1152	Robbie Weinhardt, OSU, RHP	Houston Astros
39/1172	Eli Rumler, K-STATE, SS	Arizona Diamondbacks
40/1196	Aaron Odom, TTU, LHP	Baltimore Orioles
45/1332	Clay Van Hook, UT, 2B	Seattle Mariners
46/1358	Brock Simpson, KU, OF	Cleveland Indians
49/1415	Erik Morrison, KU, SS	Pittsburgh Pirates
50/522	Jordan Chambless, TAMU, RHP	Cincinnati Reds

2008 (56)

Round/Pick	Player, School, Position	Team
1/9	Aaron Crow, MU, RHP	Washington Nationals
3/79	Jordy Mercer, OSU, SS	Pittsburgh Pirates
3/82	Roger Kieschnick, TTU, OF	San Francisco Giants
3/84	Zach Stewart, TTU, RHP	Cincinnati Reds
3/93	Kyle Russell, UT, OF	Los Angeles Dodgers
3/98	Aaron Pribanic, NU, RHP	Seattle Mariners
6/176	Rick Zagone, MU, LHP	Baltimore Orioles
6/188	Jose Duran, TAMU, SS	Milwaukee Brewers
7/210	Jordan Danks, UT, OF	Chicago White Sox
7/221	Luis Flores, OSU, C	Chicago Cubs
7/222	Nate Tenbrink, K-STATE, 3B	Seattle Mariners
8/254	James Leverton, TTU, LHP	Chicago Cubs
8/255	Beamer Weems, BU, SS	San Diego Padres
9/264	Matt Hague, OSU, 3B	Pittsburgh Pirates

9/268 Dan Jennings, NU, LHP
 9/285 Kyle Thebeau, TAMU, RHP
 10/311 Alex Wilson, TAMU, RHP
 10/313 Robbie Weinhardt, OSU, RHP
 10/321 Donnie Webb, OSU, OF
 11/332 Jacob Priday, MU, OF
 11/347 Kyle Walker, UT, LHP
 12/371 Jake Opitz, NU, 2B
 12/372 Kenn Kasperek, UT, RHP
 13/391 Blake Stouffer, TAMU, 2B
 15/448 Johnny Dorn, NU, RHP
 16/493 Thad Weber, NU, RHP
 16/500 Luke Anders, TAMU, IB
 17/569 Mace Thurman, BU, LHP
 19/590 Mitch Abeita, NU, C
 20/613 Ryan Lollis, MU, OF
 22/659 Byron Wiley, K-STATE, OF
 22/663 Trevor Hurley, K-STATE, RHP
 22/670 Dane Carter, TAMU, 3B
 23/697 Brian Ruggiano, TAMU, 2B
 23/703 Mike Gosse, OU, 2B
 25/761 Rebel Ridling, OSU, IB
 25/766 Daniel Edwards, K-STATE, RHP
 27/810 Doug Thennis, TTU, OF
 27/827 Tim Matthews, BU, RHP
 29/874 Justin Murray, K-STATE, RHP
 30/901 Casey Whitmer, UT, RHP
 32/964 Ben Hornbeck, K-STATE, LHP
 32/965 Sam Freeman, KU, LHP
 32/971 Kurt Calvert, MU, OF
 33/987 Ryne Price, KU, OF
 33/1004 Neil Medchill, OSU, OF
 35/1062 Nick Czyz, KU, LHP
 37/1109 Randall Linebaugh, BU, RHP
 37/1112 Kirkland Rivers, TAMU, LHP
 37/1123 Nick Cassavechia, BU, RHP
 38/1152 Andres Esquibel, KU, RHP
 38/1155 Zach Herr, NU, LHP
 42/1266 Riley Boening, UT, LHP
 46/1377 Lee Fischer, MU, SS
 46/1380 Erik Morrison, KU, SS
 48/1425 Owen Brolsma, TTU, RHP

Florida Marlins
 San Diego Padres
 Chicago Cubs
 Detroit Tigers
 Cleveland Indians
 Houston Astros
 Colorado Rockies
 Chicago Cubs
 Seattle Mariners
 Washington Nationals
 Florida Marlins
 Detroit Tigers
 New York Yankees
 Cincinnati Reds
 New York Yankees
 Detroit Tigers
 Cincinnati Reds
 Texas Rangers
 Atlanta Braves
 Los Angeles Dodgers
 Detroit Tigers
 Chicago Cubs
 Philadelphia Phillies
 Chicago White Sox
 Colorado Rockies
 Oakland Athletics
 Washington Nationals
 Oakland Athletics
 St. Louis Cardinals
 Chicago Cubs
 San Francisco Giants
 New York Mets
 Seattle Mariners
 Cincinnati Reds
 Houston Astros
 Detroit Tigers
 Seattle Mariners
 San Diego Padres
 Minnesota Twins
 Chicago White Sox
 Texas Rangers
 Pittsburgh Pirates

12/352 Nathan Karns, TTU, RHP
 12/373 Kyle Colligan, TAMU, OF
 15/456 David Narodowski, KU, INF
 15/471 Mike Nesseseth, NU, RHP
 17/527 Michael Dabbs, OSU, OF
 19/591 Adam Hornung, BU, OF
 20/615 Thomas Keeling, OSU, LHP
 21/638 A.J. Ramos, TTU, RHP
 22/657 Drew Biery, K-STATE, INF
 23/689 Chris Richburg, TTU, IB
 24/733 Jeff Tezak, NU, INF
 25/765 Shaeffer Hall, KU, LHP
 26/785 Antwonie Hubbard, OU, RHP
 26/793 Matt Harughty, OU, INF
 27/807 Kyle Mach, MU, INF
 30/913 Rob Vaughn, K-STATE, C
 31/935 Rayner Campbell, BU, INF
 32/957 Luke Anders, TAMU, IB
 32/972 Aaron Senne, MU, OF
 34/1023 Dylan Brown, OSU, OF
 341031 Scott Migl, TAMU, RHP
 35/1053 Paul Smyth, KU, RHP
 35/1070 Kevin David, OSU, C
 36/1094 Lance Hoge, K-STATE, LHP
 37/1107 Ryan Lollis, MU, OF
 37/1127 Brodie Greene, TAMU, INF
 38/1155 Adam Bailey, NU, OF
 40/1205 Greg Folgia, MU, INF
 48/1458 Brian Heere, KU, OF

Washington Nationals
 Chicago White Sox
 Arizona Diamondbacks
 Los Angeles Angels
 Philadelphia Phillies
 Los Angeles Angels
 New York Yankees
 Florida Marlins
 San Francisco Giants
 Cincinnati Reds
 Chicago White Sox
 New York Yankees
 Cleveland Indians
 Chicago White Sox
 San Francisco Giants
 Chicago White Sox
 Cleveland Indians
 San Francisco Giants
 Minnesota Twins
 Oakland Athletics
 Houston Astros
 Oakland Athletics
 Chicago Cubs
 New York Mets
 San Francisco Giants
 Philadelphia Phillies
 New York Yankees
 Cleveland Indians
 Boston Red Sox

2009 (53)

Round/Pick	Player, School, Position
1/22	Kyle Gibson, MU, RHP
1/36	Aaron Miller, BU, LHP
1/42	Garrett Richards, OU, RHP
2/58	Andrew Oliver, OSU, LHP
2/77	Alex Wilson, TAMU, RHP
4/112	A.J. Morris, K-STATE, RHP
4/124	Andrew Doyle, OU, RHP
5/143	Tyler Blandford, OSU, RHP
5/147	Brandon Belt, UT, IB
5/150	Austin Wood, UT, LHP
5/157	J.T. Wise, OU, C
6/173	Shaver Hansen, BU, INF
6/188	Dustin Dickerson, BU, IB
6/200	Brooks Raley, TAMU, LHP
7/210	Jamie Johnson, OU, OF
8/240	Craig Fritsch, BU, RHP
9/263	Trevor Coleman, MU, C
9/266	Robert Anderson, OU, RHP
9/277	Bryant Hernandez, OU, INF
9/288	Kendal Volz, BU, RHP
10/315	Tyler Lyons, OSU, LHP
11/322	Justin Bloxom, K-STATE, OF
11/325	Aaron Baker, OU, IB
11/345	Neil Medchill, OSU, OF

Team
Minnesota Twins
Los Angeles Dodgers
Los Angeles Angels
Detroit Tigers
Boston Red Sox
Washington Nationals
Texas Rangers
Seattle Mariners
San Francisco Giants
Detroit Tigers
Los Angeles Dodgers
Seattle Mariners
Florida Marlins
Chicago Cubs
Detroit Tigers
Detroit Tigers
Seattle Mariners
Arizona Diamondbacks
Los Angeles Dodgers
Boston Red Sox
New York Yankees
Washington Nationals
Pittsburgh Pirates
New York Yankees

2010 (53)

Round/Pick	Player, School, Position
1/6	Barret Loux, TAMU, RHP
1/48	Chance Ruffin, UT, RHP
2/57	Brandon Workman, UT, RHP
2/76	Chad Bettis, TTU, RHP
3/105	Carter Jurica, K-STATE, SS
3/108	Cameron Rupp, UT, C
4/123	Bobby Doran, TTU, RHP
4/127	Brodie Greene, TAMU, OF
4/133	Cole Green, UT, RHP
6/185	Tony Thompson, KU, 3B
6/196	Brett Nicholas, MU, C
7/206	Kevin Keyes, UT, OF
8/239	Michael Mariot, NU, RHP
9/289	Tyler Lyons, OSU, LHP
10/317	Aaron Senne, MU, IB
13/401	Robby Price, KU, 2B
14/436	Nick Tepesch, MU, RHP
14/437	Danny Black, OU, 2B
14/438	Raynor Campbell, BU, INF
16/485	Ryan Hughes, NU, LHP
16/501	Craig Fritsch, BU, RHP
17/527	Zach Neal, OU, RHP
17/531	Michael Nesseseth, NU, RHP
18/549	Thomas Keeling, OSU, LHP
18/550	Brooks Pinckard, BU, RHP
18/556	Garrett Buechele, OU, 3B
19/569	Kevin David, OSU, C
20/618	Brett Bochy, KU, RHP
21/626	Connor Rowe, UT, OF
21/629	Michael Liberto, MU, SS
22/656	Cameron Selik, KU, RHP
22/661	Jeremy Erben, OU, RHP
22/665	Michael Strong, OSU, LHP
22/693	Adam Bailey, NU, OF
24/716	Russell Moldenhauer, UT, DH
24/733	Tyler Clark, MU, RHP
24/737	Greg Gline, BU, C
24/743	Sean Yost, NU, RHP

Team
Arizona Diamondbacks
Detroit Tigers
Boston Red Sox
Colorado Rockies
San Francisco Giants
Philadelphia Phillies
Houston Astros
Cincinnati Reds
Detroit Tigers
Oakland Athletics
Texas Rangers
Washington Nationals
Kansas City Royals
St. Louis Cardinals
Florida Marlins
Tampa Bay Rays
Texas Rangers
Florida Marlins
San Francisco Giants
Oakland Athletics
Philadelphia Phillies
Florida Marlins
Philadelphia Phillies
Milwaukee Brewers
Chicago Cubs
Texas Rangers
Kansas City Royals
San Francisco Giants
Washington Nationals
Kansas City Royals
Washington Nationals
Arizona Diamondbacks
Oakland Athletics
Houston Astros
Washington Nationals
Detroit Tigers
Florida Marlins
Boston Red Sox



26/786 Jay Johnson, TTU, LHP
 27/822 Nick Fleece, TAMU, RHP
 27/824 Willie Kempf, BU, RHP
 27/843 Jason Chowning, OU, RHP
 29/877 Adam Muenster, K-STATE, 3B
 30/922 Shawn Tolleson, BU, RHP
 31/926 Jeremy Mayo, TTU, C
 31/933 Travis Blankenship, KU, LHP
 34/1028 Dusty Harvard, OSU, OF
 41/1230 Brian Heere, KU, OF
 42/1268 Brett Bruening, TTU, RHP
 43/1291 Tom Belza, OSU, 2B
 43/1315 Kyle Hunter, K-STATE, LHP
 47/1417 Tant Shepherd, UT, IB
 50/1505 T.J. Walz, KU, RHP

2011 (56)

Round/Pick	Player, School, Position
1/12	Taylor Jungmann, UT, RHP
2/88	Sam Stafford, UT, LHP
3/101	Logan Verrett, BU, RHP
3/108	John Stilson, TAMU, RHP
4/124	Evan Marshall, K-STATE, RHP
4/137	Jason King, K-STATE, INF
4/151	Cody Asche, NU, 3B
5/167	Brandon Loy, UT, SS
5/177	Chris Marlowe, OSU, RHP
7/230	Nick Martini, K-STATE, OF
7/235	James Allen, K-STATE, RHP
9/284	Tyler Ogle, OU, C
9/288	Ross Stripling, TAMU, RHP
9/295	Cole Green, UT, RHP
10/311	Mike Strong, OSU, LHP
10/325	Brooks Pinckard, BU, RHP
11/360	Cameron Seitzer, OU, IB
12/387	Kelby Tomlinson, TTU, SS
13/415	Nick Fleece, TAMU, RHP
13/421	Colton Murray, KU, RHP
14/441	Mark Ginther, OSU, 3B
14/443	Burch Smith, OU, RHP
14/447	Garrett Buechele, OU, 3B
15/460	Zach Johnson, OSU, IB
15/466	T.J. Walz, KU, RHP
17/533	Matt Stites, MU, RHP
21/639	Andrew McKirahan, UT, LHP
24/732	Williams Shepherd, UT, IB
25/779	Adam Smith, TAMU, RHP
25/781	Ryan Duke, OU, RHP
26/792	Casey Hauptman, NU, RHP
26/811	Michael Rocha, OU, RHP
28/850	Jordan John, OU, LHP
30/921	Brandon Parrent, TAMU, LHP
31/933	Kyle Hunter, K-STATE, LHP
31/943	Kenny Jackson, TAMU, 3B
31/957	Phil McCormick, MU, LHP
33/1002	Tyson Seng, OU, RHP
33/1016	Nick Popescu, TTU, 3B
34/1025	Zachary Fowler, TTU, LHP
36/1090	Kevin Gonzalez, TAMU, C
37/1120	Steve Martin, TAMU, RHP
37/1124	Reid Redman, TTU, 3B
37/1140	Tanner Poppe, KU, RHP
38/1150	Brad Propst, OSU, RHP
38/1154	Devin Shines, OSU, OF
39/1174	Chris Ellison, OU, OF
41/1233	Bobby Shore, OU, RHP
41/1261	Kevin Dicharry, UT, RHP
43/1321	Stayton Thomas, UT, RHP
44/1335	Jesse Ware, BU, 2B
45/1380	Kevin Lussion, UT, C

Toronto Blue Jays
 Seattle Mariners
 Atlanta Braves
 Houston Astros
 Cincinnati Reds
 Los Angeles Dodgers
 Washington Nationals
 Houston Astros
 Chicago White Sox
 Cleveland Indians
 Chicago White Sox
 Arizona Diamondbacks
 New York Yankees
 Cincinnati Reds
 Oakland Athletics

Team
Milwaukee Brewers
New York Yankees
New York Mets
Toronto Blue Jays
Arizona Diamondbacks
Detroit Tigers
Philadelphia Phillies
Detroit Tigers
San Francisco Giants
St. Louis Cardinals
Cincinnati Reds
Los Angeles Dodgers
Colorado Rockies
Cincinnati Reds
Milwaukee Brewers
Cincinnati Reds
Tampa Bay Rays
San Francisco Giants
Cincinnati Reds
Philadelphia Phillies
Chicago White Sox
San Diego Padres
San Francisco Giants
Houston Astros
Oakland Athletics
San Diego Padres
Chicago Cubs
New York Mets
New York Yankees
Philadelphia Phillies
New York Mets
Philadelphia Phillies
Houston Astros
Chicago White Sox
Seattle Mariners
Florida Marlins
San Francisco Giants
New York Mets
Atlanta Braves
Baltimore Orioles
Houston Astros
Houston Astros
Los Angeles Dodgers
New York Yankees
Houston Astros
Los Angeles Dodgers
Arizona Diamondbacks
Seattle Mariners
Philadelphia Phillies
Tampa Bay Rays
Los Angeles Angels
Tampa Bay Rays

46/1407 Elliot Blair, OU, OF
 46/1409 Conner Mach, MU, 3B
 47/1420 Zach Hardoin, MU, LHP
 50/1506 Kash Kalkowski, NU, RHP

San Francisco Giants
 New York Yankees
 Houston Astros
 Kansas City Royals

2012 (46)

Round/Pick	Player, School, Position
1/9	Andrew Heaney, OSU, LHP
1/15	Tyler Naquin, TAMU, OF
1/19	Michael Wacha, TAMU, RHP
1/45	Barrett Barnes, TTU, OF
4/138	Steven Okert, OU, LHP
5/169	Max Muncy, BU, IB
5/176	Ross Stripling, TAMU, RHP
5/179	Blake Brown, MU, OF
5/185	Damien Magnifico, OU, RHP
6/214	Jordan John, OU, LHP
7/248	Hoby Milner, UT, LHP
8/278	Josh Ludy, BU, C
9/281	Jamodrick McGruder, TTU, 2B
11/353	Logan Vick, BU, OF
11/357	Jonathan Walsh, UT, OF
13/426	Sam Stafford, UT, LHP
14/439	Shane Broyles, TTU, RHP
15/476	Duke von Schamann, TTU, RHP
16/514	Josh Turley, BU, LHP
20/629	Eric Garcia, MU, SS
20/633	Jacob House, TAMU, IB
20/637	Mikey Reynolds, TAMU, SS
21/640	Bo Altobelli, TTU, C
21/658	Ben Turner, MU, C
23/722	Reid Redman, TTU, 2B
23/724	Drew Harrison, OU, RHP
24/737	Matt Juengel, TAMU, 3B
24/739	Kayvon Bahramzadeh, K-STATE, RHP
24/744	Kevin Dicharry, UT, RHP
24/753	Mark Ginther, OSU, 3B
25/776	Daniel Coulombe, TTU, LHP
27/821	Blake Holovach, MU, LHP
27/824	Tyler Bremer, BU, RHP
27/837	Wade Hinkle, K-STATE, IB
28/864	Hunter Bailey, OSU, SS
28/865	Dan Klein, K-STATE, C
29/887	Blake Barnes, OSU, RHP
29/897	Caleb Bushyhead, OU, SS
30/909	John Neely, TTU, RHP
30/918	Trent Blank, BU, RHP
30/921	Jake Brown, K-STATE, SS
30/933	Chase Stevens, OSU, RHP
31/941	Rusty Shellhorn, TTU, LHP
34/1035	Kyle Ottoson, OSU, LHP
35/1071	Kyle Martin, TAMU, RHP
40/1222	Rafael Pineda, TAMU, RHP

Team
Miami Marlins
Cleveland Indians
St. Louis Cardinals
Pittsburgh Pirates
San Francisco Giants
Oakland Athletics
Los Angeles Dodgers
Atlanta Braves
Milwaukee Brewers
Detroit Tigers
Philadelphia Phillies
Philadelphia Phillies
Seattle Mariners
Cleveland Indians
Los Angeles Angels
Texas Rangers
Colorado Rockies
Los Angeles Dodgers
Detroit Tigers
Atlanta Braves
Arizona Diamondbacks
New York Yankees
Minnesota Twins
San Francisco Giants
Tampa Bay Rays
Detroit Tigers
Miami Marlins
Oakland Athletics
Washington Nationals
Arizona Diamondbacks
Los Angeles Dodgers
Seattle Mariners
Chicago Cubs
Los Angeles Angels
Washington Nationals
Toronto Bluejays
Miami Marlins
Los Angeles Angels
Houston Astros
Colorado Rockies
Chicago White Sox
Arizona Diamondbacks
Seattle Mariners
San Diego Padres
Chicago White Sox
Cincinnati Reds

2013 (38)

Round/Pick	Player, School, Position
1/3	Jonathan Gray, OU, RHP
1/31	Jason Hursh, OSU, RHP
Comp/39	Corey Knebel, UT, RHP
2/63	Dillon Overton, OU, LHP
4/123	Andrew Mitchell, TCU, RHP
5/138	Trey Masek, TTU, RHP
5/146	Jared King, K-STATE, OF
7/206	Matt Oberste, OU, IB
10/291	Ross Kivett, K-STATE, 2B
11/329	Erich Weiss, UT, 3B
12/349	Billy Waltrip, OU, LHP
12/362	Trevor Seidenberger, TCU, LHP
15/453	Andre Wheeler, TTU, LHP
16/467	Dillon Newman, BU, RHP

Team
Colorado Rockies
Atlanta Braves
Detroit Tigers
Oakland A's
Chicago White Sox
Chicago Cubs
New York Mets
New York Mets
Cleveland Indians
Pittsburgh Pirates
Colorado Rockies
Milwaukee Brewers
Chicago White Sox
Houston Astros

16/471	Mark Payton, UT, OF
17/517	Cal Towey, BU, 3B
18/531	Paul Hendrix, TCU, SS
18/532	Max Garner, BU, RHP
21/624	Shane Conlon, K-STATE, IB
21/644	Ethan Carnes, OU, LHP
22/664	Jake Fisher, OU, LHP
23/679	Jerad McCrummen, TTU, RHP
23/690	Randy McCurry, OSU, SS
23/695	Alex DeLeon, KU, C
23/699	Stefan Crichton, TCU, RHP
24/707	Nathan Thornhill, UT, RHP
24/713	Jantzen Witte, TCU, 3B
26/784	Thomas Taylor, KU, RHP
27/810	Jake Miller, BU, SS
28/834	Kevin Kuntz, KU, SS
28/844	Crayton Bare, BU, LHP
29/882	Ryan Tuntland, WVU, 3B
31/932	Tanner Poppe, KU, RHP
33/991	Harrison Musgrave, WVU, LHP
33/995	Nicholas Frey, TCU, RHP
34/1018	Sean Carley, WVU, RHP
36/1074	Ryan McBroom, WVU, IB
39/1161	Frank Duncan, KU, RHP

2014 (42)

Round/Pick	Player, School, Position
1/17	Brandon Finnegan, TCU, LHP
5/156	Wes Benjamin, KU, LHP
6/167	Chris Sadberry, TTU, LHP
6/170	John Curtiss, UT, RHP
6/187	Mac James, OU, C
9/190	Ross Kivett, K-STATE, OF
7/206	Mitch Meyer, K-STATE, OF
7/212	Mark Payton, UT, OF
8/226	Bobby Boyd, WVU, OF
8/233	Harrison Musgrave, WVU, LHP
8/249	Hunter Redman, TTU, C
9/269	Jordan Kipper, TCU, RHP
10/287	Dillon Peters, UT, LHP
11/318	Zach Fish, OSU, OF
11/325	Connor Buchmann, OU, RHP
11/331	John Means, WVU, LHP
13/382	Nathan Thornhill, UT, RHP
13/398	Austin Fisher, K-STATE, SS
13/401	Frank Duncan, KU, RHP
14/420	Kevin Cron, TCU, IB
14/422	Sean Carley, WVU, RHP
15/441	Lukas Schiraldi, UT, RHP
15/444	Ryan McBroom, WVU, OF
19/580	Parker French, UT, RHP
21/623	Josh Michalec, BU, RHP
21/642	Tim Proudfoot, TTU, SS
22/672	Brendan McCurry, OSU, RHP
23/703	Tanner Krietemeier, OSU, IB
24/706	Vince Wheeland, OSU, RHP
24/708	Michael Suiter, KU, OF
25/754	Kyle Bacak, TCU, C
26/791	Jerrick Suiter, TCU, OF
28/839	Jordan Piche, KU, RHP
28/852	Corey Walter, WVU, RHP
30/895	Tucker Tharp, KU, OF
32/946	Robert Kahana, KU, RHP
32/948	Adam Choplick, OU, LHP
33/1000	Jon Perrin, OSU, RHP
33/1005	Dominic Moreno, TTU, RHP
37/1124	Hector Lorenzana, OU, SS
38/1130	Brett Doe, BU, C
38/1148	Cody Jones, TCU, OF

Cleveland Indians
Los Angeles Angels of Anaheim
Cleveland Indians
Miami Marlins
Kansas City Royals
New York Yankees
Los Angeles Dodgers
Colorado Rockies
Arizona Diamondbacks
St. Louis Cardinals
Baltimore Orioles
Houston Astros
Boston Red Sox
Los Angeles Dodgers
Arizona Diamondbacks
Kansas City Royals
Los Angeles Dodgers
San Francisco Giants
Milwaukee Brewers
Philadelphia Phillies
St. Louis Cardinals
San Diego Padres
Kansas City Royals
Cleveland Indians

Team
Kansas City Royals
Texas Rangers
Miami Marlins
Minnesota Twins
Tampa Bay Rays
Detroit Tigers
Milwaukee Brewers
New York Yankees
Houston Astros
Colorado Rockies
Los Angeles Dodgers
Los Angeles Angels
Miami Marlins
Chicago White Sox
New York Mets
Baltimore Orioles
Philadelphia Phillies
Cleveland Indians
Pittsburgh Pirates
Arizona Diamondbacks
New York Yankees
Seattle Mariners
Toronto Bluejays
Detroit Tigers
Colorado Rockies
Oakland A's
Oakland A's
Atlanta Braves
Houston Astros
Chicago White Sox
Washington Nationals
Pittsburgh Pirates
Los Angeles Angels
Oakland A's
New York Mets
Houston Astros
Chicago White Sox
Detroit Tigers
St. Louis Cardinals
Boston Red Sox
Minnesota Twins
Cleveland Indians

2015 (43)

Round/Pick	Player, School, Position
2/43	Alex Young, TCU, LHP
2/65	Tyler Alexander, TCU, LHP
3/79	Riley Ferrell, TCU, RHP
4/109	Anthony Hermelyn, OU, C
5/137	Parker French, UT, RHP
6/180	Matt Withrow, TTU, RHP
6/189	Cody Jones, TCU, OF
6/191	Jacob Evans, OU, LHP
7/199	Michael Freeman, OSU, LHP
7/209	Corey Taylor, TTU, RHP
8/233	Preston Morrison, TCU, RHP
8/241	Nate Griep, K-STATE, RHP
8/250	Dominic Moreno, TTU, RHP
8/254	Koda Glover, OSU, RHP
9/280	Trey Teakell, TCU, RHP
11/336	C.J. Hinojosa, UT, SS
11/339	Ben Johnson, UT, OF
13/401	Craig Aikin, OU, OF
14/408	Adam Choplick, OU, LHP
15/460	Keaton Jones, TCU, SS
15/463	Chris Shaw, OU, C
19/564	Robert Tasin, OU, RHP
20/599	Thomas McIlraith, OU, RHP
23/691	Donnie Walton, OSU, SS
23/705	Tim Arakawa, OSU, 2B
24/734	Blake Smith, WVU, RHP
26/766	Kirby Bellow, UT, LHP
26/769	Ralph Garza, Jr., OU, RHP
27/806	Taylor Munden, WVU, SS
27/811	Jon Perrin, OSU, RHP
27/816	Bryan Case, OSU, C
28/851	Mitchell Traver, TCU, RHP
29/859	Brooks Marlow, UT, 2B
31/930	Matt Custred, TTU, RHP
31/942	Corey Copping, OU, RHP
33/979	Kolbey Carpenter, OU, 2B
34/1028	Shane Conlon, K-STATE, IB
35/1058	Tim Proudfoot, TTU, SS
35/1062	Gage Green, OSU, C
36/1066	Cameron Smith, TTU, LHP
37/1096	Max Brown, K-STATE, CF
37/1107	Blake Rogers, OU, RHP
38/1147	Conor Costello, OSU, RHP

Team
Arizona Diamondbacks
Detroit Tigers
Houston Astros
Houston Astros
Colorado Rockies
Atlanta Braves
Kansas City Royals
St. Louis Cardinals
Houston Astros
New York Mets
Chicago Cubs
Milwaukee Brewers
Detroit Tigers
Washington Nationals
Detroit Tigers
San Francisco Giants
Kansas City Royals
St. Louis Cardinals
Texas Rangers
Detroit Tigers
Baltimore Orioles
Philadelphia Phillies
New York Mets
Milwaukee Brewers
Los Angeles Angels of Anaheim
Washington Nationals
Arizona Diamondbacks
Houston Astros
Miami Marlins
Milwaukee Brewers
San Francisco Giants
St. Louis Cardinals
Houston Astros
Atlanta Braves
Los Angeles Dodgers
Houston Astros
Oakland A's
Oakland A's
Los Angeles Dodgers
Arizona Diamondbacks
Arizona Diamondbacks
San Diego Padres
Pittsburgh Pirates



DRAFT PICKS BY YEAR

1997	37
1998	43
1999	40
2000	40
2001	36
2002	51
2003	51
2004	48
2005	46
2006	58
2007	60
2008	56
2009	53
2010	53
2011	56
2012	46
2013	38
2014	42
2015	43
TOTAL	897



FIRST-ROUND PICKS [36]

1/2	Alex Gordon, NU, 3B, Kansas City Royals, 2005
1/3	Jonathan Gray, OU, RHP, Colorado Rockies, 2013
1/31	Jason Hursh, OSU, RHP, Atlanta Braves, 2013
1/6	Barret Loux, TAMU, RHP, Arizona Diamondbacks, 2010
1/8	Drew Stubbs, UT, CF, Cincinnati Reds, 2006
1/9	Andrew Heaney, OSU, LHP, Miami Marlins, 2012
1/9	Aaron Crow, MU, RHP, Washington Nationals, 2008
1/11	Max Scherzer, MU, P, Arizona Diamondbacks, 2006
1/12	Taylor Jungmann, UT, RHP, Milwaukee Brewers, 2011
1/14	Beau Hale, UT, P, Baltimore Orioles, 2000
1/15	Tyler Naquin, TAMU, OF, Cleveland Indians, 2012
1/16	Kip Wells, BU, P, Chicago White Sox, 1998
1/16	Jason Jennings, BU, P-DH, Colorado Rockies, 1999
1/16	David Purcey, OU, P, Toronto Blue Jays, 2004
1/17	David Murphy, BU, OF, Boston Red Sox, 2003
1/18	Josh Fields, OSU, 3B, Chicago White Sox, 2004
1/19	Michael Wacha, TAMU, RHP, St. Louis Cardinals, 2012
1/21	Jason Tyner, TAMU, OF, New York Mets, 1998
1/21	Cliff Pennington, TAMU, SS, Oakland Athletics, 2005
1/22	Kyle Gibson, MU, RHP, Minnesota Twins, 2009
1/29	Kyle McCulloch, UT, P, Chicago White Sox, 2006
1/30	Chance Cagle, TAMU, P, St. Louis Cardinals, 1999



BIG 12 CONFERENCE

400 East John Carpenter Fwy • Irving, TX • 75062 • (469) 524-1000 • Big12Sports.com • @Big12Conference • #Big12BSB

Bob Burda, Associate Commissioner - Communications • Rob Carolla, Director of Communications • Laura Rasmussen, Director of Social Media
 Joni Lehmann, Associate Director of Communications • Kiron Andersen, Digital Media Coordinator • Annabel Stephan, Digital Correspondent
 Lance Gottardy, Will Hancock Communications Assistant • Melissa Katz, Will Hancock Communications Assistant • Mitch Gerber, Digital Assistant



BAYLOR

1500 South University
 Parks Drive
 Waco, Texas 76706
 254 / 710-2743
 baylorbears.com
 @BaylorBaseball
 Nick Joos,
 Executive Associate
 Athletics Director
 Heath Nielsen,
 Associate Athletics Director
 Julie Bennett,
 Assistant Athletics Director
 David Kaye, Associate Director
 Sean Doerre, Assistant Director
 Zach Peters, Assistant Director
 zach_peters@baylor.edu
 Jonathan Hill,
 Assistant Director
 Kellen Coleman,
 Coordinator of
 Strategic Messaging



KANSAS

1651 Naismith Drive
 Lawrence, Kansas 66045
 785 / 864-3417
 kuathletics.com
 @KUBaseball
 Todd Kober,
 Associate Athletics Director
 Chris Theisen,
 Assistant Athletics Director
 Katy Lonergan, Director
 Brad Gilbert,
 Assistant Director
 D.J. Haurin,
 Assistant Director
 dhaurin@ku.edu
 Brian Karst,
 Assistant Director
 Theresa Kurtz,
 Assistant Director
 Kevin McCarty, Web Designer
 Jackie Berra,
 Director of Creative Services
 Rachel Pincus,
 Strategic Communications



KANSAS STATE

1800 College Avenue
 West Stadium Center, 6th Floor
 Manhattan, Kansas 66502
 785 / 532-6735
 k-statesports.com
 @KStateSports
 Kenny Lannou,
 Assistant Athletics Director
 Tom Gilbert,
 Associate Director
 Randy Peterson,
 Assistant Director
 Ryan Lackey,
 Assistant Director
 Chris Kutz,
 Assistant Director
 ckutz@kstatesports.com



OKLAHOMA

McClendon Center
 180 W. Brooks; Room 2525
 Norman, Oklahoma 73019
 405 / 325-8231
 soonersports.com
 @OU_Baseball
 Mike Houck,
 Assistant Athletics Director
 Mitch Heckart,
 Associate Director
 Tyler Pigg,
 Associate Director
 Karl Anderson,
 Assistant Director
 Chelsey Kraft,
 Assistant Director
 Brendan Flynn,
 Assistant Director
 brendan.flynn@ou.edu
 Debbie Copp,
 Director of Publications



OKLAHOMA STATE

220 Athletics Center
 Stillwater, Oklahoma 74078
 405 / 744-7714
 okstate.com
 @OSUBaseball
 Gavin Lang,
 Assistant Athletics Director
 Stephen Howard,
 Associate Director
 stephen.howard@okstate.edu
 Ryan Cameron,
 Assistant Director
 Wade McWhorter,
 Assistant Director
 wade.mcwhorter@okstate.edu
 Sean Maguire,
 Assistant Director
 Greg Bartlett,
 Director of Digital Media
 Kellie Reeves,
 Director of Social Media
 Jordan Smith,
 Web Designer



TCU

2900 Stadium Drive 2400A
 Fort Worth, Texas 76109
 817 / 257-7969
 gofrogs.com
 @TCU_Baseball
 Mark Cohen,
 Assistant Athletics Director
 Matt Hoover,
 Associate Director
 Robert Sampson,
 Assistant Director
 Brandie Davidson,
 Assistant Director
 b.i.davidson@tcu.edu
 Abby Norman,
 Assistant Director



TEXAS

2139 San Jacinto Blvd.
 NEZ 7th Floor
 Austin, Texas 78712
 512 / 471-6036
 texassports.com
 @TexasBaseball
 Nick Voinis,
 Senior Associate Athletics Director
 John Bianco,
 Associate Athletics Director
 Scott McConnell,
 Assistant Athletics Director
 Brian Davis, Associate Director
 Joe Hernandez, Associate Director
 Thomas Stepp, Associate Director
 Sean Cartell, Assistant Director
 Susie Epp, Assistant Director
 Travis Feldhaus, Assistant Director
 Derek Ochoa, Assistant Director
 Carli Todd, Assistant Director
 Carli.todd@athletics.utexas.edu
 David Wiechmann, Assistant Director



TEXAS TECH

Athletic Communications
 2526 6th Street
 Lubbock, Texas 79409
 806 / 742-2770
 texastech.com
 @TTU_Baseball
 Greg Hotchkiss,
 Associate Athletics Director
 Matt Dunaway,
 Associate Director
 Matt Dowdy,
 Associate Director
 matthew.dowdy@ttu.edu
 Blake Zimmerman,
 Associate Director
 Mark Jezek,
 Assistant Director
 Michael Minshew,
 Assistant Director
 Courtney Davis,
 Assistant Director
 Adam Doyle,
 Assistant Director



WEST VIRGINIA

217 Coliseum
 3450 Monongahela Blvd
 Morgantown, West Virginia 26506
 304 / 293-2821
 wvusports.com
 @WVU_Baseball
 Michael Fragale,
 Associate Athletics Director
 Bryan Messerly,
 Assistant Athletics Director
 Mike Montoro,
 Director of Football
 John Antonik,
 Director of Digital Media
 Russell Luna, Associate Director
 Shannon McNamara, Associate Director
 Ashley Bailey, Assistant Director
 Charlie Healy, Assistant Director
 charles.healy@mail.wvu.edu
 Grant Dovey, Digital Media Manager
 Joe Swan, Director of Publications
 Kristin Coldsnow, Multimedia Specialist