



BIG 12 CONFERENCE

ONE TRUE CHAMPION

2015 BIG 12
BASEBALL



BIG12SPORTS.COM • @BIG12CONFERENCE



2015 PHILLIPS 66
BIG 12 BASEBALL CHAMPIONSHIP
 ONEOK Field • Tulsa

WEDNESDAY, MAY 20

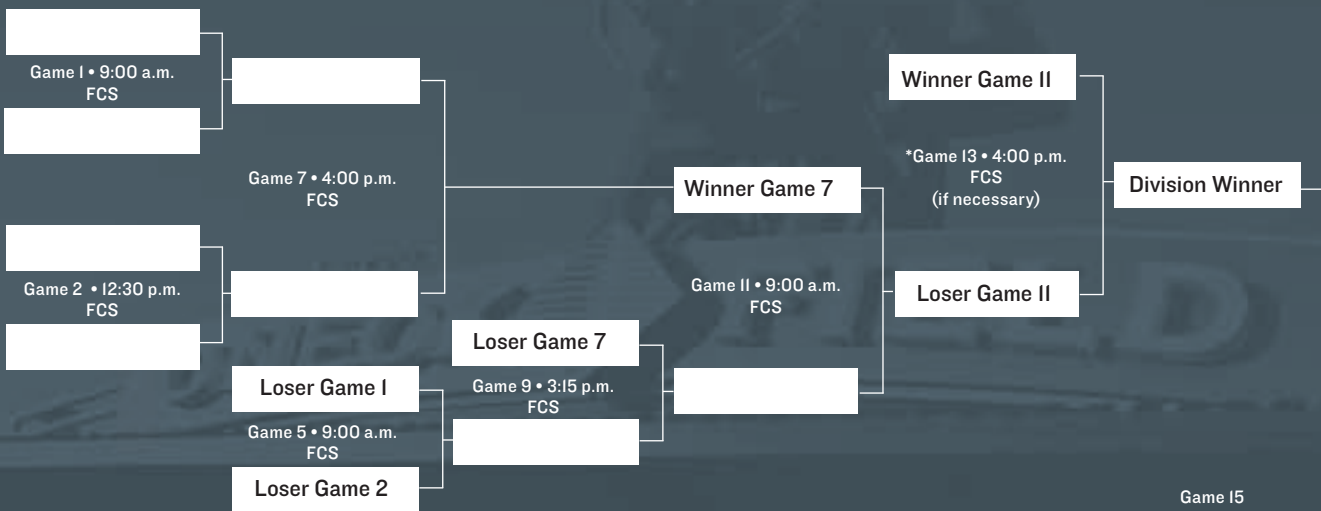
THURSDAY, MAY 21

FRIDAY, MAY 22

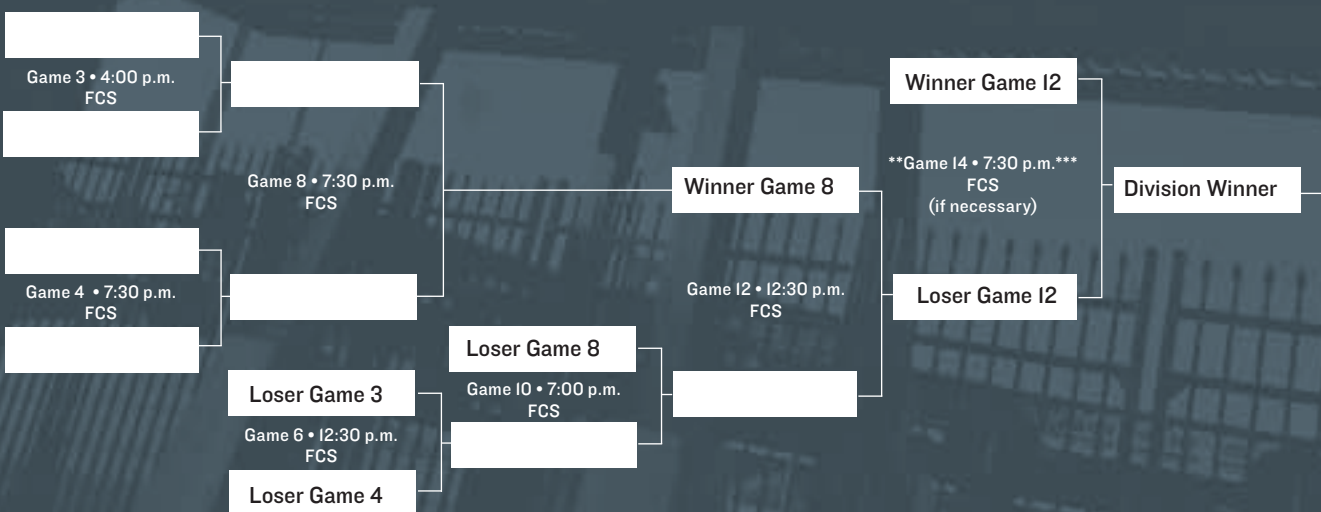
SATURDAY, MAY 23

SUNDAY, MAY 24

DIVISION ONE/TWO



DIVISION ONE/TWO



**BIG 12
 CHAMPION**

All times Central.

Game times to be assigned once seeds and divisions are determined.

Day One matchups will feature: Division One: Seeds 4 vs. 5, 1 vs. 8 • Division Two: Seeds 3 vs. 6, 2 vs. 7

*Game 13 will be necessary if the winner of Game 9 also wins Game 11.

**Game 14 will be necessary if the winner of Game 10 also wins Game 12.

***If Game 13 is unnecessary, Game 14 will be played at 4 p.m. rather than 7:30 p.m.

Note: If both bracket winners are undefeated after Game 12, Games 13 & 14 will not be played and the two undefeated teams will play in the championship game on Sunday at 1 p.m.

BIG 12 CONFERENCE

400 East John Carpenter Freeway
 Irving, Texas 75062
 469/524-1000
 Big12Sports.com / @Big12Conference

Commissioner.....Bob Bowsby
 Deputy CommissionerTim Weiser
 Senior Associate Commissioner Tim Allen
 Senior Associate Commissioner Dru Hancock
 Associate Commissioner - CommunicationsBob Burda
 Associate Commissioner - FootballEdward T. Stewart
 Associate Commissioner -
 Men's Basketball & Game Management John Underwood
 Chief Financial Officer.....Steve Pace
 Assistant Commissioner - Compliance..... Keri Boyce
 Assistant Commissioner - Events & Human ResourcesBrad Clements
 Assistant Commissioner - Governance/Academics.....David Flores
 Assistant Commissioner - ChampionshipsDayna Scherf
 Director of CommunicationsRob Carolla
 Director of Social Media.....Laura Rasmussen
 Associate Director of Communications..... Joni Lehmann
 Associate Director of Business OperationsNeesha Quinn
 Assistant Director of Video Services.....Sean Hollister
 Assistant Director of Championships.....Maria Huggins
 Digital Media CoordinatorKiron Andersen
 Coordinator of Live Events, Technology and Video ServicesBret Ayers
 Executive Assistant to the Commissioner/
 Manager of Executive Affairs.....Melanie Ellis
 Administrative AssistantRegina Everett
 Administrative AssistantTracy Hunt
 Administrative AssistantValerie Rocha
 Receptionist/Administrative Assistant.....Christina Monjarraz
 Will Hancock Communications AssistantZach Gourley
 Will Hancock Communications AssistantMark Jezek
 Digital AssistantJason Angoy
 Compliance AssistantJeff Smith
 Championships Assistant.....Levieta McCullough

TABLE OF CONTENTS

Big 12 Information

2014 Phillips 66 Big 12 Baseball Championship Bracket IFC
 Big 12 Media Services 2-3
 Big 12 Conference Biography 4
 Big 12 Championships..... 5
 Conference Notebook..... 6-7
 Big 12 Championship Information 8
 NCAA Championship/College World Series 9
 Composite Schedule 10-13
 Conference Staff/Quick Facts/Sportsmanship Statement 14

The Teams

Baylor Bears 15-17
 Quick Facts/Schedule..... 15
 Rosters/Coaching Information..... 16
 2014 Statistics & Results 17
 Kansas Jayhawks 18-20
 Kansas State Wildcats..... 21-23
 Oklahoma Sooners..... 24-26
 Oklahoma State Cowboys 27-29
 TCU Horned Frogs 30-32
 Texas Longhorns..... 33-35
 Texas Tech Red Raiders 36-38
 West Virginia Mountaineers..... 39-41

2014 Season Review

Final Standings 42
 Team & Individual Statistics - All Games 42-44
 Team & Individual Highs - All Games 45
 Team & Individual Statistics - Conference Games 46-48
 Team & Individual Highs - Conference Games 48-49
 Big 12 Championship Results 49
 All-Big 12 Awards 49
 NCAA Statistical Rankings..... 50

Record Book & History

Year-by-Year Standings..... 51-54
 Preseason Big 12 Coaches' Polls..... 55
 Annual Statistical Leaders 56-59
 Career Records 60-61
 Game & Season Records..... 61-65
 Postseason Championship History..... 65
 Championship Results..... 66-69
 Championship Records & Superlatives 70-74
 Big 12 Awards & Individual Honors..... 75
 All-Big 12 Team Honors..... 76-81
 All-Big 12 Selections by School 82
 All-Time Conference Standings, Season Superlatives..... 82
 Weekly Awards..... 83-86
 Weekly Award Records..... 86-87
 Academic All-Big 12 Teams..... 88-93
 Coaching Records..... 94
 Big 12 in National Attendance Rankings 95
 National Statistical Leaders/RPI History 96
 National Rankings..... 97-98
 Recruiting Rankings 98
 NCAA Championship Appearances & Records 99-101
 NCAA Championship Results..... 102-105
 Postseason Honors/National Awards..... 106
 All-America Selections 107-109
 Big 12 in the MLB Draft..... 110-116

CREDITS

The 2015 Big 12 Baseball Media Guide is a publication of the Big 12 communications staff using InDesign CS5.5, Photoshop CS5.5 and Microsoft Word.

Editor: Laura Rasmussen

Page Layout & Design: Laura Rasmussen

Editorial Assistance: Rob Carolla, Joni Lehmann, Zach Gourley, Mark Jezek

Photo Credits: Scott Weaver Photography, NCAA and school media relations offices

Cover layout/design: LDWW Group - Dallas, Texas

Printing: Cedar Graphics Inc. - Hiawatha, Iowa

Special Thanks: The Big 12 would like to thank Brandon Burwell, Jim Douglas and the school communications staffs for their valuable assistance and cooperation in producing this publication.



BIG 12 COMMUNICATIONS STAFF

Bob Burda, Associate Commissioner - Communications
Office Direct.....469/524-1007
Email.....bob@big12sports.com

Rob Carolla, Director of Communications
Office Direct.....469/524-1011
Email.....rcarolla@big12sports.com

Laura Rasmussen, Director of Social Media/Baseball Contact
Office Direct.....469/524-1009
Email.....lrasmussen@big12sports.com

Joni Lehmann, Associate Director of Communications
Office Direct.....469/524-1022
Email.....joni@big12sports.com

Zach Gourley, Will Hancock Communications Assistant
Office Direct.....469/524-1039
Email.....zgourley@big12sports.com

Mark Jezek, Will Hancock Communications Assistant
Office Direct..... 469/524-1040
Email..... mjezek@big12sports.com

BIG 12 DIGITAL STAFF

Kiron Andersen, Digital Media Coordinator
Office Direct.....469/524-1033
Email..... kiron@big12sports.com

Jason Angoy, Digital Assistant
Office Direct.....469/524-1038
Email.....jangoy@big12sports.com

Wendell Barnhouse, Big 12 Digital Correspondent
Email..... wendell@ldwwgroup.com

Kristen Keith, Big 12 Digital Correspondent
Email..... kkeith@campusinsiders.com



Bob Burda



Rob Carolla



Joni Lehmann



Laura Rasmussen



Zach Gourley



Mark Jezek

BIG12SPORTS.COM

The Big 12 Conference maintains its website at Big12Sports.com. Complete information on the league and the member schools is available.

The site boasts original content from throughout the Conference along with several video broadcasts and features. In baseball, condensed game highlights of selected contests will be available via the Big 12 Digital Network. Many parts of the Big 12 Digital Network - including video - are also available via an application on various mobile platforms (iPhone, iPad, Android). Comprehensive coverage of the 2015 Phillips 66 Big 12 Baseball Championship in May is also available.

In baseball, scores throughout the league, standings and box scores are updated as games are final. Big 12 conference and team statistics are updated no later than the following morning, with weekly award winners posted each Monday. An archive of conference and team-by-team statistics for every season in league history is included as well.

Media can access Acrobat PDF files of the weekly release, statistics, team-by-team statistics and the conference media guide on the website.

BIG 12 SOCIAL MEDIA

The Big 12 also maintains a presence on Facebook (facebook.com/Big12), Twitter (@Big12Conference), Instagram (@Big12Conference) and YouTube (youtube.com/Big12Conference). Regular updates are posted, including selected game updates and other conference-related information.

The official hashtag for Big 12 Baseball and the 2015 Phillips 66 Big 12 Baseball Championship is #Big12BSB.

BIG 12 WEEKLY RELEASE

The Big 12 will update a media release, including conference notes, results and more throughout the season. Complete league statistics, in addition to team-by-team stats for all nine baseball squads, will be updated via the conference website as well.

PHILLIPS 66 BIG 12 WEEKLY AWARDS

A Big 12 Player, Pitcher and Newcomer of the Week will be chosen each Monday, beginning February 16. Nominations are submitted by the school communications offices and winners are selected by a panel of radio members who cover the league on a regular basis.

BIG 12 WEEKLY SHOWS

The Big 12 boasts two over-the-air weekly magazine-style shows. Each program is a 30-minute promotion of the league, with features on student-athletes, coaches, teams and conference championships. Big 12 Showcase presented by Academy Sports & Outdoors returns for its 19th season on FOX Sports regional affiliates and has been produced by Keith Fletcher each of those years. Erin Hartigan handles hosting duties, with Wendell Barnhouse as a weekly contributor. Big 12 This Week presented by Dr Pepper will be back for its seventh season and is televised on ESPNU. The show is produced by Joe Carmody with Chad McKee as the primary host. Segments of both programs are available via the Big 12 website.

CHAMPIONSHIPS CREDENTIALS

Media credentials for the 2015 Phillips 66 Big 12 Baseball Championship are authorized and issued by the Conference office. An online credential system, provided through an agreement with Sports Systems Services, Inc., is the only method to submit requests. The credential system will be made available during the month of April.

POSTSEASON AWARDS

The Big 12 presents the only official all-conference awards at the end of the regular season. Major award winners are chosen, along with the All-Big 12 teams. Each Big 12 head coach votes on the squads and is not permitted to vote for his own players. The awards will be announced in May prior to the Phillips 66 Big 12 Baseball Championship. Academic All-Big 12 teams are also chosen in baseball and will be announced prior to the postseason.

BIG 12 BASEBALL ON TV

The Big 12 Conference along with the league's television partners, FOX and ESPN, select several league contests to feature as national telecasts on FOX and ESPN platforms. Additional television appearances are available through institutional third-tier rights. For the third year in a row, the Phillips 66 Big 12 Championship will be telecast in its entirety with all contests leading up to Sunday's championship game on FOX College Sports (FCS) and the finale set for a national telecast at Noon CT on FOX Sports I.

BIG 12 BASEBALL ON THE RADIO

School	Station	Frequency
Baylor	KRZI	1660AM
Kansas	KLWN	1320 AM
Kansas State	KMAN	1350 AM
Oklahoma	KREF	1400AM/98.5 FM
Oklahoma State	KSPI	93.7 FM/780 AM
TCU	KTCU	88.7 FM
Texas	KVET	1300 AM
Texas Tech	KTTU	104.3 FM
West Virginia	WZST	100.9 FM

TRADEMARKS & SPONSORSHIP

Big 12, Big 12 Conference and the Big 12 logo are registered trademarks and use of these trademarks without prior approval of the Big 12 is prohibited. All requests for use of the Big 12 logo - except standard and customary media uses - must be made through Collegiate Licensing Company (Ryan Moss, 770-799-3249). For Big 12 marketing and sponsorship opportunities, please contact ESPN Events' Scott Pomeroy (704-973-5083).

BIG 12 ... AS EASY AS 1 - 2

When referring to the Big 12 Conference, please remember the conference name should be written as follows:
 Big 12 Big 12 Conference

The following should NEVER be used when referencing the Big 12:
 Big XII Big Twelve

COMMENTS ON UMPIRING

The Big 12 Conference's Principles and Standards of Sportsmanship reads in part: Coaches, student-athletes and administrators shall not make public comments about officiating. The Commissioner shall review all public comments regarding officiating and shall assess appropriate penalties.

In accordance with this policy any public comment on umpiring is in violation.

STAY CONNECTED

FACEBOOK.COM/BIG 12

@BIG12CONFERENCE

@BIG12CONFERENCE

#BIG12BSB SOCIAL MEDIA ACCOUNTS

	TWITTER	INSTAGRAM
Baylor:	@BaylorBaseball	@baylorbaseball
Kansas:	@KUbaseball	@kubaseball
Kansas State:	@KStateSports @kstate_gameday	@kstatesports
Oklahoma:	@OU_Baseball	@ou_baseball
Oklahoma State:	@OSUBaseball	@osu_baseball
TCU:	@TCU_Baseball	@tcubaseball
Texas:	@Texas_Baseball	@utexasbaseball
Texas Tech:	@TTU_Baseball	@ttu_baseball
West Virginia:	@WVU_Baseball	@wvu_baseball

BIG 12 BASEBALL COMMUNICATIONS CONTACTS QUICK REFERENCE LIST

	CONTACT	OFFICE PHONE	CELL PHONE	EMAIL
Big 12 Conference	Laura Rasmussen	469-524-1009	505/350-4448	lasmussen@big12sports.com
Baylor	Zach Peters	254/710-3784	254/749-0712	zach_peters@baylor.edu
Kansas	D.J. Haurin	785/864-3575	785/312-2836	dhaurin@ku.edu
Kansas State	Chris Kutz	785/532-7976	785/307-5931	ckutz@kstatesports.com
Oklahoma	Brendan Flynn	405/325-6449	405/596-9264	brendan.flynn@ou.edu
Oklahoma State	Wade McWhorter	405/744-7853	405/612-5240	wade.mcwhorter@okstate.edu
TCU	Brandie Davidson	817/257-7479	817/343-2050	b.i.davidson@tcu.edu
Texas	Justin Moore	512/232-9438	512/316-3748	justin.moore@utexas.edu
Texas Tech	Scott Lacefield	806/742-2770	806/691-3786	scott.lacefield@ttu.edu
West Virginia	Grant Dovey	304/293-2821	304/288-1901	grant.dovey@mail.wvu.edu



The Big 12 is in the midst of its 19th year as it continues to promote the strength and success of one of the nation's premier athletic conferences under the direction of third-year commissioner Bob Bowlsby.

TCU and West Virginia joined the league on July 1, 2012 and became the Big 12's first additions since inception, joining Baylor, Iowa State, Kansas, Kansas State, Oklahoma, Oklahoma State, Texas and Texas Tech.

With 10 members, the Big 12 remains as the only major conference in the nation to determine its champions in all sports directly on the field of play with a full round-robin schedule. The Conference's hard work ethic and strong values have translated to enormous success in its first 18 years.

The 2014 fall sport season saw Texas become the 13th league volleyball squad to advance to the national semifinals – its 10th appearance all-time. A total of five Big 12 volleyball teams moved on to the postseason and also finished in the NCAA RPI top 30. Big 12 soccer teams represented in the NCAA postseason field with six selections, marking the highest total for the league since 2008. In cross country competition, three teams place in the top 10 at the NCAA Division I Men's and Women's Cross Country Championships, including a runner-up finish by the Iowa State women. Seventy percent of the league advanced to bowl games with two teams playing in the College Football Playoff News Year's bowls. The Conference has had seven or more bowl teams in 15 of the last 17 years.

The 2014 winter and spring seasons were just as successful as Oklahoma claimed the Big 12's first NCAA Women's Gymnastics Championship and 14 student-athletes claimed individual national titles. Texas women's indoor and outdoor track & field, UT men's swimming & diving, Oklahoma men's tennis and Oklahoma State men's golf finished as NCAA runners-up. Baylor softball was one of the last four teams standing at the Women's College World Series and the Big 12 placed a nation's-best four baseball squads in the NCAA Super Regionals and three in the College World Series.

Since it began competition in 1996-97, the league can boast of 53 NCAA team titles and 552 individual national championships.

The Big 12 lays claim to five Heisman Trophy winners since 1996 and has had a finalist in 12 of its 18 seasons – tied for the most of any league. Twenty-two athletes have earned major individual awards in football in the past six campaigns. Overall, more than 1,900 student-athletes have earned All-America recognition in the past seven years alone.

Through its first 18 years, the Big 12 has claimed a team national championship in 17 of the sports it sponsors. The Conference finished the BCS era ranked tied for second with seven appearances in the National Championship Game. League squads combined to lead the nation in women's basketball attendance 15 consecutive years and the Big 12 is the only conference to surpass the one-million mark in season attendance – doing so six times. In men's basketball, the league has had seven teams earn NCAA bids twice in the past five years and every coach has guided a team to the NCAA Tournament, including a nation's-best six coaches that have led teams to the Final Four. During the last 10 years a total of 32 NCAA trophies have been hoisted by Big 12 institutions, with at least one national crown won in all but one year for the Conference, including 17 consecutive seasons.

The Big 12 and its member institutions are committed to a competitive environment where sportsmanship and fair play take center stage. Whether on the field, in the classroom, or within the community, the student-athletes, administrators, coaches and game officials of the Big 12 support the highest ideals in sportsmanship.

National academic accolades have always been strong in the Big 12. Gabe Ikard (Oklahoma) will be presented the NCAA Today's Top 10 Award in January of 2015. It recognizes former student-athletes for their successes on the fields and courts, in the classroom and in the community. Danielle Robinson (Oklahoma) and Sam Acho (Texas) were previous recipients of

the award when it was named Today's Top VIII Awards. In the last three seasons, four student-athletes were recipients of the NCAA Elite 89 Award with pitcher John Curtiss (Texas) picking up the latest honor in the spring of 2014. The honor showcases individuals who have reached the pinnacle of competition at the national championship level, while also achieving the highest academic standard among their peers.

In its short history, the Big 12 has had 591 Academic All-America recipients, averaging more than 30 each season. Big 12 student-athletes have shown commitment to their studies by earning numerous individual academic recognitions. Eleven times in the past nine years a league athlete has garnered the top academic honor for their respective sport, including Frances Silva (West Virginia) for soccer and Gabe Ikard (Oklahoma) for football in 2013.

The Big 12 can take pride in other stories that combine on and off the field success. In the fall of 2013, former Texas Tech track and field student-athlete Ifeatu Okafor was named the Big 12's first NCAA Woman of the Year. Patience Knight (Texas Tech) was the recipient of the Honda Inspiration Award in 2008, given to an outstanding female college athlete who overcomes adversity to excel in her sport. She was diagnosed with a cancerous tumor in 2007, but rebounded to win All-America honors at the NCAA Indoor Track & Field Championships. Oklahoma State women's basketball was the inaugural recipient of the "Together We R" Team Award in 2012, recognizing programs that have strived to succeed in the face of adversity. Following a devastating tornado south of Oklahoma City just before the Big 12 Baseball Championship in 2013, several league baseball teams along with other student-athletes, coaches and former Conference players contributed help in a variety of ways. Plus, the Conference contributed \$200,000 to the relief efforts. In the fall of 2014, Oklahoma football student-athlete Sterling Shepard and head coach Bob Stoops were honored with the Disney Sports Spirit Award while Kansas football student-athlete JaCorey Shepherd received the Lee Roy Selmon Community Spirit Award.

Competitive excellence, scholarship and sportsmanship are all equal components of the Big 12 philosophy. All-Big 12 teams and Academic All-Big 12 squads are recognized for each sport at the end of their respective seasons. At the end of each academic year, the Conference honors its top male and female student-athletes with the Big 12 Athlete of the Year and Big 12 Sportsperson of the Year awards.

Institutions can also nominate student-athletes for the prestigious Dr. Prentice Gault Postgraduate Scholarships. A total of 341 scholars have received nearly \$2.3 million in postgraduate financial aid through the first 18 years of the program.

The Big 12 sponsors 23 sports. Men's squads include baseball, basketball, cross country, football, golf, indoor track & field, outdoor track & field, swimming & diving, tennis and wrestling. Women's teams are fielded in basketball, cross country, equestrian, golf, gymnastics, indoor track & field, outdoor track & field, rowing, soccer, softball, swimming & diving, tennis and volleyball.

Big 12 institutions create a league that encompasses five states and nearly 38 million people. Nearly 5,000 student-athletes from across the United States and around the World compete annually in the sports sponsored by the Conference.

The Conference conducts postseason championships for 20 of its 23 sports. Each championship helps to determine teams and/or individuals that will represent the Conference in national postseason competition.

In its first 18 years, the Big 12 has distributed more than \$2.04 billion to its member institutions, including a record \$220.1 million in 2013-14. The Conference office is headquartered in Irving, Texas.



IN THE RANKINGS

In 2014, for the first time in league history, four Big 12 teams finished the regular season ranked in the top 10 of all four national polls. Texas earned its highest finish since the 2009 season with a No. 3 spot in three polls, while TCU finished fifth in all four. The Red Raiders ranked as high as eighth, while Oklahoma State checked in at No. 10 on all four lists – the highest final ranking for the Cowboys since 1999.

The Big 12 has had three or more teams in the top 25 of the final rankings every year since 1997. Last season was the sixth time that four or more teams finished in the top 25 on each of the final national lists. In 2014, six of the league's nine squads appeared in the national rankings over the course of the season.

The Big 12 finished with the second-best conference RPI in the nation in 2014. It marked the third time in league history (2007 & 2005) the conference has claimed the No. 2 spot. Six teams (67 percent) finished in the top 50 with four league teams in the top 20 for just the third time. Notable turnarounds from the 2013 RPI:

TCU: 7th from 106th
 Texas Tech: 12th from 102nd
 Texas: 3rd from 74th
 West Virginia: 38th from 81st

HISTORICAL 2014 NCAA POSTSEASON

Kansas, Oklahoma State, TCU, Texas and Texas Tech represented the Big 12 in the NCAA Championship field. The Cowboys and Horned Frogs served as regional hosts. The Big 12 has earned five or more NCAA berths in all but three years since the league's inception in 1997. The Big 12's five selections tied for the third-most by one conference.

The Big 12 advanced 80 percent of its NCAA postseason teams to the Super Regional field and was represented in the CWS with one-third of its baseball-playing institutions. Sixty percent of its NCAA tournament teams advanced to Omaha (3-of-5).

All four Super Regional teams served as hosts with the Big 12 comprising one-fourth of the field of 16. Since the Super Regional format began in 1999, it marked just the second time that one conference has had four teams serve as Super Regional hosts in the same year. The ACC also had four teams in 2013.

It was the first time in league history that the conference has sent four teams to the Super Regional field in the same year. The league had never had more than three teams in the same year with a trio appearing only in 2005 and 1999 – the first year of Super Regional play in the NCAA postseason.

The Big 12 sent three teams to the College World Series field for just the second time in conference history (2005 – Baylor, Nebraska, Texas). It was the 12th time a conference has sent three or more teams to the CWS in the same year. The three teams combined for a 4-6 record at the event. It also marked the fifth time the league has sent multiple members to Omaha (1999, 2002, '05, '11) with a total of 18 CWS appearances all-time.

The Big 12 was one of five conferences with more than two teams appearing in the NCAA Championship field of 64. Of those five conferences, the Big 12 was the only one that advanced more than 30 percent of its qualifiers to Super Regionals and was the only league that had more than two teams representing (Big 12: 4 of 5 – 80%, ACC: 2 of 7 – 29%, Big West: 1 of 4 – 25%, SEC: 2 of 10 – 20%, Pac-12: 1 of 5 – 20%).

Big 12 teams went 23-13 in NCAA postseason play last season. The league went 6-3 in Super Regional action – matching the most wins since the 2005 campaign (6-2). Last year's .765 (13-4) winning percentage in regional contests was the second-best mark all-time for the league, which went 8-2 (.800) in the opening round in 2013.

PRESEASON PICK

TCU has been selected as the preseason favorite to win the league in a vote by the Conference's head coaches. The Frogs were picked to finish second each of the past two seasons and did claim the runner-up spot in the standings a season ago.

TCU is the first team to earn a unanimous vote since 2012. Since 1999, the preseason favorite has gone on to claim the regular season title on five occasions (last in 2010 by Texas). After starting the season 15-12 in 2014, the Frogs finished 33-6, including winning 18 of 19 from April 1-May 10 before claiming the Big 12 postseason title.

2015 Big 12 Coaches Preseason Poll

1.	TCU (8)	64
2.	Texas (1)	55
3.	Oklahoma State	47
4.	Texas Tech	46
5.	Oklahoma	38
6.	West Virginia	22
7.	Baylor	18
	Kansas	18
9.	Kansas State	16

DEFENDING CHAMPS

Oklahoma State, which won 16 consecutive Big Eight crowns before the Big 12's first season in 1997, claimed the 2014 regular season title. It was the first Big 12 regular season title for the Cowboys, who won the conference's postseason championship in 2004. Last season, OSU won seven straight Big 12 series and led the league in conference ERA. The Cowboys also totaled 28 come-from-behind wins. OSU head coach Josh Holliday earned Big 12 Coach of the Year honors. He is 89-37 over two seasons at OSU.

A different league team has won the regular season title in each of the past four years with Texas being the last squad to repeat as champion in back-to-back campaigns (2010 & 2011).

POTENT PITCHING

TCU's 2.22 ERA in 2014 led the nation while Texas' mark of 2.25 ranked fourth. The Big 12 was the only conference with multiple teams in the nation's top 10 for final ERA, with 2014 marking the third time a league squad has finished the season ranked first nationally (2010 – Texas; 2000 – Nebraska).

The Horned Frogs ranked third in the nation in shutouts while Texas ranked fifth. TCU and UT are two of three schools to finish in the top five in ERA and shutouts. The Horned Frog pitching staff combined for a Big 12 record 14 shutouts on the year, surpassing the previous single-season high of 13 set by Texas in 2011.

Four of the league's top pitchers from a season ago will return in 2015, including Big 12 Pitcher of the Year Preston Morrison (TCU). He will return in 2015 for his senior season with a career ERA of 1.41 (third-best all time on the Big 12 charts) and three complete games during two years in the conference. Morrison is the first player to lead the league in ERA for two straight seasons and is also the league's active career leader in ERA, strikeouts, complete games and shutouts.

NOTABLE RETURNERS

In addition to the return of Big 12 Pitcher of the Year Preston Morrison, nine All-Big 12 First Team members from a season ago will be back on the diamond this spring, including four of the five All-Big 12 First Team performers from the infield - Sheldon Neuse (Oklahoma), Donnie Walton (Oklahoma State), Eric Gutierrez (Texas Tech) and Tim Proudfoot (Texas Tech).

Of the Big 12's four Super Regional teams from 2014, Oklahoma State and Texas Tech return over 20 letterwinners, while TCU will welcome back eight returning pitchers and Texas seven returning position players.

The Red Raiders have three players who top several offensive categories on the league's active career statistical leaders entering the season. Tyler Neslony sits as the active career leader in batting average, on-base percentage and slugging percentage. Bryant Burleson tops the league in games played, at-bats, hits, doubles and total bases. Eric Gutierrez is first on the RBI and home runs lists.

CHAMPIONSHIP SITE SHIFT

For the first time since 2004, the Phillips 66 Big 12 Baseball Championship will be played at a new site as Tulsa and ONEOK Field host this season's event, May 20-24.

ONEOK Field is located in the historic Greenwood District of downtown Tulsa. Built over a 16-month period, ONEOK Field is a sentinel addition to the downtown landscape. The ballpark opened in 2010 and is home to the Tulsa Drillers, Double A affiliate of the Los Angeles Dodgers. ONEOK has a capacity of 8,152, but is capable of holding up to 9,000 for special events, and has averaged 8,900 fans over six Bedlam contests between Oklahoma and Oklahoma State from 2010-14. The Championship will return to Oklahoma City, which has hosted the event 16 of 18 years, in 2016.

COACHING MILESTONES WATCH

Several league coaches are closing in on career win milestones this season:

- With eight more victories, KU head coach Ritch Price will reach 400 in his career at Kansas, which began in 2003. He has 1,000 career wins as a head coach and 600 at the Division I level.
- In just their third seasons at each program, OSU's Josh Holliday and Tech's Tim Tadlock are closing in on 100 wins. Holliday needs just 11 victories to reach the century mark, while Tadlock is 29 wins shy.
- Texas' Augie Garrido needs 31 wins to reach 800. He is the only league coach to record 300 Big 12 wins and has 1,920 career victories.

WHAT TO WATCH - CONFERENCE PLAY

The Jayhawks enter 2015 with a nine-game conference winning streak after sweeping their final three Big 12 series to close out 2014.

OSU has won seven straight Big 12 series entering 2015. The Cowboys won each series from a season ago except for their conference-opening series at BU.

TCU also enters the season with a streak of six series wins against league opponents, only losing to OSU and TTU in 2014.

Tech closed out 2014 winning its final nine home Big 12 games.

BIG 12/PAC-12 CHALLENGE

Kansas, K-State, Oklahoma and Oklahoma State will compete in the Big 12/Pac-12 Challenge, February 19-22, with games against Oregon State, Utah, Washington and Washington State at various MLB Spring Training facilities in Arizona (Mesa, Peoria and Surprise).

Additionally, TCU will have a three-game series against Arizona State over the same weekend, while Oklahoma State will take on the Sun Devils in its series opener (Feb. 13-15) and Oklahoma will face ASU on Feb. 18 prior to the Big 12/Pac-12 Challenge.

In total, the Big 12 will take on Pac-12 opponents in 23 games over the first two weekends of the regular season and 32 times total in non-conference action.

TCU will also go on to play UCLA and USC as part of a four-game Los Angeles swing that includes contests vs. the Bruins, Trojans, reigning NCAA champion Vanderbilt and Loyola Marymount, March 6-10.

Other notable non-conference series include:

- Feb. 13-15:** Baylor vs. Cal Poly
Kansas at LSU
West Virginia at Clemson
- Feb. 27-March 1:** Baylor at Cal State Fullerton
Cal Poly at TCU
- March 5-8:** Texas at Stanford
- March 6-8:** Texas Tech at Cal State Fullerton
- March 13-15:** Texas Tech at San Diego State
- March 27-29:** Texas at Nebraska

2015 CONFERENCE COMPOSITE SCHEDULE

March 13-15 Baylor at TCU Oklahoma at Texas	April 24-26 Kansas at West Virginia Kansas State at Baylor Oklahoma State at Texas Tech Texas at TCU
March 20-22 Kansas State at Texas Oklahoma State at TCU Texas Tech at Oklahoma West Virginia at Baylor	May 1-3 Baylor at Kansas Oklahoma State vs. Oklahoma TCU at West Virginia Texas Tech at Texas
March 27-29 Kansas at Texas Tech Kansas State at Oklahoma State Oklahoma at Baylor	May 8-10 Kansas at TCU Oklahoma at Kansas State West Virginia at Oklahoma State
April 3-5 Kansas at Oklahoma TCU at Texas Tech Texas at Oklahoma State West Virginia at Kansas State	May 15-17 Kansas State at Kansas TCU at Oklahoma Texas at Baylor Texas Tech at West Virginia
April 10-12 Baylor at Texas Tech Oklahoma at Kansas TCU at Kansas State West Virginia at Texas	May 21-25 Phillips 66 Big 12 Baseball Championship ONEOK Field Tulsa, Okla.
April 17-19 Baylor at Oklahoma State Oklahoma at West Virginia Texas at Kansas Texas Tech at Kansas State	



CHAMPIONSHIP SCHEDULE

WEDNESDAY, MAY 20

Game 1:	Teams To Be Determined (FCS)	9:00 a.m.
Game 2:	Teams To Be Determined (FCS)	12:30 p.m.
Game 3:	Teams To Be Determined (FCS)	4:00 p.m.
Game 4:	Teams To Be Determined (FCS)	7:30 p.m.

THURSDAY MAY 21

Game 5:	Game 1 Loser vs. Game 2 Loser (FCS)	9:00 a.m.
Game 6:	Game 3 Loser vs. Game 4 Loser (FCS)	12:30 p.m.
Game 7:	Game 1 Winner vs. Game 2 Winner (FCS)	4:00 p.m.
Game 8:	Game 3 Winner vs. Game 4 Winner (FCS)	7:30 p.m.

FRIDAY MAY 22

Game 9:	Game 7 Loser vs. Game 5 Winner (FCS)	3:15 p.m.
Game 10:	Game 8 Loser vs. Game 6 Winner (FCS)	7:30 p.m.

SATURDAY, MAY 23

Game 11:	Game 7 Winner vs. Game 9 Winner (FCS)	9:00 a.m.
Game 12:	Game 8 Winner vs. Game 10 Winner (FCS)	12:30 p.m.
*Game 13:	If Necessary (FCS)	4:00 p.m.
Game 14:	If Necessary* (FCS)	7:00 p.m.

SUNDAY, MAY 24

Game 15:	Championship Game (FOX Sports I)	Noon
----------	----------------------------------	------

All times Central. Game times to be assigned once seeds and divisions are determined.

Day One matchups will feature:

Division One: Seeds 4 vs. 5, 1 vs. 8 • Division Two: Seeds 3 vs. 6, 2 vs. 7

*Game 13 will be necessary if the winner of Game 9 also wins Game 11.

**Game 14 will be necessary if the winner of Game 10 also wins Game 12.

***If Game 13 is unnecessary, Game 14 will be played at 4 p.m. rather than 7:30 p.m.

Note: If both bracket winners are undefeated after Game 12, Games 13 & 14 will not be played and the two undefeated teams will play in the championship game on Sunday.

Wednesday through Saturday games will be televised on FOX College Sports with Sunday's championship game on FOX Sports I.



CHAMPIONSHIP INFORMATION/HISTORY

The 2015 Phillips 66 Big 12 Baseball Championship will be held at ONEOK Field in Tulsa, Okla., May 20-24.

With Tulsa serving as the host city for this year's event, this is just the third time in Conference history the postseason tournament has not been in Oklahoma City.

ONEOK Field is located in the historic Greenwood District of downtown Tulsa. Built over a 16-month period, ONEOK Field is a sentinel addition to the downtown landscape. The ballpark opened in 2010 and is home to the Tulsa Drillers, Double A affiliate of the Los Angeles Dodgers. ONEOK has a capacity of 8,152, but is capable of holding up to 9,000 for special events, and has averaged 8,900 fans over six Bedlam contests between Oklahoma and Oklahoma State from 2010-14. The Championship will return to Oklahoma City, which has hosted the event 16 of 18 years, in 2016.

Three additional venues have sponsored the championship: All-Sports Stadium, Oklahoma City (1997); Chickasaw Bricktown Ballpark (1998-2001, '03, '05-'14) and The Ballpark in Arlington (2002, '04).

Past postseason championship winners include Kansas (2006), Missouri (2012), Nebraska (1999-2001, '05), Oklahoma (1997, 2013), Oklahoma State (2004), TCU (2014), Texas (2002, '03, '08-09), Texas A&M (2007, '10-11) and Texas Tech (1998).

CHAMPIONSHIP FORMAT

The eight teams with the best conference records (based on winning percentage) in regular season competition will qualify for the Phillips 66 Big 12 Championship -- a two-division, double-elimination format.

In the event of a tie or ties in the standings, the following tiebreaking system will be implemented.

- If two teams are tied, head-to-head competition will be used to break a tie.
- If two teams remain tied, the winner of the first game of the Conference series between the two tied teams will be used.
- If two teams remain tied, there will be a comparison of the records of the tied teams against the highest place team(s) in descending order from top to bottom until the tie is broken; or,
- If two teams remain tied, there will be a drawing to determine the seed or qualification for the championship;
- If three or more teams are tied, there will be a comparison of head-to-head records in a 'mini round-robin' of tied teams, followed by steps (a), (b), (c), and (d). Once a team has been eliminated from a multi-team comparison, it is dropped from further comparisons.

The Phillips 66 Big 12 Championship winner earns the Big 12's automatic berth into the NCAA Championship field. If the event is terminated before completion, the highest remaining seed shall be the conference's automatic qualifier. In the event that the Championship cannot be completed in entirety, the highest-seeded team of those remaining will be declared the automatic qualifier, regardless of when the Championship terminated.



**2015 NCAA DIVISION I
BASEBALL CHAMPIONSHIP**

June 13-23/24

TD Ameritrade Park Omaha • Omaha, Neb.



THE VENUE

The 2015 NCAA College World Series will again be played at TD Ameritrade Park Omaha. The 24,000 seat stadium opened in 2011 and is home to the College World Series as well as the Creighton Bluejays baseball team.

THE ROAD TO OMAHA

The 64-team bracket provides for 16 four-team double elimination Regionals; and eight two-team, best-of-three Super Regionals, with the eight winners advancing to Omaha for the NCAA Men's College World Series.

The champions of all 29 NCAA Division I conferences automatically qualify for the championship. The remaining 35 teams will be selected at-large. The Division I Baseball Committee will also consider regular season conference standings and/or conference postseason competition.

2015 SCHEDULE

May 29-June 1:	Regionals (16 sites)
June 5-7:	Super Regionals (8 sites)
June 13-23/24:	College World Series

BIG 12 IN THE NCAA CHAMPIONSHIP

The Big 12 has totaled 18 trips to the Men's College World Series, while current league teams have combined for 71 all-time appearances. The Conference has sent at least three teams to the NCAA postseason since the inception of the Big 12 in 1997.

Three league squads advanced to the field of eight in 2014, marking just the second time in Conference history that more than two squads have advanced to the CWS (3, 2005).

Eight different league squads have qualified for the CWS in the Big 12's 18 seasons, including the Longhorns' 2002 and '05 national title runs. Baylor (2005), Nebraska (2001-02, '05), Oklahoma ('10), Oklahoma State (1999), TCU (2014), Texas (2000, '02-'05, '09, '11, '14), Texas A&M ('99, '11) and Texas Tech (2014) have represented the Conference at the event.

The Big 12 has made 95 total appearances in the NCAA postseason with an overall record of 268-215 (.558). Kansas, Oklahoma State, TCU, Texas and Texas Tech earned berths in 2014.

League teams have combined to make 33 Super Regional trips, producing a mark of 44-41 and have hosted the Super Regional round on 16 occasions, including four Super Regional host sites in 2014. Multiple teams have advanced to the Super Regionals each of the past five years.





DATE	GAME	TIME (CT)
Friday, Feb. 13		
	Texas at Rice	1:00 p.m.
	Kansas State vs. Iowa	2:00 p.m.
	<i>Snowbird Classic; Port Charlotte, Fla.</i>	
	San Francisco at Texas Tech	2:00 p.m.
	West Virginia at Clemson	3:00 p.m.
	Notre Dame at Oklahoma	5:00 p.m.
	Southern Illinois at TCU	6:30 p.m.
	Cal Poly at Baylor	6:30 p.m.
	Kansas at LSU	7:00 p.m.
	Oklahoma State at Arizona State	7:30 p.m.
Saturday, Feb. 14		
	Kansas State vs. Pittsburgh	10:00 a.m.
	<i>Snowbird Classic; Port Charlotte, Fla.</i>	
	Texas at Rice (DH)	Noon
	San Francisco at Texas Tech	Noon
	West Virginia at Clemson	1:00 p.m.
	SIU Edwardsville at Oklahoma	1:00 p.m.
	Kansas at LSU	2:00 p.m.
	Kansas State vs. George Mason	2:00 p.m.
	<i>Snowbird Classic; Port Charlotte, Fla.</i>	
	Southern Illinois at TCU	2:00 p.m.
	Oklahoma State at Arizona State	2:00 p.m.
	Cal Poly at Baylor	3:00 p.m.
	San Francisco at Texas Tech	4:00 p.m.
	Notre Dame at Oklahoma	5:00 p.m.
Sunday, Feb. 15		
	Kansas State vs. Saint Louis	9:00 a.m.
	<i>Snowbird Classic; Port Charlotte, Fla.</i>	
	Cal Poly at Baylor	Noon
	Notre Dame at Oklahoma	Noon
	West Virginia at Clemson	Noon
	San Francisco at Texas Tech	Noon
	Texas at Rice	1:00 p.m.
	Kansas at LSU	1:00 p.m.
	Southern Illinois at TCU	1:00 p.m.
	Oklahoma State at Arizona State	1:30 p.m.
	SIU Edwardsville at Oklahoma	4:00 p.m.
Tuesday, Feb. 17		
	Nevada at Texas Tech	2:00 p.m.
	UT San Antonio at Texas	6:00 p.m.
	Dallas Baptist at Baylor	6:30 p.m.
	UT Arlington at TCU	6:30 p.m.
Wednesday, Feb. 18		
	Oklahoma at Arizona State	7:30 p.m.
Thursday, Feb. 19		
	Oklahoma State vs. Oregon State	1:00 p.m.
	<i>Big 12/Pac-12 Challenge; Surprise, Ariz.</i>	
	Kansas vs. Washington	2:00 p.m.
	<i>Big 12/Pac-12 Challenge; Mesa, Ariz.</i>	
	Oklahoma vs. Washington State	5:30 p.m.
	<i>Big 12/Pac-12 Challenge; Surprise, Ariz.</i>	
	Kansas State vs. Utah	5:30 p.m.
	<i>Big 12/Pac-12 Challenge; Surprise, Ariz.</i>	
Friday, Feb. 20		
	Oklahoma vs. Washington	2:00 p.m.
	<i>Big 12/Pac-12 Challenge; Surprise, Ariz.</i>	
	Northern Illinois at Texas Tech	2:00 p.m.
	<i>Brooks Wallace Memorial Series; Lubbock, Texas</i>	
	Kansas State vs. Oregon State	2:00 p.m.
	<i>Surprise, Ariz.; Big 12/Pac-12 Challenge</i>	
	Oklahoma State vs. Washington State	4:30 p.m.
	<i>Big 12/Pac-12 Challenge; Surprise, Ariz.</i>	
	West Virginia at Georgia Southern	5:00 p.m.
	Kansas vs. Utah	5:30 p.m.
	<i>Big 12/Pac-12 Challenge; Mesa, Ariz.</i>	
	Minnesota at Texas	6:00 p.m.
	Kent State at Baylor	6:30 p.m.
	TCU at Arizona State	7:30 p.m.

DATE	GAME	TIME (CT)
Saturday, Feb. 21		
	Northern Illinois at Texas Tech	Noon
	<i>Brooks Wallace Memorial Series; Lubbock, Texas</i>	
	Oklahoma State vs. Utah	1:00 p.m.
	<i>Big 12/Pac-12 Challenge; Mesa, Ariz.</i>	
	West Virginia at Georgia Southern	1:00 p.m.
	Oklahoma vs. Oregon State	2:00 p.m.
	<i>Big 12/Pac-12 Challenge; Surprise, Ariz.</i>	
	TCU at Arizona State	2:00 p.m.
	Kent State at Baylor	3:00 p.m.
	Minnesota at Texas (DH)	3:00 p.m.
	Northern Illinois at Texas Tech	4:00 p.m.
	<i>Brooks Wallace Memorial Series; Lubbock, Texas</i>	
	Kansas vs. Washington State	5:30 p.m.
	<i>Big 12/Pac-12 Challenge; Surprise, Ariz.</i>	
	Kansas State vs. Washington	5:30 p.m.
	<i>Mesa, Ariz.; Big 12/Pac-12 Challenge</i>	
Sunday, Feb. 22		
	Kansas vs. Oregon State	Noon
	<i>Big 12/Pac-12 Challenge; Surprise, Ariz.</i>	
	Kansas State vs. Washington State	Noon
	<i>Big 12/Pac-12 Challenge; Mesa, Ariz.</i>	
	Oklahoma State vs. Washington	Noon
	<i>Big 12/Pac-12 Challenge; Peoria, Ariz.</i>	
	West Virginia at Georgia Southern	Noon
	Minnesota at Texas	1:00 p.m.
	Oklahoma vs. Utah	1:00 p.m.
	<i>Big 12/Pac-12 Challenge; Goodyear, Ariz.</i>	
	Kent State at Baylor	1:00 p.m.
	Northern Illinois at Texas Tech	1:00 p.m.
	<i>Brooks Wallace Memorial Series; Lubbock, Texas</i>	
	TCU at Arizona State	1:30 p.m.
Tuesday, Feb. 24		
	Texas Tech at Abilene Christian	4:00 p.m.
	UT Pan American at Texas	6:00 p.m.
	Northwestern State at Baylor	6:30 p.m.
	Texas Southern at TCU	6:30 p.m.
	Oklahoma at Dallas Baptist	6:30 p.m.
Wednesday, Feb. 25		
	Northwestern State at Baylor	4:00 p.m.
	Missouri State at Oklahoma State	4:00 p.m.
Thursday, Feb. 26		
	Kansas vs. Chicago State	1:00 p.m.
	<i>Snowbird Classic; Port Charlotte, Fla.</i>	
	Sacramento State at Texas Tech	2:00 p.m.
	BYU at Oklahoma	6:00 p.m.
Friday, Feb. 27		
	Kansas vs. North Dakota State	9:30 a.m.
	<i>Snowbird Classic; Port Charlotte, Fla.</i>	
	West Virginia vs. Kent State	11:00 a.m.
	<i>Caravelle Resort's Baseball at the Beach; Myrtle Beach, S.C.</i>	
	BYU at Oklahoma (DH)	1:00 p.m.
	Sacramento State at Texas Tech	2:00 p.m.
	West Virginia vs. Coastal Carolina	3:00 p.m.
	<i>Caravelle Resort's Baseball at the Beach; Myrtle Beach, S.C.</i>	
	Eastern Illinois at Kansas State	3:00 p.m.
	Western Illinois at Oklahoma State	4:00 p.m.
	Cal Poly at TCU	6:30 p.m.
	San Diego at Texas	7:30 p.m.
	Baylor at Cal State Fullerton	9:00 p.m.



DATE	GAME	TIME (CT)
Saturday, February 28		
	Kansas vs. Northeastern <i>Snowbird Classic; Port Charlotte, Fla.</i>	9:30 a.m.
	BYU at Oklahoma	1:00 p.m.
	Western Illinois at Oklahoma State	1:00 p.m.
	Sacramento State at Texas Tech	2:00 p.m.
	Cal Poly at TCU	2:00 p.m.
	West Virginia vs. Ball State <i>Caravelle Resort's Baseball at the Beach; Myrtle Beach, S.C.</i>	2:00 p.m.
	Eastern Illinois at Kansas State	2:00 p.m.
	San Diego at Texas	6:30 p.m.
	Baylor at Cal State Fullerton	8:00 p.m.

Sunday, March 1		
	Kansas vs. Boston College <i>Snowbird Classic; Port Charlotte, Fla.</i>	9:00 a.m.
	Sacramento State at Texas Tech	11:30 a.m.
	West Virginia vs. Illinois <i>Caravelle Resort's Baseball at the Beach; Myrtle Beach, S.C.</i>	12:30 p.m.
	Western Illinois at Oklahoma State	1:00 p.m.
	Cal Poly at TCU	1:00 p.m.
	Eastern Illinois at Kansas State	1:00 p.m.
	San Diego at Texas	1:00 p.m.
	Baylor at Cal State Fullerton	2:00 p.m.

Monday, March 2		
	Northern Colorado at Texas Tech	6:30 p.m.

Tuesday, March 3		
	UNLV at Oklahoma State	4:00 p.m.
	Arkansas Little Rock at Oklahoma	6:00 p.m.
	Rice at TCU	6:30 p.m.
	Kansas at Grand Canyon	8:00 p.m.

Wednesday, March 4		
	Kansas at Grand Canyon	3:30 p.m.
	UNLV at Oklahoma State	4:00 p.m.
	Sam Houston State at Baylor	6:30 p.m.

Thursday, March 5		
	Texas at Stanford	8:00 p.m.

Friday, March 6		
	Baylor vs. Hawaii <i>Houston College Classic; Houston, Texas</i>	Noon
	Utah at Kansas	3:00 p.m.
	Santa Clara at Kansas State	3:00 p.m.
	West Virginia at East Tennessee State	3:05 p.m.
	Illinois at Oklahoma State	4:00 p.m.
	Purdue at Oklahoma	6:00 p.m.
	Texas at Stanford	8:00 p.m.
	TCU at USC	8:00 p.m.
	Texas Tech at Cal State Fullerton <i>Dodgers Classic</i>	9:00 p.m.

Saturday, March 7		
	West Virginia at East Tennessee State	1:05 p.m.
	Purdue at Oklahoma	2:00 p.m.
	Utah at Kansas	2:00 p.m.
	Santa Clara at Kansas State	2:00 p.m.
	Illinois at Oklahoma State	3:00 p.m.
	Baylor vs. LSU <i>Houston College Classic; Houston, Texas</i>	3:30 p.m.
	Texas at Stanford	4:00 p.m.
	TCU at UCLA	8:00 p.m.
	Texas Tech at Cal State Fullerton <i>Dodgers Classic</i>	9:00 p.m.

DATE	GAME	TIME (CT)
Sunday, March 8		
	TCU vs. Vanderbilt <i>Dodgers Classic; Dodgers Stadium; Los Angeles, Calif.</i>	Noon
	West Virginia at East Tennessee State	12:05 p.m.
	Utah at Kansas	1:00 p.m.
	Illinois at Oklahoma State	1:00 p.m.
	Purdue at Oklahoma	1:00 p.m.
	Santa Clara at Kansas State	1:00 p.m.
	Baylor vs. Texas A&M <i>Houston College Classic; Houston, Texas</i>	2:30 p.m.
	Texas Tech at Cal State Fullerton	3:00 p.m.
	Texas at Stanford	3:00 p.m.

Tuesday, March 10		
	West Virginia at Liberty	2:00 p.m.
	Central Michigan at Kansas	3:00 p.m.
	Alcorn State at Oklahoma State	4:00 p.m.
	Oral Roberts at Oklahoma	6:00 p.m.
	Incarnate Word at Texas	6:00 p.m.
	Baylor at Dallas Baptist	6:30 p.m.
	Creighton at Kansas State	6:30 p.m.
	New Mexico State at Texas Tech	6:30 p.m.
	TCU at Loyola-Marymount	8:00 p.m.

Wednesday, March 11		
	New Mexico State at Texas Tech	2:00 p.m.
	Creighton at Kansas State	3:00 p.m.
	Alcorn State at Oklahoma State	4:00 p.m.

Thursday, March 12		
	Oklahoma at Hawai'i	12:35 a.m.

Friday, March 13		
	Oklahoma at Hawai'i	12:35 a.m.
	Michigan at Kansas	3:00 p.m.
	Grand Canyon at Oklahoma State	4:00 p.m.
	West Virginia at Texas*	6:00 p.m.
	Baylor at TCU*	6:30 p.m.
	Missouri State at Kansas State	6:30 p.m.
	Texas Tech at San Diego State	8:00 p.m.

Saturday, March 14		
	Oklahoma at Hawai'i	12:35 a.m.
	Baylor at TCU*	2:00 p.m.
	Michigan at Kansas	2:00 p.m.
	Missouri State at Kansas State	2:00 p.m.
	Grand Canyon at Oklahoma State	3:00 p.m.
	Texas Tech at San Diego State	4:00 p.m.
	West Virginia at Texas*	5:00 p.m.

Sunday, March 15		
	West Virginia at Texas*	12:30 p.m.
	Baylor at TCU*	1:00 p.m.
	Grand Canyon at Oklahoma State	1:00 p.m.
	Michigan at Kansas	1:00 p.m.
	Missouri State at Kansas State	1:00 p.m.
	Texas Tech at San Diego State	3:00 p.m.
	Oklahoma at Hawai'i	7:05 p.m.

Tuesday, March 17		
	Waynesburg at West Virginia	2:00 p.m.
	Central Arkansas at Oklahoma State	6:00 p.m.
	UT Pan American at TCU	6:30 p.m.
	Baylor at Sam Houston State	6:30 p.m.
	Kansas State at Stephen F. Austin	6:30 p.m.
	Oral Roberts at Texas Tech	6:30 p.m.
	Texas at UT Arlington	7:00 p.m.

Wednesday, March 18		
	Oral Roberts at Texas Tech	2:00 p.m.
	UT Pan American at TCU	6:30 p.m.
	Kansas State at Stephen F. Austin	6:30 p.m.



DATE	GAME	TIME (CT)
Friday, March 20		
	Texas Tech at Oklahoma*	6:00 p.m.
	Iowa at Kansas	6:00 p.m.
	Kansas State at Texas*	6:00 p.m.
	Oklahoma State at TCU*	6:30 p.m.
	West Virginia at Baylor*	6:30 p.m.
Saturday, March 21		
	Texas Tech at Oklahoma*	2:00 p.m.
	Oklahoma State at TCU*	2:00 p.m.
	Iowa at Kansas	2:00 p.m.
	Kansas State at Texas*	2:00 p.m.
	West Virginia at Baylor*	3:00 p.m.
Sunday, March 22		
	Texas Tech at Oklahoma*	1:00 p.m.
	West Virginia at Baylor*	1:00 p.m.
	Iowa at Kansas	1:00 p.m.
	Kansas State at Texas*	1:00 p.m.
	Oklahoma State at TCU*	2:00 p.m.
Tuesday, March 24		
	New Mexico at Texas Tech	2:00 p.m.
	West Virginia at Stephen F. Austin	3:00 p.m.
	Wichita State at Oklahoma State	6:00 p.m.
	Texas at Texas State	6:00 p.m.
	Oklahoma vs. TCU	6:30 p.m.
	Baylor at UT Arlington	6:30 p.m.
	Kansas at Missouri State	6:30 p.m.
Wednesday, March 25		
	West Virginia at UT Arlington	3:00 p.m.
	Nebraska-Omaha at Kansas State	6:30 p.m.
Friday, March 27		
	Charleston Southern at West Virginia	5:00 p.m.
	Wichita State at TCU	6:30 p.m.
	Oklahoma at Baylor*	6:30 p.m.
	Kansas at Texas Tech*	6:30 p.m.
	Texas at Nebraska	6:35 p.m.
	Kansas State at Oklahoma State*	7:00 p.m.
Saturday, March 28		
	Wichita State at TCU	2:00 p.m.
	Kansas at Texas Tech*	2:00 p.m.
	Texas at Nebraska	2:05 p.m.
	Charleston Southern at West Virginia	3:00 p.m.
	Kansas State at Oklahoma State*	3:00 p.m.
	Oklahoma at Baylor*	3:00 p.m.
Sunday, March 29		
	Charleston Southern at West Virginia	Noon
	Texas at Nebraska	12:05 p.m.
	Wichita State at TCU	1:00 p.m.
	Kansas State at Oklahoma State*	1:00 p.m.
	Kansas at Texas Tech*	1:00 p.m.
	Oklahoma at Baylor*	3:00 p.m.
Tuesday, March 31		
	Texas Tech at New Mexico	3:00 p.m.
	West Virginia at Pittsburgh	5:00 p.m.
	Central Arkansas at Oklahoma	6:00 p.m.
	Texas A&M Corpus Christi at Texas	6:00 p.m.
	TCU at UT Arlington	6:30 p.m.
	Oklahoma State at Oral Roberts	6:30 p.m.
	Houston at Baylor	6:30 p.m.
Wednesday, April 1		
	Kansas at Wichita State	6:30 p.m.
Thursday, April 2		
	Kansas at Oklahoma*	6:00 p.m.
	Baylor at Texas State	6:30 p.m.
	TCU at Texas Tech*	6:30 p.m.
	West Virginia at Kansas State*	6:30 p.m.

DATE	GAME	TIME (CT)
Friday, April 3		
	TCU at Texas Tech*	2:00 p.m.
	Kansas at Oklahoma*	6:00 p.m.
	Texas State at Baylor	6:30 p.m.
	West Virginia at Kansas State*	6:30 p.m.
	Texas at Oklahoma State*	7:00 p.m.
Saturday, April 4		
	Kansas at Oklahoma*	2:00 p.m.
	West Virginia at Kansas State*	2:00 p.m.
	TCU at Texas Tech*	2:00 p.m.
	Texas State at Baylor	3:00 p.m.
	Texas at Oklahoma State*	6:30 p.m.
Sunday, April 5		
	Texas at Oklahoma State*	1:00 p.m.
Tuesday, April 7		
	Texas Tech at Oral Roberts	2:00 p.m.
	West Virginia at Maryland	3:00 p.m.
	New Mexico at Kansas	6:00 p.m.
	Oklahoma at Oklahoma State	6:00 p.m.
	Dallas Baptist at TCU	6:30 p.m.
	UT Arlington at Baylor	6:30 p.m.
	Nebraska at Kansas State	6:30 p.m.
	Wichita State at Texas	7:00 p.m.
Wednesday, April 8		
	New Mexico at Kansas	3:00 p.m.
	Kansas State at Nebraska-Omaha	6:35 p.m.
Friday, April 10		
	Butler at West Virginia	5:00 p.m.
	Oklahoma State at Kansas*	6:00 p.m.
	TCU at Kansas State*	6:30 p.m.
	Baylor at Texas Tech*	6:30 p.m.
	Oklahoma at Texas*	7:00 p.m.
Saturday, April 11		
	Oklahoma State at Kansas*	2:00 p.m.
	TCU at Kansas State*	2:00 p.m.
	Baylor at Texas Tech*	2:00 p.m.
	Butler at West Virginia	3:00 p.m.
	Oklahoma at Texas*	6:30 p.m.
Sunday, April 12		
	TCU at Kansas State*	Noon
	Butler at West Virginia	Noon
	Oklahoma State at Kansas*	1:00 p.m.
	Baylor at Texas Tech*	2:00 p.m.
	Oklahoma at Texas*	2:30 p.m.
Tuesday, April 14		
	Penn State at West Virginia	5:00 p.m.
	Oral Roberts at Oklahoma State	6:00 p.m.
	Dallas Baptist at Oklahoma	6:00 p.m.
	Sam Houston State at Texas	6:00 p.m.
	TCU at UT Arlington	6:30 p.m.
	Incarnate Word at Baylor	6:30 p.m.
	Wichita State at Kansas State	6:30 p.m.
Wednesday, April 16		
	Missouri State at Kansas	6:00 p.m.
Friday, April 17		
	Oklahoma at West Virginia*	5:00 p.m.
	Texas at Kansas*	6:00 p.m.
	Santa Clara at TCU	6:30 p.m.
	Texas Tech at Kansas State*	6:30 p.m.
	Baylor at Oklahoma State*	7:00 p.m.
Saturday, April 18		
	Texas at Kansas*	2:00 p.m.
	Texas Tech at Kansas State*	2:00 p.m.
	Oklahoma at West Virginia*	3:00 p.m.
	Baylor at Oklahoma State*	3:00 p.m.
	Santa Clara at TCU	4:00 p.m.



DATE	GAME	TIME (CT)
Sunday, April 19		
	Oklahoma at West Virginia*	Noon
	Baylor at Oklahoma State*	1:00 p.m.
	Santa Clara at TCU	1:00 p.m.
	Texas at Kansas*	1:00 p.m.
	Texas Tech at Kansas State*	1:00 p.m.
Tuesday, April 21		
	Lamar at Baylor	4:00 p.m.
	Marshall at West Virginia	5:00 p.m.
	Dallas Baptist at Oklahoma State	6:00 p.m.
	Wichita State at Kansas	6:00 p.m.
	Alcorn State at Oklahoma	6:00 p.m.
	Texas State at Texas	6:00 p.m.
	Incarnate Word at TCU	6:30 p.m.
	Texas Tech vs. Abilene Christian	6:30 p.m.
	Kansas State at Nebraska	Midland, Texas 6:35 p.m.
Wednesday, April 22		
	Alcorn State at Oklahoma	6:00 p.m.
Friday, April 24		
	Kansas at West Virginia*	5:00 p.m.
	Sam Houston State at Oklahoma	6:00 p.m.
	Oklahoma State at Texas Tech*	6:30 p.m.
	Texas at TCU*	6:30 p.m.
	Kansas State at Baylor*	6:30 p.m.
Saturday, April 25		
	Oklahoma State at Texas Tech*	2:00 p.m.
	Sam Houston State at Oklahoma	2:00 p.m.
	Kansas State at Baylor*	3:00 p.m.
	Kansas at West Virginia*	3:00 p.m.
	Texas at TCU*	4:00 p.m.
Sunday, April 26		
	Kansas at West Virginia*	Noon
	Texas at TCU*	1:00 p.m.
	Sam Houston State at Oklahoma	1:00 p.m.
	Kansas State at Baylor*	2:00 p.m.
	Oklahoma State at Texas Tech*	2:00 p.m.
Tuesday, April 28		
	West Virginia vs. Marshall	5:00 p.m.
	Arkansas Little Rock at Oklahoma State	6:00 p.m.
	Baylor at UT San Antonio	6:00 p.m.
	Prairie View A&M at Texas	6:00 p.m.
	TCU at Dallas Baptist	6:30 p.m.
	Oklahoma at Wichita State	6:30 p.m.
	Grand Canyon at Texas Tech	6:30 p.m.
	Kansas State at Minnesota	6:35 p.m.
Wednesday, April 29		
	Kansas State at Minnesota	1:00 p.m.
	Grand Canyon at Texas Tech	2:00 p.m.
	Arkansas Pine Bluff at Kansas	6:00 p.m.
Friday, May 1		
	TCU at West Virginia*	5:00 p.m.
	Baylor at Kansas*	6:00 p.m.
	Texas Tech at Texas*	6:00 p.m.
	Arkansas State at Kansas State	6:30 p.m.
	Oklahoma State vs. Oklahoma*	7:00 p.m.
	ONEOK Field; Tulsa, Okla.	
Saturday, May 2		
	Baylor at Kansas*	2:00 p.m.
	Texas Tech at Texas*	2:00 p.m.
	Arkansas State at Kansas State	2:00 p.m.
	TCU at West Virginia*	3:00 p.m.
	Oklahoma State vs. Oklahoma*	7:00 p.m.
	Chickasaw Bricktown Ballpark; Oklahoma City, Okla.	

DATE	GAME	TIME (CT)
Sunday, May 3		
	TCU at West Virginia*	Noon
	Baylor at Kansas*	1:00 p.m.
	Texas Tech at Texas*	1:00 p.m.
	Arkansas State at Kansas State	1:00 p.m.
	Oklahoma State vs. Oklahoma*	4:00 p.m.
	Chickasaw Bricktown Ballpark; Oklahoma City, Okla.	
Tuesday, May 5		
	Kansas at Northwestern	3:00 p.m.
	West Virginia at Virginia Tech	4:30 p.m.
	Texas State at Texas	6:00 p.m.
	Kansas State at Wichita State	6:30 p.m.
Wednesday, May 6		
	Kansas at Northwestern	3:00 p.m.
Friday, May 8		
	Kansas at TCU*	6:30 p.m.
	Oklahoma at Kansas State*	6:30 p.m.
	West Virginia at Oklahoma State*	7:00 p.m.
Saturday, May 9		
	Oklahoma at Kansas State*	2:00 p.m.
	West Virginia at Oklahoma State*	3:00 p.m.
	Kansas at TCU*	4:00 p.m.
Sunday, May 10		
	Oklahoma at Kansas State*	1:00 p.m.
	West Virginia at Oklahoma State*	1:00 p.m.
	Kansas at TCU*	1:00 p.m.
Tuesday, May 12		
	Pittsburgh at West Virginia	5:00 p.m.
	Stephen F. Austin at Oklahoma	6:00 p.m.
	Abilene Christian at TCU	6:30 p.m.
	Oklahoma State at Dallas Baptist	6:30 p.m.
	UT San Antonio at Baylor	6:30 p.m.
Thursday, May 14		
	Oklahoma State at Michigan	5:00 p.m.
	Texas Tech at West Virginia*	5:00 p.m.
	TCU at Oklahoma*	6:00 p.m.
Friday, May 15		
	Oklahoma State at Michigan	3:00 p.m.
	Texas Tech at West Virginia*	3:00 p.m.
	TCU at Oklahoma*	6:00 p.m.
	Kansas State at Kansas*	6:00 p.m.
Saturday, May 16		
	Oklahoma State at Michigan	Noon
	Texas Tech at West Virginia*	Noon
	TCU at Oklahoma*	2:00 p.m.
	Kansas State at Kansas*	2:00 p.m.
	Texas at Baylor*	3:00 p.m.
Sunday, May 17		
	Texas at Baylor*	1:00 p.m.
	Kansas State at Kansas*	2:00 p.m.
	Texas at Baylor*	5:00 p.m.
Wednesday, May 20-Sunday, May 24		
	Phillips 66 Big 12 Baseball Championship	ONEOK Field; Tulsa, Okla.
Thursday, May 28-Sunday, June 1		
	NCAA Regionals	Campus Sites
Friday, June 5-Sunday, June 8		
	NCAA Super Regionals	Campus Sites
Saturday, June 13-Wednesday, June 24		
	NCAA College World Series	T.D. Ameritrade Park; Omaha, Neb.

*Big 12 Conference game | Schedule and times are subject to change



Bob Bowsby



Tim Weiser



Tim Allen



Dru Hancock



Bob Burda



Edward Stewart



John Underwood



Steve Pace



Keri Boyce



Brad Clements



David Flores



Dayna Scherf



Rob Carolla



Laura Rasmussen



Joni Lehmann



Neesha Quinn



Sean Hollister



Maria Huggins



Kiron Andersen



Bret Ayers



Melanie Ellis



Regina Everett



Tracy Hunt



Valerie Rocha



Christina Monjarraz



Zach Gourley



Mark Jezek



Jason Angoy



Jeff Smith



Levietta McCullough



BIG 12 QUICK FACTS

(All statistics from Fall 1996 through January 2015)



Founded: February 25, 1994

Area: Five states with combined populations of more than 38 million people.

Television Markets: 15 of the Top 100 nationally

Commissioner's Honor Roll Students: 76,000+ named in 36 semesters

Academic All-Big 12 Team Members: 22,324

Student-Athletes with a 4.0 grade-point average on Academic All-Big 12 Teams: 1,080

Dr. Prentice Gautt Scholarships: 341 with nearly \$2.3 million in financial aid

Team National Championships: 53

Individual National Championships: 552

All-America First Team Selections: 4,397

Academic All-America Selections: 591

Big 12 Postseason Championship Attendance: Nearly 5.6 million



BIG 12 SPORTSMANSHIP STATEMENT



The member institutions of the Big 12 Conference are committed to competition in an arena where sportsmanship and the sense of fair play take center stage. Whether on the field, within the community or in the classroom, those who make up the Big 12 - its administrators, coaches, game officials and student-athletes - support the highest ideals in sportsmanship.

At the heart of sportsmanship is the commitment of the institutions towards respect for the opposition and those officiating contests in the 23 sports sponsored by the Big 12. It is with a sense of fair play that a true sporting demeanor in the spirit of intercollegiate competition can be created and maintained with a total regard for the welfare of student-athletes, coaches, support personnel and spectators. Sportsmanship on the field of play is governed by Conference rules and guidelines, as well as those established under the NCAA and amateur organizations.

It is the responsibility of game officials and administrators to see to strict adherence to these guidelines.

The behavior of spectators is managed by event personnel, who are encouraged to deal with interference or abuse of appropriate sporting behavior in the strictest of methods. The Big 12 Conference and its member institutions appreciate the support of the majority of fans who wish to create an atmosphere of competition that allows the participants to showcase the game and their respective skills.

QUICK FACTS

Location..... Waco, Texas
 Founded..... 1845
 Enrollment..... 15,616
 Nickname..... Bears
 Colors..... Green & Gold
 President..... Ken Starr
 Director of Athletics..... Ian McCaw
 Faculty Athletics Representative..... Michael Rogers
 Senior Woman Administrator..... Nancy Post
 Baseball Contact..... Zach Peters
 Office..... 254/710-3784
 Cell..... 254/749-0712
 Email..... zach_peters@baylor.edu
 Press Box Phone..... 254/754-5546
 Website..... BaylorBears.com
 Twitter..... @BaylorBaseball
 Stadium..... Baylor Ballpark at Ferrell Field
 Capacity..... 5,000
 Dimensions..... LF, RF-330; CF-400
 Surface..... Natural Grass
 2014 Finish..... 26-31/8-15 (7th)
 Lettermen Returning/Lost..... 19/8
 Position Starters Returning/Lost..... 7/3
 Pitchers Returning/Lost..... 4/1
 Newcomers..... 12
 Top Returners..... RHP Austin Stone (3-4, 2.28, 51.1 IP)
 LHP Brad Kuntz (4-2, 3.32, 62.1 IP)
 OF Adam Toth (.296, 26 RBI, .417 SLG)
 All-Time Record..... 2,183-1,581-6
 All-Time Big 12 Record..... 267-209
 Big 12 Regular Season Titles..... 3 (2000-05-12)
 Big 12 Championship Titles..... None
 Big 12 Championship Record..... 30-31
 NCAA Appearances..... 18 (2012)
 All-Time NCAA Tournament Record..... 43-39
 Super Regional Appearances..... 4 (2012)
 Super Regional Record..... 5-7
 College World Series Appearances..... 3 (2005)
 College World Series Record..... 2-6
 College World Series Titles..... None



ZACH PETERS
 MEDIA RELATIONS CONTACT

Year-by-Year Records in the Big 12

Year	Overall		Big 12	
	W	L	W	L
1997	32	23	18	12
1998	41	20	18	10
1999	50	15	20	7
2000	45	17	23	7
2001	37	24	17	10
2002	36	26	13	13
2003	45	23	15	12
2004	29	31	13	12
2005	46	24	19	8
2006	37	26	13	14
2007	35	27	12	15
2008	32	26	11	16
2009	30	26	10	16
2010	36	24	12	13
2011	31	28	13	14
2012	49	17	20	4
2013	27	28	12	11
2014	26	31	8	15
TOTAL	664	436	267	209

BAYLOR BALLPARK AT FERRELL FIELD



2015 SCHEDULE

Date	Opponent	Time (CT)
Feb. 13	Cal Poly	6:30 p.m.
Feb. 14	Cal Poly	3:00 p.m.
Feb. 15	Cal Poly	Noon
Feb. 17	Dallas Baptist	6:30 p.m.
Feb. 20	Kent State	6:30 p.m.
Feb. 21	Kent State	3:00 p.m.
Feb. 22	Kent State	1:00 p.m.
Feb. 24	Northwestern State	6:30 p.m.
Feb. 25	Northwestern State	4:00 p.m.
Feb. 27	at Cal State Fullerton	9:00 p.m.
Feb. 28	at Cal State Fullerton	8:00 p.m.
March 1	at Cal State Fullerton	2:00 p.m.
March 4	Sam Houston State	6:30 p.m.
March 6	vs. Hawaii (I)	Noon
March 7	vs. LSU (I)	3:30 p.m.
March 8	vs. Texas A&M (I)	2:30 p.m.
March 10	at Dallas Baptist	6:30 p.m.
March 13	at TCU*	6:30 p.m.
March 14	at TCU*	2:00 p.m.
March 15	at TCU*	1:00 p.m.
March 17	at Sam Houston State	6:30 p.m.
March 20	West Virginia*	6:30 p.m.
March 21	West Virginia*	3:00 p.m.
March 22	West Virginia*	1:00 p.m.
March 24	at UT Arlington	6:30 p.m.
March 27	Oklahoma*	6:30 p.m.
March 28	Oklahoma*	3:00 p.m.
March 29	Oklahoma*	3:00 p.m.
March 31	Houston	6:30 p.m.
April 2	at Texas State	6:00 p.m.
April 3	Texas State	6:30 p.m.
April 4	Texas State	3:00 p.m.
April 7	UT Arlington	6:30 p.m.
April 10	at Texas Tech*	6:30 p.m.
April 11	at Texas Tech*	2:00 p.m.
April 12	at Texas Tech*	2:00 p.m.
April 14	Incarnate Word	6:30 p.m.
April 17	at Oklahoma State*	7:00 p.m.
April 18	at Oklahoma State*	3:00 p.m.
April 19	at Oklahoma State*	1:00 p.m.
April 21	Lamar	4:00 p.m.
April 24	Kansas State*	6:30 p.m.
April 25	Kansas State*	3:00 p.m.
April 26	Kansas State*	2:00 p.m.
April 28	at UT-San Antonio	6:00 p.m.
May 1	at Kansas*	6:00 p.m.
May 2	at Kansas*	2:00 p.m.
May 3	at Kansas*	1:00 p.m.
May 12	UT-San Antonio	6:30 p.m.
May 16	Texas*	3:00 p.m.
May 17	Texas*	1:00 p.m.
May 17	Texas*	5:00 p.m.

I - Houston College Classic, Houston, Texas; * Big 12 Conference Game

**NUMERICAL ROSTER**

1	Justin Arrington	INF
2	Steven McLean	INF
3	Nick Lewis	RHP
4	Darryn Sheppard	OF
5	Duncan Wendel	INF
6	Ryan Smith	RHP
8	Levi Gilcrease	OF
9	West Tunnell	INF
10	Austin Stone	RHP
11	Brad Kuntz	LHP
12	Joe Kirkland	RHP
13	Joe Sabatini	C/OF
15	Adam Toth	OF
16	Logan Brown	OF
18	Kameron Esthay	IB/LHP
19	Aaron Dodson	C/IB
20	Daniel Castano	LHP
21	Richard Cunningham	OF
22	Hunter Abbe	RHP
23	Matt Menard	C
24	Case Smith	IB/OF
25	Ben Carl	INF
27	Drew Tolson	RHP
28	Blake Allen	RHP
29	Ryan Romo	OF
30	Mitch Price	IB
31	Hudson Pearson	IB
32	Cameron Miller	C/IB
33	Theron Kay	RHP
35	Kyle Ott	RHP
36	Troy Montemayor	RHP
37	Johnathan Ducoff	INF
38	Lane Kelly	OF
39	Garrett Prossner	INF
44	Sean Spicer	RHP
45	Hayden Ross	INF
46	Reese Jefferies	RHP
54	Dylan Johannink	RHP

ALPHABETICAL ROSTER

NO.	NAME	POS.	B/T	HT.	WT.	CL.	HOMETOWN/PREVIOUS SCHOOL
22	Hunter Abbe	RHP	R/R	6-1	180	Jr.	Waco, Texas/Robinson
28	Blake Allen	RHP	R/R	6-4	205	Fr.	Austin, Texas/Anderson
1	Justin Arrington	INF	L/R	5-10	175	Jr.	Plano, Texas/Hill JC
16	Logan Brown	OF	R/R	5-10	185	Sr.	Rowlett, Texas/Rowlett
25	Ben Carl	INF	R/R	5-11	190	So.	Houston, Texas/Memorial
20	Daniel Castano	LHP	L/R	6-4	210	So.	Austin, Texas/Lake Travis
21	Richard Cunningham	OF	L/L	5-11	175	Fr.	Austin, Texas/Stephen F. Austin
19	Aaron Dodson	C/IB	S/R	6-3	205	So.	Cypress, Texas/Cy-Fair
37	Johnathan Ducoff	INF	R/R	6-2	195	Fr.	Kingwood, Texas/Kingwood
18	Kameron Esthay	IB/LHP	L/L	6-0	210	Fr.	Moss Bluff, La./Sam Houston
8	Levi Gilcrease	OF	R/R	6-0	180	Fr.	Odessa, Fla./Home School
26	Kody Hessemer	RHP	R/R	6-1	185	Jr.	Tomball, Texas/McLennan CC
46	Reese Jefferies	RHP	R/R	6-1	185	Jr.	Houston, Texas/San Jacinto College
54	Dylan Johannink	RHP	R/R	6-0	195	Jr.	Medford Lakes, N.J./Rowan College
33	Theron Kay	RHP	R/R	6-0	175	Fr.	San Jose, Calif./Valley Christian
38	Lane Kelly	OF	R/R	5-10	160	So.	Dripping Springs, Texas/Dripping Springs
12	Joe Kirkland	RHP	R/R	6-1	190	Sr.	Magnolia, Texas/Magnolia
11	Brad Kuntz	LHP	R/L	6-2	200	Sr.	Austin, Texas/Lake Travis
3	Nick Lewis	RHP	R/R	6-2	180	So.	Flower Mound, Texas/Marcus
2	Steven McLean	INF	R/R	5-9	180	So.	Los Altos, Calif./Los Altos
23	Matt Menard	C	R/R	6-0	210	So.	Bridge City, Texas/Bridge City
32	Cameron Miller	C/IB	L/R	5-11	195	Fr.	Houston, Texas/Bellaire
36	Troy Montemayor	RHP	R/R	6-0	160	Fr.	San Antonio, Texas/Reagan
35	Kyle Ott	RHP	R/R	6-1	185	Fr.	Galveston, Texas/Ball
31	Hudson Pearson	LHP	L/L	6-1	195	Fr.	Chula Vista, Calif./Eastlake
30	Mitch Price	IB	R/R	6-3	240	Jr.	The Woodlands, Texas/College Park
39	Garrett Prossner	INF	R/R	6-2	215	Fr.	Austin, Texas/Vista Ridge
29	Ryan Romo	OF	R/R	6-2	205	So.	Dallas, Texas/Howard CC
45	Hayden Ross	INF	R/R	6-0	165	Jr.	Austin, Texas/Westlake
13	Joe Sabatini	C/OF	S/R	6-1	205	So.	Tulsa, Okla./NOAH - Home School
4	Darryn Sheppard	OF	R/R	6-2	200	So.	Sugar Land, Texas/Dulles
24	Case Smith	IB/OF	R/R	6-2	215	So.	Waco, Texas/Midway
6	Ryan Smith	RHP	R/R	6-0	180	Jr.	Waco, Texas/Midway
44	Sean Spicer	RHP	R/R	6-0	215	Sr.	Dallas, Texas/J.J. Pearce
10	Austin Stone	RHP	R/R	6-1	185	Sr.	Port Neches, Texas/Groves
27	Drew Tolson	RHP	R/R	6-0	170	So.	Houston, Texas/Memorial
15	Adam Toth	OF	L/R	5-9	180	Sr.	Coppell, Texas/Coppell
9	West Tunnell	INF	L/R	6-1	185	Jr.	Anthem, Ariz./Boulder Creek
5	Duncan Wendel	INF	R/R	6-1	190	Sr.	Magnolia, Texas/Magnolia

STEVE SMITH
HEAD COACH**BASEBALL STAFF**

Head Coach: Steve Smith
Baylor, 1986
Record at BU: 721-491-1 (21st season)
Overall Record: 721-491-1 (21st season)

Assoc. Coach: Steve Johnigan
Texas A&M, 1989

Asst. Coach: Trevor Mote
Baylor, 2004

BAYLOR COACHING RECORDS

Coach	Years	Seasons	Overall				Pct.	Conference			
			W	L	T	Pct.		W	L	T	Pct.
J.C. Ewing	1902	1	5	9	0	.357	--	--	--	--	
R.N. Watts	1903-04	2	14	18	0	.438	--	--	--	--	
Lee Carroll	1905	1	12	7	0	.631	--	--	--	--	
L.F. Burleson	1906-08	3	25	34	0	.423	--	--	--	--	
E.J. Mills	1909	1	9	12	0	.421	--	--	--	--	
Ralph Glaze	1910-13	4	54	27	0	.667	--	--	--	--	
C.P. Mosley	1914-19	6	47	60	0	.439	16	24	0	.400	
Frank Bridges	1920-27	8	95	73	0	.565	67	53	0	.558	
Morley Jennings	1928-39	12	120	78	1	.603	93	72	0	.564	
Lloyd Russell	1940-41, 58-61	6	72	58	1	.553	43	41	1	.512	
Floyd Crow	1942	1	8	8	0	.500	7	8	0	.467	
A.E. Jones	1946-50, 1953	6	89	52	0	.631	51	34	0	.600	
Vic Bradford	1951	1	10	10	0	.500	6	9	0	.400	
Chuck Devereaux	1952	1	9	6	0	.600	9	6	0	.600	
Boyd SoRelle	1954-57	4	48	45	1	.516	28	26	1	.518	
Dutch Schroeder	1962-73	12	196	165	0	.543	88	104	0	.458	
Mickey Sullivan	1974-94	21	649	428	4	.602	233	236	0	.497	
Steve Smith	1995-	19	721	491	0	.595	285	256	0	.527	
TOTAL		110	2183	1581	6	.580	926	852	2	.521	

2014 STATISTICS

(All games sorted by batting average)

Player	AVG	GP	GS	AB	R	H	2B	3B	HR	RBI	TB	SLG%	BB	HBP	SO	GDP	OB%	SF	SH	SB	ATT	PO	A	E	FLD%
Toth, Adam	.296	57	55	216	33	64	9	4	3	26	90	.417	10	4	28	4	.338	1	2	13	18	113	3	0	1.000
Doe, Brett	.259	50	48	143	19	37	8	1	1	17	50	.350	17	9	15	2	.368	2	14	2	2	104	113	14	.939
Wendel, Duncan	.252	50	45	147	10	37	6	0	0	16	43	.293	15	6	18	4	.341	2	2	2	3	27	68	11	.896
Langford, Lawton	.231	51	49	169	26	39	6	0	0	15	45	.266	35	5	19	3	.376	1	1	6	11	95	126	14	.940
Porter, Grayson	.228	50	45	158	19	36	6	0	5	31	57	.361	11	6	38	1	.296	4	0	2	4	22	3	2	.926
Dodson, Aaron	.222	53	42	162	17	36	9	1	3	16	56	.346	14	2	49	4	.291	1	0	0	0	353	21	5	.987
Menard, Matt	.219	48	43	146	16	32	9	1	0	12	43	.295	16	1	34	2	.297	2	3	1	4	212	20	2	.991
Brown, Logan	.218	56	53	174	21	38	7	1	1	13	50	.287	6	4	34	1	.259	1	4	8	13	170	4	1	.994
Tunnell, West	.212	43	25	99	9	21	3	1	0	10	26	.263	13	1	24	1	.310	0	2	9	10	26	42	3	.958
Sheppard, Darryn	.160	51	46	156	23	25	4	1	3	13	40	.256	13	6	44	1	.251	0	4	6	7	88	1	8	.918
Carl, Ben	.279	38	12	43	3	12	1	1	0	7	15	.349	2	3	7	0	.354	0	2	0	1	17	32	7	.875
Price, Mitch	.258	34	21	66	8	17	5	0	1	14	25	.379	11	4	13	4	.390	1	0	0	0	122	8	2	.985
Sabatini, Joe	.250	18	5	28	1	7	1	0	0	3	8	.286	3	1	11	0	.333	1	0	0	0	3	0	0	1.000
Ross, Hayden	.216	26	14	51	10	11	0	1	0	4	13	.255	6	8	20	3	.385	0	1	0	0	22	40	5	.925
Kelly, Lane	.167	20	1	12	8	2	0	0	0	1	2	.167	2	0	2	0	.286	0	1	3	4	9	1	1	.909
Goodwin, Nate	.156	21	9	32	2	5	1	0	0	3	6	.188	2	0	7	1	.206	0	3	0	0	78	3	2	.976
Newman, Dillon	.000	1	1	1	0	0	0	0	0	0	0	.000	0	0	0	0	.000	0	0	0	0	2	8	1	.909
Tolson, Drew	.000	1	0	0	0	0	0	0	0	0	0	.000	0	0	0	0	.000	0	0	0	0	7	11	0	1.000
Totals	.232	57	57	1803	225	419	75	12	17	201	569	.316	176	60	363	31	.319	16	39	52	77	1490	579	86	.960
Opponents	.262	57	57	1909	275	500	91	12	17	237	666	.349	196	50	329	44	.343	21	39	58	71	1479	578	55	.974

LOB - Team (390), Opp (450). DPs turned - Team (54), Opp (39). TPs turned - Team (1). IBB - Team (2). Price I, Toth I, Opp (1). Picked off - Doe 2, Toth 2, Tunnell I, Kelly I, Sheppard I, Wendel I, Carl I.

(All games sorted by earned run average)

Player	ERA	W	L	APP	GS	CG	SHO	CBO	SV	IP	H	R	ER	BB	SO	2B	3B	HR	AB/Avg	WP	HBP	BK	SFA	SHA	
Stone, Austin	2.28	3	4	10	9	1	0	0	0	51.1	36	19	13	20	29	8	1	2	182	.198	6	4	0	2	8
Kuntz, Brad	3.32	4	2	11	11	0	0	1	0	62.1	51	29	23	34	51	10	0	2	233	.219	4	3	0	0	5
Castano, Daniel	3.34	5	4	20	10	0	0	0	0	70.0	72	33	26	22	39	13	4	1	270	.267	5	5	0	3	9
Newman, Dillon	3.67	5	4	14	14	0	0	1	0	76.0	83	38	31	23	56	10	2	3	295	.281	3	8	0	2	7
Tolson, Drew	5.10	4	5	19	7	0	0	1	0	54.2	71	40	31	11	30	15	1	1	227	.313	3	4	0	3	4
Ashby, Doug	2.70	1	2	31	0	0	0	1	1	36.2	47	15	11	16	23	10	0	1	146	.322	4	3	0	5	1
Michalec, Josh	3.15	0	5	30	0	0	0	3	21	40.0	33	17	14	17	27	7	0	0	146	.226	3	8	0	0	2
Smith, Ryan	3.63	0	1	7	2	0	0	0	0	17.1	12	10	7	11	12	1	0	1	64	.188	2	1	0	1	1
McCormack, Bobby	4.76	0	0	10	0	0	0	0	0	11.1	11	6	6	2	13	2	1	1	45	.244	1	0	0	0	0
Lewis, Nick	5.30	3	2	19	3	0	0	1	0	35.2	33	27	21	12	20	7	1	4	134	.246	5	3	0	2	2
Ott, Kyle	5.87	0	0	8	0	0	0	0	0	7.2	6	5	5	5	4	2	1	0	29	.207	2	1	0	0	0
Kirkland, Joe	6.92	1	0	8	0	0	0	0	0	13.0	16	11	10	9	9	3	1	0	48	.333	0	2	0	2	0
Spicer, Sean	7.84	0	2	18	1	0	0	0	0	20.2	29	25	18	14	16	3	0	1	90	.322	2	8	0	1	0
Totals	3.88	26	31	57	57	1	3	3	22	496.2	500	275	214	196	329	91	12	171909	.262	40	50	0	21	39	
Opponents	3.23	31	26	57	57	3	6	4	12	493.0	419	225	177	176	363	75	12	171803	.232	35	60	3	16	39	

PB - Team (14), Menard 12, Doe 2, Opp (8). Pickoffs - Team (7), Kuntz 3, Stone 1, Castano 1, Kirkland 1, Menard 1, Opp (9). SBA/ATT - Menard (38-44), Goodwin (17-19), Spicer (11-11), Castano (9-10), Lewis (5-7), Newman (4-7), Tolson (5-6), Ashby (5-5), McCormack (4-5), Stone (3-5), Kuntz (5-5), Michalec (2-4), Doe (3-4), Smith, R. (2-3), Kirkland (2-2), Ott (1-1).

2014 RESULTS

OVERALL: 26-31

HOME: 20-10

AWAY: 4-16

NEUTRAL: 2-5

BIG 12: 8-5

Date	Opponent	Result	Date	Opponent	Result	Date	Opponent	Result
Feb. 14	at No. 19 Arizona State	W, 9-7	March 23	No. 20 Oklahoma State*	L, 1-4	April 27	Kansas*	L, 5-8
Feb. 15	at No. 19 Arizona State	L, 4-7	March 25	at UT Arlington	L, 3-14	April 29	Sam Houston State	L, 2-4
Feb. 16	at No. 19 Arizona State	L, 12-1	March 28	at West Virginia* (2)	L, 7-8 (12)	April 30	Texas A&M - Corpus Christi	W, 8-4
Feb. 18	UT Arlington	W, 5-2	March 29	at West Virginia* (2)	Cancelled	May 2	at Oklahoma*	W, 3-2
Feb. 21	Austin Peay	W, 5-2	March 30	at West Virginia* (2)	L, 1-4	May 3	at Oklahoma*	L, 7-13
Feb. 22	Austin Peay	W, 15-1	April 1	Incarnate Word	W, 5-2	May 4	at Oklahoma*	W, 10-5
Feb. 23	Austin Peay	W, 12-1	April 2	Incarnate Word	W, 4-3	May 13	UT San Antonio	W, 5-3
March 1	vs. California (I)	L, 5-8	April 4	at No. 8 Texas*	L, 4-5	May 15	No. 9 TCU*	W, 6-3
March 2	vs. UNC Wilmington (I)	L, 3-5	April 5	at No. 8 Texas*	L, 3-6	May 16	No. 9 TCU*	L, 0-5
March 2	at San Diego	L, 0-8	April 6	at No. 8 Texas*	L, 0-4	May 17	No. 9 TCU*	L, 1-7
March 3	vs. California (I)	L, 3-5	April 8	at Sam Houston State	L, 3-4	May 21	vs. No. 12 TCU*	L, 5-8
March 5	Lamar	W, 3-2	April 11	at Dallas Baptist	L, 8-12	May 22	vs. No. 21 Kansas*	W, 4-3
March 7	No. 3 Cal State Fullerton	L, 0-11	April 12	Dallas Baptist	L, 3-6	May 23	vs. West Virginia*	W, 9-4
March 8	No. 3 Cal State Fullerton	W, 1-0	April 13	Dallas Baptist	W, 7-4	May 24	vs. No. 12 TCU*	L, 1-4
March 9	No. 3 Cal State Fullerton	W, 5-4	April 15	Texas Southern	W, 1-0			
March 11	at Houston	L, 2-7	April 17	at Kansas State*	L, 2-8			
March 14	No. 23 Texas Tech*	W, 1-0	April 18	at Kansas State*	L, 4-6			
March 15	No. 23 Texas Tech*	W, 2-1	April 19	at Kansas State*	W, 3-1			
March 16	No. 23 Texas Tech*	L, 1-7	April 22	Texas State	W, 4-3			
March 18	Houston Baptist	W, 9-3	April 23	at Texas State	L, 0-2			
March 21	No. 20 Oklahoma State*	W, 4-1	April 25	Kansas*	L, 0-1			
March 22	No. 20 Oklahoma State*	W, 4-1	April 26	Kansas*	L, 2-10			

I - Played at USD's Fowler Park, San Diego, Calif.; 2 - Played at Appalachian Power Park, Charleston, W. Va.; *Big 12 Conference game; ^Big 12 Championship

QUICK FACTS

Location..... Lawrence, Kan.
 Founded..... 1866
 Enrollment..... 27,784
 Nickname..... Jayhawks
 Colors..... Crimson & Blue
 Chancellor..... Dr. Bernadette Gray-Little
 Director of Athletics..... Dr. Sheahon Zenger
 Faculty Athletics Representative.. Susan Stagg-Williams
 Senior Woman Administrator..... Debbie Van Saun
 Baseball Contact..... D.J. Haurin
 Office..... 785/864-3575
 Cell..... 785/312-2836
 Email..... dhaurin@ku.edu
 Press Box Phone..... 785/864-4037
 Website..... kuathletics.com
 Twitter..... @KUbaseball
 Stadium..... Hoglund Ballpark
 Capacity..... 2,500
 Dimensions..... LF, RF -330; CF-400
 Surface..... AstroTurf
 2014 Finish..... 35-26/15-9 (3rd)
 Lettermen Returning/Lost..... 18/11
 Position Starters Returning/Lost..... 6/3
 Pitchers Returning/Lost..... 8/5
 Newcomers..... 11
 Top Returners..... RHP Drew Morovick (10-4, 5.00 ERA)
 RHP Stephen Villines (2-2, 1.50 ERA, 8 SV, 48 IP)
 C Michael Tinsley (.361, .459 SLG)
 All-Time Record..... 1,812-1,717-17
 All-Time Big 12 Record..... 172-311-1
 Big 12 Regular Season Titles..... None
 Big 12 Championship Titles..... 1 (2006)
 Big 12 Championship Record..... 9-15
 NCAA Appearances..... 5 (2014)
 All-Time NCAA Tournament Record..... 9-11
 Super Regional Appearances..... None
 Super Regional Record..... 0-0
 College World Series Appearances..... 1 (1993)
 College World Series Record..... 0-2
 College World Series Titles..... None




D.J. HAURIN
 MEDIA RELATIONS CONTACT

Year-by-Year Records in the Big 12

Year	Overall			Big 12		
	W	L	T	W	L	T
1997	31	25	0	12	18	0
1998	22	29	0	7	20	0
1999	14	40	0	4	26	0
2000	25	30	0	10	20	0
2001	26	30	0	7	23	0
2002	22	29	0	5	21	0
2003	35	28	0	9	18	0
2004	31	31	1	7	19	0
2005	36	28	0	11	15	0
2006	43	25	0	13	14	0
2007	28	30	0	9	17	0
2008	30	27	0	9	18	0
2009	39	24	0	15	12	0
2010	31	27	1	11	15	1
2011	26	30	0	9	18	0
2012	24	34	0	7	16	0
2013	34	25	0	12	12	0
2014	35	26	0	15	9	0
TOTAL	532	518	2	172	311	1

HOGLUND BALLPARK



2015 SCHEDULE

Date		Opponent	Time
Feb. 13	at	LSU	7:00 p.m.
Feb. 14	at	LSU	2:00 p.m.
Feb. 15	at	LSU	1:00 p.m.
Feb. 19	vs.	Washington (1)	2:00 p.m.
Feb. 20	vs.	Utah (1)	5:30 p.m.
Feb. 21	vs.	Washington State (2)	5:30 p.m.
Feb. 22	vs.	Oregon State (2)	Noon
Feb. 26	vs.	Chicago State (3)	1:00 p.m.
Feb. 27	vs.	North Dakota State (3)	9:30 a.m.
Feb. 28	vs.	Northeastern (3)	9:30 a.m.
March 1	vs.	Boston College (3)	9:00 a.m.
March 3	at	Grand Canyon	8:00 p.m.
March 4	at	Grand Canyon	3:30 p.m.
March 6		Utah	3:00 p.m.
March 7		Utah	2:00 p.m.
March 8		Utah	1:00 p.m.
March 10		Central Michigan	3:00 p.m.
March 13		Michigan	3:00 p.m.
March 14		Michigan	2:00 p.m.
March 15		Michigan	1:00 p.m.
March 20		Iowa	6:00 p.m.
March 21		Iowa	2:00 p.m.
March 22		Iowa	1:00 p.m.
March 24	at	Missouri State	6:30 p.m.
March 27	at	Texas Tech*	6:30 p.m.
March 28	at	Texas Tech*	2:00 p.m.
March 29	at	Texas Tech*	1:00 p.m.
April 1	at	Wichita State	6:30 p.m.
April 2	at	Oklahoma*	6:00 p.m.
April 3	at	Oklahoma*	6:00 p.m.
April 4	at	Oklahoma*	2:00 p.m.
April 7		New Mexico	6:00 p.m.
April 8		New Mexico	3:00 p.m.
April 10		Oklahoma State*	6:00 p.m.
April 11		Oklahoma State*	2:00 p.m.
April 12		Oklahoma State*	1:00 p.m.
April 15		Missouri State	6:00 p.m.
April 17		Texas*	6:00 p.m.
April 18		Texas*	2:00 p.m.
April 19		Texas*	1:00 p.m.
April 21		Wichita State	6:00 p.m.
April 24	at	West Virginia*	5:00 p.m.
April 25	at	West Virginia*	3:00 p.m.
April 26	at	West Virginia*	Noon
April 29		Arkansas-Pine Bluff	6:00 p.m.
May 1		Baylor*	6:00 p.m.
May 2		Baylor*	2:00 p.m.
May 3		Baylor*	1:00 p.m.
May 5	at	Northwestern	3:00 p.m.
May 6	at	Northwestern	3:00 p.m.
May 8	at	TCU*	6:30 p.m.
May 9	at	TCU*	4:00 p.m.
May 10	at	TCU*	1:00 p.m.
May 15		Kansas State*	6:00 p.m.
May 16		Kansas State*	2:00 p.m.
May 17		Kansas State*	2:00 p.m.

1 - Big 12/Pac-12 Challenge, Mesa, Ariz.; 2 - Big 12/Pac-12 Challenge, Surprise, Ariz.; 3 - Snowbird Classic - Port Charlotte, Fla.; *Big 12 Conference Game

NUMERICAL ROSTER

1	Joven Afenir	OF
3	Dakota Smith	OF
4	Owen Taylor	INF
5	Matt McLaughlin	INF
7	Connor McKay	OF
8	TJ Martin	C
9	Blair Beck	OF/INF
10	Jon Hander	RHP
11	Tanner Gragg	C
12	Ryan Ralston	RHP
14	Joe Moroney	OF
15	Tommy Mirabelli	INF
17	Brandon Johnson	RHP
19	Casey Douglas	RHP
20	Justin Protacio	INF
21	Sean Rackoski	RHP
22	Ben Krauth	LHP
23	Ryan Pidhaichuk	INF
24	Colby Wright	INF
25	Jacob Boylan	INF
26	Tyler Davis	RHP
27	Colin Toalson	RHP
29	Sam Gilbert	RHP
30	MJ Farthing	OF
32	Ryan Jackson	LHP
33	Marcus Wheeler	INF
34	Michael Tinsley	C
35	John Remick	C
38	Hayden Edwards	RHP
39	Joe Luvisi	OF
40	Stephen Villines	RHP
42	Drew Morovick	RHP
44	Blake Weiman	LHP
46	Jeremy Kravetz	LHP
48	Steve Goldstein	OF

ALPHABETICAL ROSTER

NO.	NAME	POS.	B/T	HT.	WT.	CL.	HOMETOWN/PREVIOUS SCHOOL
1	Joven Afenir	OF	L/R	5-11	165	So.	Murrieta, Calif./Vista Murrieta
9	Blair Beck	OF/INF	R/R	6-0	185	Sr.	Midland, Texas/Midland JC
25	Jacob Boylan	INF	L/R	6-2	190	Jr.	Lee's Summit, Mo./Raymore-Peculiar
26	Tyler Davis	RHP	R/R	6-1	185	So.	Springville, Calif./Porterville
19	Casey Douglas	RHP	R/R	6-5	195	Fr.	Los Altos, Calif./St. Francis
38	Hayden Edwards	RHP	R/R	6-8	190	Jr.	Overland Park, Kan./Blue Valley
30	MJ Farthing	OF	L/R	6-1	190	So.	Reno, Nev./Manogue
29	Sam Gilbert	RHP	R/R	6-0	170	Jr.	Pittsburg, Kan./Fort Scott CC
48	Steve Goldstein	OF	L/L	6-1	220	Jr.	East Meadow, N.Y./Stony Brook
11	Tanner Gragg	C	R/R	6-1	195	Fr.	Overland Park, Kan./Blue Valley West
10	Jon Hander	RHP	R/R	6-2	180	So.	Sioux Falls, S.D./Washington
32	Ryan Jackson	LHP	L/L	6-3	195	Fr.	Las Vegas, Nev./Green Valley
17	Brandon Johnson	RHP	R/R	6-4	230	Fr.	Las Vegas, Nev./Faith Lutheran
22	Ben Krauth	LHP	L/L	6-0	180	Jr.	Concord, Calif./Diablo Valley College
46	Jeremy Kravetz	LHP	L/L	6-2	185	So.	Chicago, Ill./Mt. Carmel
39	Joe Luvisi	OF	R/R	5-11	190	Sr.	Scottsdale, Ariz./Notre Dame Prep
8	TJ Martin	C	R/R	6-0	210	Fr.	Overland Park, Kan./Blue Valley Southwest
7	Connor McKay	OF	R/R	6-3	210	Sr.	Parker, Colo./Regis Jesuit
5	Matt McLaughlin	INF	R/R	6-1	180	Fr.	San Jose, Calif./Leland
15	Tommy Mirabelli	INF	L/R	5-7	155	Jr.	Rocky River, Ohio/St. Edward
14	Joe Moroney	OF	R/R	5-8	170	Jr.	Pleasanton, Calif./Amador Valley
42	Drew Morovick	RHP	R/R	6-5	250	Sr.	Hemet, Calif./Tahquitz
23	Ryan Pidhaichuk	INF	L/R	6-1	215	Jr.	Richmond, British Columbia/Hugh Boyd
20	Justin Protacio	INF	L/R	5-6	170	Sr.	Pearl City, Hawaii/Mid Pacific Institute
21	Sean Rackoski	RHP	R/R	6-7	210	So.	Chandler, Ariz./Hamilton
12	Ryan Ralston	RHP	R/R	6-4	225	Fr.	Overland Park, Kan./Blue Valley West
35	John Remick	C	R/R	6-2	190	So.	San Diego, Calif./Torrey Pines
3	Dakota Smith	OF	R/R	5-11	185	Sr.	Leavenworth, Kan./Lansing
4	Owen Taylor	INF	R/R	6-3	205	Fr.	Grand Junction, Colo./Grand Junction
34	Michael Tinsley	C	L/R	6-0	190	So.	Menlo Park, Calif./Junipero Serra
27	Colin Toalson	RHP	R/R	6-3	180	Sr.	Lawrence, Kan./Free State
40	Stephen Villines	RHP	R/R	6-2	165	So.	Lake Forest, Calif./El Toro
44	Blake Weiman	LHP	R/L	6-4	185	Fr.	Wheat Ridge, Colo./Columbine
33	Marcus Wheeler	INF	R/R	6-0	220	So.	Phoenix, Ariz./Thunderbird
24	Colby Wright	INF	R/R	6-1	200	Jr.	Castro Valley, Calif./Castro Valley

KANSAS HEAD COACHES



RITCH PRICE
HEAD COACH

BASEBALL STAFF

Head Coach: Ritch Price
Williamette, 1978

Record at KU: 392-335-2 (13th season)
Overall Record: 609-555-3 (21st season)

Assoc. Head Coach: Ryan Graves
Oklahoma State, 1996

Asst. Coach: Ritchie Price
Kansas, 2006

Coach	Years	Seasons	Overall			Conference				
			W	L	T	Pct.	W	L	T	Pct.
Unknown	1880, 82, 84-94, 96	13	47	25	3	.647	--	--	--	--
J.R. Snyder	1898	1	4	2	0	.667	--	--	--	--
Frank Jewett	1899	1	10	4	0	.714	--	--	--	--
Clyde Nichols	1900	1	18	7	0	.720	--	--	--	--
Ulysses Plank	1902-04	3	26	13	0	.667	--	--	--	--
Arthur Relihan	1905	1	10	5	0	.667	--	--	--	--
Dick Kaufman	1906-08	3	55	28	1	.661	--	--	--	--
Mills Ebright	1909	1	8	12	0	.400	--	--	--	--
Arthur Sherwin	1910-12	3	33	18	0	.647	--	--	--	--
Leonard Frank	1913	1	10	4	0	.714	--	--	--	--
Leon McCarty	1914-17, 20	5	37	21	1	.636	--	--	--	--
Jay Bond	1918-19	2	5	9	0	.357	--	--	--	--
Adrian Lindsay	1921	1	13	2	0	.867	--	--	--	--
George Clark	1922-25	4	35	27	1	.560	31	25	1	.553
John Bunn	1926-30	5	38	45	0	.458	33	39	0	.458
T.C. Bishop	1931	1	6	8	0	.429	4	8	0	.333
Wayne Culp	1932	1	5	13	0	.278	5	9	0	.357
F.Kappelman/O. Nesmith	1937	1	3	10	2	.267	3	9	2	.333
Ralph Conger	1938-39	2	11	19	0	.367	8	17	0	.320
Mike Getto	1940	1	3	12	0	.200	2	12	0	.143
F.C. Allen	1941-42	2	6	15	0	.286	5	14	0	.263
Elmer Schaake	1944	1	0	5	0	.000	0	2	0	.000
Red Dugan	1946	1	4	6	0	.400	4	6	0	.400
Vic Bradford	1947	1	4	9	0	.308	4	9	0	.308
Russ Sehon	1948	1	7	12	0	.368	5	10	0	.333
William Hogan	1949-50	2	24	19	0	.558	19	15	0	.559
Hubert Ulrich	1951-53	3	23	25	0	.479	17	23	0	.425
Floyd Temple	1954-81	28	438	397	5	.524	207	277	0	.428
Marty Pattin	1982-87	6	122	172	2	.416	38	91	0	.295
Dave Bingham	1988-95	8	249	225	0	.525	85	113	0	.429
Bobby Randall	1996-2002	7	166	213	0	.438	56	145	0	.279
Ritch Price	2003-present	12	392	335	2	.528	127	183	1	.410
TOTAL		124	1812	1717	17	.513	653	1007	4	.393



2014 STATISTICS

(All games sorted by batting average)

Table with 23 columns: Player, AVG, GP, GS, AB, R, H, 2B, 3B, HR, RBI, TBSLG%, BB, HBP, SO, GDP, OB%, SF, SH, SB, ATT, PO, A, E, FLD%. Rows include players like Smith, Dakota; Suiter, Michael; and Totals/Opponents.

LOB - Team (513), Opp (440). DPs turned - Team (49), Opp (50). CI - Team (1), Eldredge, K. I. IBB - Team (1), Eldredge, K. I, Opp (4). Picked off - Suiter, M. 2, Tharp, T. I, Smith, D. I, Eldredge, K. I, Protacio, J. I, McKay, C. I.

(All games Sorted by earned run average)

Table with 23 columns: Player, ERA, W, L, APP, GS, CG, SHO, CBO, SV, IP, H, R, ER, BB, SO, 2B, 3B, HR, AB, B/Avg, WP, HBP, BK, SFA, SHA. Rows include players like Duncan, Frank; Kahana, Robert; and Totals/Opponents.

PB - Team (12), Eldredge, K. I, Opp (13). Pickoffs - Team (14), Morovick, D. 5, Eldredge, K. 3, Duncan, F. 2, Kahana, R. 2, Villines, S. I, Benjamin, W. I, Opp (7). SBA/ATT - Eldredge, K. (42-62), Duncan, F. (12-15), Piche', J. (11-15), Tinsley, M. (14-14), Kahana, R. (7-11), Morovick, D. (7-11), Villines, S. (5-10), Hander, J. (3-7), Smith, D. (5-5), Benjamin, W. (4-5), Rappaport (2-2).

2014 RESULTS

OVERALL: 35-26

HOME: 12-8

AWAY: 11-14

NEUTRAL: 12-4

BIG 12: 15-9

Table with 3 columns: Date, Opponent, Result. Lists games from Feb 14 to March 22.

Table with 3 columns: Date, Opponent, Result. Lists games from March 23 to April 26.

Table with 3 columns: Date, Opponent, Result. Lists games from April 27 to June 8.

I - Played at Peoria Sports Complex, Peoria, Ariz.; 2 - Snowbird Classic, Port Charlotte, Fla.; 3 - QuikTrip Park, Grand Prairie, Texas; 4 - Millard Management Classic, Lawrence, Kan.; 5 - NCAA Regionals, Louisville, Ky.; *Big 12 Conference Game; ^Big 12 Championship

QUICK FACTS

Location..... Manhattan, Kan.
 Founded..... 1863
 Enrollment..... 24,766
 Nickname..... Wildcats
 Colors..... Purple & White
 President..... Dr. Kirk Schulz
 Director of Athletics..... John Currie
 Faculty Athletics Representative..... Dr. Be Stoney
 Senior Woman Administrator..... Jill Shields
 Baseball Contact..... Chris Kutz
 Office..... 785/532-7976
 Cell..... 785/307-5931
 Email..... ckutz@kstatesports.com
 Press Box Phone..... 785/532-5801
 Website..... kstatesports.com
 Twitter..... @kstatesports/@kstate_gameday
 Stadium..... Tointon Family Stadium
 Capacity..... 2,331
 Dimensions..... LF-340;CF- 400; RF-325
 Surface..... AstroTurf Gameday Grass 3D60
 2014 Finish..... 25-30/5-19 (9th)
 Lettermen Returning/Lost..... 14/19
 Position Starters Returning/Lost..... 3/5
 Pitchers Returning/Lost..... 6/10
 Newcomers..... 24
 Top Returners....OF Max Brown (.330, .429 OBP, 14 RBI)
INF Shane Conlon (.296, .367 OBP, 29 RBI)
RHP Levi MaVorhis (6-7, 3.95 ERA, 48 Ks)
 All-Time Record..... 1,730-1,716-10
 All-Time Big 12 Record..... 172-305-3
 Big 12 Regular Season Titles..... 1 (2013)
 Big 12 Championship Titles..... None
 Big 12 Championship Record..... 13-14
 NCAA Appearances..... 4 (2013)
 All-Time NCAA Tournament Record..... 7-8
 Super Regional Appearances..... 1 (2013)
 Super Regional Record..... 1-2
 College World Series Appearances..... None
 College World Series Record..... 0-0
 College World Series Titles..... None



CHRIS KUTZ
 MEDIA RELATIONS CONTACT

Year-by-Year Records in the Big 12

Year	Overall			Big 12		
	W	L	T	W	L	T
1997	32	24	0	10	20	0
1998	20	32	0	9	19	0
1999	26	29	0	11	18	0
2000	19	32	0	5	24	0
2001	25	28	0	10	17	0
2002	30	25	0	13	13	0
2003	15	37	0	5	22	0
2004	26	30	0	4	23	0
2005	30	25	0	8	19	0
2006	31	20	2	8	17	2
2007	34	24	0	10	16	0
2008	29	29	0	11	16	0
2009	43	18	1	14	11	1
2010	37	22	0	14	12	0
2011	36	25	0	12	14	0
2012	27	31	0	7	17	0
2013	45	19	0	16	8	0
2014	25	30	0	5	19	0
TOTAL	530	480	3	172	305	3

2015 SCHEDULE

Date	Opponent	Time (CT)
Feb. 13	vs. Iowa (1)	2:00 p.m.
Feb. 14	vs. Pittsburgh (1)	10:00 a.m.
Feb. 14	vs. George Mason (1)	2:00 p.m.
Feb. 15	vs. Saint Louis (1)	9:00 a.m.
Feb. 19	vs. Utah (2)	5:30 p.m.
Feb. 20	vs. Oregon State (2)	2:00 p.m.
Feb. 21	vs. Washington (3)	5:30 p.m.
Feb. 22	vs. Washington State (3)	Noon
Feb. 27	Eastern Illinois	3:00 p.m.
Feb. 28	Eastern Illinois	2:00 p.m.
March 1	Eastern Illinois	1:00 p.m.
March 6	Santa Clara	3:00 p.m.
March 7	Santa Clara	2:00 p.m.
March 8	Santa Clara	1:00 p.m.
March 10	Creighton	6:30 p.m.
March 11	Creighton	3:00 p.m.
March 13	Missouri State	6:30 p.m.
March 14	Missouri State	2:00 p.m.
March 15	Missouri State	1:00 p.m.
March 17	at Stephen F. Austin	6:30 p.m.
March 18	at Stephen F. Austin	6:30 p.m.
March 20	at Texas*	6:00 p.m.
March 21	at Texas*	2:00 p.m.
March 22	at Texas*	1:00 p.m.
March 25	Nebraska-Omaha	6:30 p.m.
March 27	at Oklahoma State*	7:00 p.m.
March 28	at Oklahoma State*	3:00 p.m.
March 29	at Oklahoma State*	1:00 p.m.
April 2	West Virginia*	6:30 p.m.
April 3	West Virginia*	6:30 p.m.
April 4	West Virginia*	2:00 p.m.
April 7	Nebraska	6:30 p.m.
April 8	at Nebraska-Omaha	6:35 p.m.
April 10	TCU*	6:30 p.m.
April 11	TCU*	2:00 p.m.
April 12	TCU*	Noon
April 14	Wichita State	6:30 p.m.
April 17	Texas Tech*	6:30 p.m.
April 18	Texas Tech*	2:00 p.m.
April 19	Texas Tech*	1:00 p.m.
April 21	at Nebraska	6:35 p.m.
April 24	at Baylor*	6:30 p.m.
April 25	at Baylor*	3:00 p.m.
April 26	at Baylor*	2:00 p.m.
April 28	at Minnesota	6:35 p.m.
April 29	at Minnesota	1:00 p.m.
May 1	Arkansas State	6:30 p.m.
May 2	Arkansas State	2:00 p.m.
May 3	Arkansas State	1:00 p.m.
May 5	at Wichita State	6:30 p.m.
May 8	Oklahoma*	6:30 p.m.
May 9	Oklahoma*	2:00 p.m.
May 10	Oklahoma*	1:00 p.m.
May 15	at Kansas*	6:00 p.m.
May 16	at Kansas*	6:00 p.m.
May 17	at Kansas*	2:00 p.m.

TOINTON FAMILY STADIUM



1 - Snowbird Challenge, Port Charlotte, Fla.; 2 - Big 12/Pac-12 Challenge, Surprise, Ariz.; 3 - Big 12/Pac-12 Challenge, Mesa, Ariz.; *Big 12 Conference Game



NUMERICAL ROSTER

Table with 3 columns: Player Number, Name, and Position. Lists 45 players including Jake Wodtke, Dalon Farkas, Trae Patterson, Clayton Dalrymple, Carter Yagi, Tyler Wolfe, Steve Serratone, Danny Krause, Alex Bee, Keith Browning, Ethan Klosterboer, Colton Kalmus, Shane Conlon, Max Brown, Tyler Moore, Brian O'Bannon, Lucas Benenati, Bryce Ward, Sam Chadick, Blake McFadden, Nate Griep, Tyler Anderson, Cole DuPont, Mark Biesma, Levi MaVorhis, Jordan Floyd, Brooks DeBord, Kyle Halbohn, Dominic Thornton, Brandon Courville, Corey Fischer, Brandon Erickson, Matt Nerz, Mitch Plassmeyer, Jackson Douglas, and Nate Williams.

ALPHABETICAL ROSTER

Table with 10 columns: NO., NAME, POS., B/T, HT., WT., CL., and HOMETOWN/PREVIOUS SCHOOL. Lists 45 players alphabetically by name, including Taylor Anderson, Lucas Benenati, Alex Bee, Mark Biesma, Max Brown, Keith Browning, Sam Chadick, Shane Conlon, Brandon Courville, Clayton Dalrymple, Brooks DeBord, Jackson Douglas, Cole DuPont, Brandon Erickson, Dalon Farkas, Corey Fischer, Jordan Floyd, Nate Griep, Kyle Halbohn, Colton Kalmus, Ethan Klosterboer, Danny Krause, Levi MaVorhis, Blake McFadden, Tyler Moore, Matt Nerz, Steve Serratone, Dominic Thornton, Nate Williams, Jake Wodtke, Tyler Wolfe, Carter Yagi, and Bryce Ward.



BRAD HILL HEAD COACH

BASEBALL STAFF

Head Coach: Brad Hill Emporia State, 1985
Record at KSU: 363-273-3 (12th season)
Overall Record: 781-364-3 (21st season)
Hitting Coach: Andy Sawyers Nebraska, 1998
Pitching Coach: Josh Reynolds Kansas State, 2006

KANSAS STATE COACHING RECORDS

Table with 11 columns: Coach, Years, Seasons, Overall (W, L, T, Pct.), and Conference (W, L, T, Pct.). Lists coaching records for H.W. Wagner, Unknown, Mike Ahearn, Unknown, Guy Lowman, Unknown, Z.G. Clevenger, E.C. Curtiss, Charles Coursaut, Wes Fry, H. Myers/D. Russell, Owen Cochrane, Lud Fiser, Fritz Knorr, Ray Wauthier, Bob Brasher, Phil Wilson, Dave Baker, Bill Hickey, Gary Vaught, Mike Clark, and Brad Hill.

2014 STATISTICS

(All games sorted by batting average)

Player	AVG	GP	GS	AB	R	H	2B	3B	HR	RBI	TBSLG%	BB	HBP	SO	GDP	OB%	SF	SH	SB	ATT	PO	A	E	FLD%
Santigate, RJ	.335	53	53	197	34	66	6	1	0	27	74 .376	26	3	31	5	.415	3	1	15	17	63	89	12	.927
Kivett, Ross	.333	55	55	210	49	70	13	1	4	33	97 .462	35	8	25	3	.443	2	4	21	22	155	50	5	.976
Fisher, Austin	.300	55	55	207	36	62	7	1	2	34	77 .372	25	11	30	4	.394	6	0	6	8	87	165	14	.947
Conlon, Shane	.296	50	50	189	38	56	8	2	1	29	71 .376	14	11	21	4	.367	7	4	8	12	406	25	5	.989
Meyer, Mitch	.264	51	45	148	19	39	8	1	3	26	58 .392	18	3	39	3	.351	2	0	3	4	76	4	5	.941
DeVinny, Tanner	.257	46	35	140	17	36	6	1	3	31	53 .379	19	7	35	5	.369	2	0	2	2	17	1	0	1.000
DeBord, Blair	.238	45	43	151	18	36	5	0	1	18	44 .291	11	9	29	3	.326	1	2	2	3	204	49	4	.984
Brown, Max	.330	43	25	94	18	31	5	2	1	14	43 .457	14	3	27	2	.429	1	4	9	9	68	2	1	.986
Stover, Tyler	.291	33	23	79	12	23	5	1	0	12	30 .380	10	3	12	2	.387	1	1	1	1	52	4	2	.966
Yagi, Carter	.261	43	32	115	24	30	7	0	0	16	37 .322	11	2	4	1	.323	5	4	6	8	65	64	5	.963
Bee, Alex	.250	16	12	40	7	10	2	0	0	10	12 .300	11	4	8	1	.455	0	0	3	4	47	10	0	1.000
Miles, Lance	.247	31	19	73	7	18	3	0	0	13	21 .288	4	1	11	1	.291	1	6	2	4	39	58	7	.933
Dalrymple, Clayton	.241	46	34	108	21	26	4	0	0	13	30 .278	21	6	19	2	.390	1	3	10	11	93	4	2	.980
Anderson, Taylor	.212	26	7	33	10	7	1	0	0	5	8 .242	7	8	13	1	.449	1	1	1	1	14	2	2	.889
DeBord, Brooks	.200	5	0	5	2	1	1	0	0	3	2 .400	1	0	1	0	.333	0	0	0	0	0	0	0	.000
Speer, Kyle	.179	30	7	39	6	7	1	1	0	4	10 .256	9	0	12	1	.327	1	1	0	0	19	1	0	1.000
Totals	.283	55	55	1828	318	518	82	11	15	288	667 .365	236	79	317	38	.383	34	31	89	106	1424	601	76	.964
Opponents	.293	55	55	1885	303	553	97	13	36	276	784 .416	177	36	264	34	.361	21	36	62	82	1431	594	66	.968

LOB - Team (459), Opp (430). DPs turned - Team (41), Opp (46). CI - Team (2), DeBord, Bl. 2. IBB - Team (7), Conlon, S. 2, Kivett, R. 2, Fisher, A. 1, Meyer, M. 1, Stover, T. 1, Opp (12). Picked off - Meyer, M. 2, Santigate, R. 1, Fisher, A. 1, DeBord, Bl. 1, Miles, L. 1, Brown, M. 1, Conlon, S. 1.

(All games sorted by earned run average)

Player	ERA	W	L	APP	GS	CG	SHO	CBO	SV	IP	H	R	ER	BB	SO	2B	3B	HR	AB	B/Avg	WP	HBP	BK	SFA	SHA
MaVorhis, Levi	3.95	6	7	15	13	2	2	0	0	84.1	86	44	37	14	48	16	1	4	332	.259	2	1	4	1	5
Moore, Jared	4.33	5	3	18	10	0	0	0	0	68.2	81	44	33	21	46	17	0	3	276	.293	3	3	1	4	9
Griep, Nate	4.66	3	7	15	10	1	1	0	0	63.2	68	36	33	25	32	8	2	7	238	.286	4	7	0	5	7
Stover, Tyler	0.00	0	0	1	0	0	0	1	0	1.0	1	0	0	1	0	0	0	4	.250	1	0	0	0	0	
Roblez, Jon	1.69	0	0	9	0	0	0	0	0	10.2	7	2	2	9	0	0	0	1	36	.194	1	1	0	0	0
Landon, Ethan	3.26	0	0	24	0	0	0	2	1	30.1	29	14	11	7	10	7	1	4	113	.257	1	2	0	2	2
Fromson, Jake	3.47	2	1	23	2	0	0	2	0	46.2	50	20	18	13	23	8	3	2	176	.284	0	2	1	4	5
Kalmus, Colton	4.30	3	1	10	5	0	0	1	0	23.0	24	17	11	11	14	2	2	2	91	.264	3	3	0	1	2
Moore, Jared	4.33	5	3	18	10	0	0	0	0	68.2	81	44	33	21	46	17	0	3	276	.293	3	3	1	4	9
Griep, Nate	4.66	3	7	15	10	1	1	0	0	63.2	68	36	33	25	32	8	2	7	238	.286	4	7	0	5	7
Whaley, Jake	5.11	1	2	14	0	0	0	2	1	12.1	12	9	7	9	16	2	1	0	48	.250	0	2	1	0	2
Busch, Landon	6.18	2	2	16	7	1	0	2	0	43.2	60	33	30	15	30	10	1	3	187	.321	6	2	3	2	3
Witcig, Jordan	6.85	1	1	12	3	0	0	1	0	23.2	34	20	18	13	10	8	0	2	98	.347	4	2	0	1	0
Floyd, Jordan	7.65	0	1	18	2	0	0	2	0	20.0	26	18	17	16	5	4	0	1	79	.329	0	3	0	0	0
Matthys, Jake	8.07	2	5	20	3	0	0	2	3	35.2	55	36	32	16	25	11	1	5	159	.346	4	5	0	0	1
Wilks, Braxton	8.18	0	0	7	0	0	0	0	0	11.0	20	10	10	7	5	4	1	2	48	.417	0	3	0	1	0
Totals	4.91	25	30	55	55	4	6	3	5	474.2	553	303	259	177	264	97	13	36	1885	.293	29	36	10	21	36
Opponents	5.09	30	25	55	55	3	4	2	10	477.0	518	318	270	236	317	82	11	15	1828	.283	24	79	6	34	31

PB - Team (6), DeBord, Bl. 5, Bee, A. 1, Opp (11). Pickoffs - Team (9), DeBord, Bl. 4, Griep, N. 3, Moore, J. 1, Wilks, B. 1, Opp (8). SBA/ATT - DeBord, Bl. (49-62), Bee, A. (13-17), MaVorhis, L. (12-17), Witcig, J. (8-9), Griep, N. (3-8), Roblez, J. (6-7), Fromson, J. (6-7), Busch, L. (6-7), Kalmus, C. (4-5), Landon, E. (5-5), Floyd, J. (1-4), Wilks, B. (3-4), Moore, J. (3-4), Matthys, J. (4-4), Whaley, J. (1-1).

2014 RESULTS

OVERALL: 25-30

HOME: 16-9

AWAY: 6-19

NEUTRAL: 3-2

BIG 12: 5-19

Date	Opponent	Result	Date	Opponent	Result	Date	Opponent	Result
Feb. 14	at Cal Poly	L, 0-3	March 26	Nebraska	W, 12-6	May 4	at No. 13 TCU*	L, 7-21 (7)
Feb. 15	at Cal Poly	L, 2-5	March 28	at Creighton	L, 3-4	May 6	at Wichita State	W, 10-4
Feb. 16	at Cal Poly	L, 1-10	March 29	at Creighton	W, 8-5	May 9	No. 7 Oklahoma State*	L, 0-8
Feb. 18	at San Francisco	L, 6-7	March 30	at Creighton	W, 8-2	May 10	No. 7 Oklahoma State*	L, 4-6
Feb. 20	vs. Portland (I)	L, 2-5	April 1	at Nebraska-Omaha	L, 5-6 (10)	May 11	No. 7 Oklahoma State*	L, 5-17 (7)
Feb. 21	at Saint Mary's (I)	W, 9-4	April 4	Kansas*	W, 10-0	May 16	No. 19 Texas*	L, 0-12
Feb. 22	vs. UC Davis (I)	L, 5-10	April 5	Kansas*	L, 3-6	May 17	No. 19 Texas*	W, 5-4
Feb. 23	at Saint Mary's (I)	L, 3-7	April 6	Kansas*	L, 1-2	May 18	No. 19 Texas*	L, 8-9 (10)
Feb. 28	vs. Grand Canyon	W, 9-4	April 8	Wichita State	W, 3-2			
March 1	vs. Grand Canyon	W, 11-1	April 9	at Nebraska	W, 10-6			
March 2	vs. Missouri State	W, 8-3	April 11	at Texas Tech*	L, 3-4			
March 7	Iowa	W, 3-2	April 12	at Texas Tech*	L, 4-7			
March 8	Iowa	W, 5-2	April 13	at Texas Tech*	L, 7-11			
March 9	Iowa	W, 12-8	April 15	at Nebraska	L, 5-14			
March 12	Nebraska-Omaha	W, 6-5	April 17	Baylor*	W, 8-2			
March 14	Northern Colorado	W, 10-0	April 18	Baylor*	W, 6-4			
March 15	Northern Colorado	W, 24-3	April 19	Baylor*	L, 1-3			
March 15	Northern Colorado	W, 11-0	April 21	Bakersfield	L, 2-5			
March 18	Air Force	W, 17-2	April 22	Bakersfield	W, 13-0			
March 19	Air Force	W, 4-0	April 25	at West Virginia*	L, 1-10			
March 21	at Oklahoma*	L, 4-11	April 26	at West Virginia*	L, 5-6			
March 22	at Oklahoma*	L, 2-11	April 27	at West Virginia*	L, 1-6			
March 23	at Oklahoma*	W, 5-0	May 2	at No. 13 TCU*	L, 0-5			
March 25	Nebraska-Omaha	Cancelled	May 3	at No. 13 TCU*	L, 1-3			

I - Gael Invitational at Louis Guisto Field in Moraga, Calif.; *Big 12 Conference game


QUICK FACTS

Location..... Norman, Okla.
 Founded..... 1890
 Enrollment..... 30,813
 Nickname..... Sooners
 Colors.....Crimson & Cream
 President.....David L. Boren
 VP/Director of Athletics..... Joe Castiglione
 Faculty Athletics Representative..... Kelly Dampousse
 Senior Woman Administrator..... Nicki Moore
 Baseball Contact.....Brendan Flynn
 Office.....405/325-6449
 Cell..... 405/596-9264
 Email..... brendan.flynn@ou.edu
 Press Box Phone.....405/325-8363
 Website..... SoonerSports.com
 Twitter.....@OU_Baseball
 Stadium..... L. Dale Mitchell Park
 Capacity..... 3,180
 Dimensions..... LF-335; CF-411; RF-335
 Surface.....Grass
 2014 Finish..... 29-29/8-16 (8th)
 Lettermen Returning/Lost.....18/10
 Position Starters Returning/Lost..... 6/3
 Pitchers Returning/Lost..... 9/5
 Newcomers.....14
 Top Returners..... OF Craig Aikin (.326, 7 2B, 25 RBI)
 INF Sheldon Neuse (.304, 17 2B, 47 RBI)
 RHP Corey Copping (2-2, 3.53 ERA, 51 IP)
 All-Time Record..... 2,442-1,393-11
 All-Time Big 12 Record..... 255-227-2
 Big 12 Regular Season Titles..... None
 Big 12 Championship Titles..... 2 (1997, 2013)
 Big 12 Championship Record..... 32-29
 NCAA Appearances.....36 (2013)
 All-Time NCAA Tournament Record..... 83-72
 Super Regional Appearances..... 4 (2013)
 Super Regional Record.....3-7
 College World Series Appearances..... 10 (2010)
 College World Series Record.....15-16
 College World Series Titles..... 2 (1951, 94)


BRENDAN FLYNN
 MEDIA RELATIONS CONTACT

Year-by-Year Records in the Big 12

Year	Overall			Big 12		
	W	L	T	W	L	T
1997	39	20	0	18	11	0
1998	42	20	0	17	11	0
1999	30	29	0	12	18	0
2000	41	23	0	20	10	0
2001	25	33	1	13	16	1
2002	35	27	0	15	12	0
2003	23	31	0	10	17	0
2004	38	24	0	19	8	0
2005	35	26	0	14	13	0
2006	45	22	0	17	10	0
2007	34	24	0	11	16	0
2008	36	26	1	9	17	1
2009	43	20	0	17	10	0
2010	50	18	0	15	10	0
2011	41	19	0	14	11	0
2012	42	25	0	13	10	0
2013	43	21	0	13	11	0
2014	29	29	0	8	16	0
TOTAL	671	437	2	255	227	2

L. DALE MITCHELL PARK

2015 SCHEDULE

Date	Opponent	Time (CT)
Feb. 13	Notre Dame	5:00 p.m.
Feb. 14	SIU-Edwardsville	1:00 p.m.
Feb. 14	Notre Dame	5:00 p.m.
Feb. 15	Notre Dame	Noon
Feb. 15	SIU-Edwardsville	4:00 p.m.
Feb. 18	at Arizona State	7:30 p.m.
Feb. 19	vs. Washington State (1)	5:30 p.m.
Feb. 20	vs. Washington (1)	2:00 p.m.
Feb. 21	vs. Oregon State (2)	2:00 p.m.
Feb. 22	vs. Utah (3)	1:00 p.m.
Feb. 24	at Dallas Baptist	6:30 p.m.
Feb. 26	BYU	6:00 p.m.
Feb. 27	BYU	1:00 p.m.
Feb. 27	BYU	5:00 p.m.
Feb. 28	BYU	1:00 p.m.
March 3	Arkansas-Little Rock	6:00 p.m.
March 6	Purdue	6:00 p.m.
March 7	Purdue	2:00 p.m.
March 8	Purdue	1:00 p.m.
March 10	Oral Roberts	6:00 p.m.
March 12	at Hawai'i	12:35 a.m.
March 13	at Hawai'i	12:35 a.m.
March 14	at Hawai'i	12:35 a.m.
March 15	at Hawai'i	7:05 p.m.
March 20	Texas Tech*	6:00 p.m.
March 21	Texas Tech*	2:00 p.m.
March 22	Texas Tech*	1:00 p.m.
March 24	at TCU	6:30 p.m.
March 27	at Baylor*	6:30 p.m.
March 28	at Baylor*	3:00 p.m.
March 29	at Baylor*	3:00 p.m.
March 31	Central Arkansas	6:00 p.m.
April 2	Kansas*	6:00 p.m.
April 3	Kansas*	2:00 p.m.
April 4	Kansas*	1:00 p.m.
April 7	at Oklahoma State	6:00 p.m.
April 10	at Texas*	7:30 p.m.
April 11	at Texas*	6:30 p.m.
April 12	at Texas*	2:30 p.m.
April 14	Dallas Baptist	6:00 p.m.
April 17	at West Virginia*	5:00 p.m.
April 18	at West Virginia*	3:00 p.m.
April 19	at West Virginia*	Noon
April 21	Alcorn State	6:00 p.m.
April 22	Alcorn State	6:00 p.m.
April 24	Sam Houston State	6:00 p.m.
April 25	Sam Houston State	2:00 p.m.
April 26	Sam Houston State	1:00 p.m.
April 28	at Wichita State	6:30 p.m.
May 1	vs. Oklahoma State* (4)	7:00 p.m.
May 2	vs. Oklahoma State* (5)	7:00 p.m.
May 3	vs. Oklahoma State* (5)	4:00 p.m.
May 8	at Kansas State*	6:30 p.m.
May 9	at Kansas State*	2:00 p.m.
May 10	at Kansas State*	1:00 p.m.
May 12	Stephen F. Austin	6:00 p.m.
May 14	TCU*	6:00 p.m.
May 15	TCU*	6:00 p.m.
May 16	TCU*	2:00 p.m.

1 - Big 12/Pac-12 Challenge, Tempe, Ariz.; 2 - Big 12/Pac-12 Challenge, Mesa, Ariz.; 3 - Big 12/Pac-12 Challenge, Surprise, Ariz.; 4 - ONEOK Field, Tulsa, Okla.; 5 - Chickasaw Bricktown Ballpark, Oklahoma City; *Big 12 Conference Game

NUMERICAL ROSTER

2	Joshua Ake	INF
3	Craig Aikin	OF
4	Hunter Haley	OF
5	Kyle Mendenhall	INF
6	Chandler Wagoner	C
7	Alex Wise	INF/OF
8	Cameron Frazier	INF/OF
9	Anthony Hermelyn	C
11	Jacob Evans	LHP
12	Kealon Hernandez	RHP
13	Thomas McIlraith	RHP
15	Blake Rogers	RHP
16	Tyler Coolbaugh	INF
18	Troy Chezem	LHP
20	Cody Thomas	OF
21	Taylor Alspaugh	OF
22	Sheldon Neuse	INF
23	Kolbey Carpenter	INF
24	Hayden Jones	LHP
25	Corey Copping	RHP
26	Cole Stevens	RHP
27	Robert Tasin	RHP
28	Shawn Hunter	LHP
29	Quin Walbergh	INF
31	Kenny Saenz	LHP
32	Ralph Garza, Jr.	RHP
33	Jake Elliott	RHP
34	Adam Choplick	LHP
35	Alec Hansen	RHP
37	Jacob Leal	C
38	Chad Nelson	RHP
39	Chris Shaw	C
40	Jeffrey Curran	LHP
42	Brock Barger	RHP
44	Austin O'Brien	INF

ALPHABETICAL ROSTER

NO.	NAME	POS.	B/T	HT.	WT.	CL.	HOMETOWN/PREVIOUS SCHOOL
3	Craig Aikin	OF	L/R	5-10	170	Jr.	Coppell, Texas/Coppell
2	Joshua Ake	INF	R/R	5-II	175	Sr.	Readington, N.J./Hunterdon Central
21	Taylor Alspaugh	OF	L/L	6-0	175	Sr.	Broken Arrow, Okla./Baylor
42	Brock Barger	RHP	R/R	6-6	245	Fr.	San Angelo, Texas/Central
23	Kolbey Carpenter	INF	R/R	6-0	175	Jr.	Waco, Texas/West
18	Troy Chezem	LHP	L/L	6-3	220	Fr.	Allen, Texas/Allen
34	Adam Choplick	LHP	L/L	6-8	261	Jr.	Denton, Texas/Billy Ryan
16	Tyler Coolbaugh	INF	S/R	5-10	175	So.	Colleyville, Texas/Grapevine
25	Corey Copping	RHP	R/R	6-1	175	Jr.	Temple City, Calif./Temple City
40	Jeffrey Curran	LHP	L/L	6-3	165	Sr.	Long Beach, Calif./St. Anthony
33	Jake Elliott	RHP	R/R	6-7	220	So.	Coppell, Texas/Coppell
11	Jacob Evans	LHP	L/L	6-2	205	Jr.	Broken Arrow, Okla./Broken Arrow
8	Cameron Frazier	INF/OF	R/R	5-10	175	Fr.	Boulder, Colo./Fairview
32	Ralph Garza, Jr.	RHP	R/R	6-3	185	Jr.	New Braunfels, Texas/New Braunfels
4	Hunter Haley	OF	L/R	5-10	175	Jr.	Nacogdoches, Texas/Central Heights
35	Alec Hansen	RHP	R/R	6-7	235	So.	Loveland, Colo./Loveland
9	Anthony Hermelyn	C	R/R	6-1	200	Jr.	McKinney, Texas/McKinney North
12	Keaton Hernandez	RHP	R/R	6-0	220	Jr.	Palm Springs, Calif./Northeastern Oklahoma
28	Shawn Hunter	LHP	L/L	5-II	170	Jr.	Fort Supply, Okla./NOC-Enid/Seminole State
24	Hayden Jones	LHP	L/L	6-1	190	So.	Houston, Texas/Langham Creek
37	Jacob Leal	C	R/R	5-7	180	So.	Grapevine, Texas/Howard College
13	Thomas McIlraith	RHP	R/R	6-4	200	Jr.	Amarillo, Texas/Midland College
5	Kyle Mendenhall	INF	R/R	6-1	172	Fr.	Carlsbad, Calif./Carlsbad
39	Chad Nelson	RHP	R/R	5-II	190	So.	Edmond, Okla./Heritage
22	Sheldon Neuse	INF/RHP	R/R	6-0	195	So.	Fort Worth, Texas/Keller Fossil Ridge
44	Austin O'Brien	INF	R/R	6-3	200	So.	Owasso, Okla./Owasso
15	Blake Rogers	RHP	R/R	6-2	195	Jr.	Lewisville, Texas/Lyon College/Cisco College
31	Kenny Saenz	LHP	L/L	5-8	165	Fr.	Corpus Christi, Texas/Moody
39	Chris Shaw	C	R/R	6-1	205	Jr.	Winnipeg, Man./Midland College
26	Cole Stevens	RHP	R/R	6-6	215	Jr.	Blanchard, Okla./Blanchard
27	Robert Tasin	RHP	R/R	6-1	190	Sr.	Klein, Texas/Howard College
20	Cody Thomas	OF	L/R	6-5	215	So.	Colleyville, Texas/Heritage
6	Chandler Wagoner	C	R/R	5-II	195	Fr.	Temecula, Calif./Great Oaks
29	Quin Walbergh	INF	R/R	5-II	165	Fr.	Edmond, Okla./Edmond Santa Fe
7	Alex Wise	INF/OF	R/R	5-II	195	Jr.	Neosho, Mo./Northeastern Oklahoma



PETE HUGHES
HEAD COACH

BASEBALL STAFF

Head Coach: Pete Hughes
Davidson, 1990
Record at OU: 29-29 (Second season)
Overall Record: 553-414-2 (19th season)

Asst. Coach: Jamie Pinzino
Tufts, 1997
Asst. Coach: Mike Anderson
Northern Colorado, 1990

OKLAHOMA COACHING RECORDS

Coach	Years	Seasons	Overall				Conference			
			W	L	T	Pct.	W	L	T	Pct.
Unknown	1898-1905	5	33	12	2	.440	--	--	--	--
Bennie Owen	1906-22	17	142	102	4	.581	--	--	--	--
Bill Owen	1923-26	4	42	13	0	.764	18	5	0	.783
Lawrence Haskell	1927-41	16	176	74	2	.702	89	29	1	.752
Jack Baer	1942-67	26	281	250	0	.529	192	136	0	.585
Enos Semore	1968-89	22	851	370	1	.697	297	129	0	.697
Stan Meek	1990	1	31	26	0	.544	9	15	0	.375
Larry Cochell	1991-2005	15	511	336	1	.601	223	163	1	.578
Sunny Golloway	2005-2012	9	346	181	1	.656	116	97	1	.544
Pete Hughes	2013-	1	29	29	0	.500	8	16	0	.333
TOTAL		116	2442	1393	11	.636	952	590	3	.617



2014 STATISTICS

(All games sorted by batting average)

Table with 25 columns: Player, AVG, GP, GS, AB, R, H, 2B, 3B, HR, RBI, TB, SLG%, BB, HBP, SO, GDP, OB%, SF, SH, SB, ATT, PO, A, E, FLD%. Rows include James, Mac; Aiikin, Craig; Neuse, Sheldon; Haley, Hunter; Hermelyn, Anthony; Buentello, Niko; Lorenzana, Hector; Alspaugh, Taylor; Carpenter, Kolbey; O'Brien, Austin; Bickerstaff, Colt; Neal, Dylan; Ballard, Keach; Ake, Joshua; Thomas, Cody; Coolbaugh, Tyler; Totals; Opponents.

LOB - Team (461), Opp (499). DPs turned - Team (44), Opp (72). IBB - Team (5), James, M. 2, Neuse, S. 1, Haley, H. 1, Buentello, N 1, Opp (9). Picked off - Carpenter 1, Alspaugh, T. 1.

(All games Sorted by earned run average)

Table with 25 columns: Player, ERA, W, L, APP, GS, CG, SHO, CBO, SV, IP, H, R, ER, BB, SO, 2B, 3B, HR, AB/Bvg, WP, HBP, BK, SFA, SHA. Rows include Jones, Hayden; Curran, Jeffrey; Neuse, Sheldon; Hayes, Kyle; Buchmann, Connor; Copping, Corey; Elliott, Jake; Krittenbrink, Drew; Ladd, Kindle; Hansen, Alec; Tasin, Robert; Choplick, Adam; Evans, Jacob; Garza, Jr., Ralph; Rodriguez, Octavio; Gibson, Tyler; Totals; Opponents.

PB - Team (17), Hermelyn, A. 12, James, M. 4, Neal, D. 1, Opp (17). Pickoffs - Team (13), James, M. 4, Garza, Jr. 3, Elliott, J. 2, Hermelyn, A. 1, Evans, J. 1, Choplick, A. 1, Ladd, K. 1, Opp (2). SBA/ATT - James, M. (20-31), Hermelyn, A. (18-29), Choplick, A. (10-14), Evans, J. (6-9), Tasin, R. (6-9), Copping, C. (3-8), Elliott, J. (5-8), Neal, D. (6-7), Krittenbrink (5-5), Ladd, K. (4-5), Hayes, K. (2-4), Buchmann, C. (1-3), Garza, Jr. (2-2), Hansen, A. (0-1).

2014 RESULTS

OVERALL: 29-29

HOME: 19-15

AWAY: 4-8

NEUTRAL: 6-6

BIG 12: 8-16

Table with 3 columns: Date, Opponent, Result. Rows list game dates from Feb. 14 to March 19, including opponents like Seton Hall, Arkansas Pine Bluff, Central Florida (I), Ohio State (I), Manhattan (2), Santa Clara (2), Arizona State (2), Gonzaga (2), Abilene Christian, Rutgers, UT Arlington (3), Belmont, and Arkansas Little Rock.

I - UCF Tournament; Orlando, Fla.; 2 - Surprise, Ariz.; 3 - Ballpark at Arlington, Arlington, Texas; 4 - Chickasaw Bricktown Ballpark in Oklahoma City; 5 - ONEOK Field in Tulsa, Okla.; *Big 12 Conference game; ^Big 12 Championship

QUICK FACTS

Location..... Stillwater, Okla.
 Founded..... 1890
 Enrollment..... 37,232
 Nickname..... Cowboys
 Colors..... Orange & Black
 President..... Burns Hargis
 V.P. for Athletic Programs..... Mike Holder
 Faculty Athletics Representative..... Meredith Hamilton
 Senior Woman Administrator..... Joel Atkins
 Baseball Contact..... Wade McWhorter
 Office..... 405/744-7853
 Cell..... 405/612-5240
 Email..... wade.mcwhorter@okstate.edu
 Press Box Phone..... 405/744-5757
 Website..... okstate.com
 Twitter..... @OSUBaseball
 Stadium..... Allie P. Reynolds Stadium
 Capacity..... 4,000
 Dimensions..... LF, RF -330; CF-398
 Surface..... Natural Grass
 2014 Finish..... 48-48/18-6 (1st)
 Lettermen Returning/Lost..... 21/11
 Position Starters Returning/Lost..... 5/4
 Pitchers Returning/Lost..... 12/3
 Newcomers..... 13
 Top Returners..... RHP Jon Perrin (8-5, 2.38, 102.0 IP)
 OF/C Gage Green (.310, 30 RBI, 20 SB)
 INF Donnie Walton (.310, 36 RBI)
 All-Time Record..... 2,475-1,246-4
 All-Time Big 12 Record..... 265-212
 Big 12 Regular Season Titles..... 1 (2014)
 Big 12 Championship Titles..... 1 (2004)
 Big 12 Championship Record..... 17-29
 NCAA Appearances..... 40 (2014)
 All-Time NCAA Tournament Record..... 139-87
 Super Regional Appearances..... 3 (2014)
 Super Regional Record..... 3-5
 College World Series Appearances..... 19 (1999)
 College World Series Record..... 38-36
 College World Series Titles..... 1 (1959)



WADE McWHORTER
 MEDIA RELATIONS CONTACT

Year-by-Year Records in the Big 12

Year	Overall		Big 12	
	W	L	W	L
1997	46	19	21	9
1998	40	21	15	12
1999	46	21	18	9
2000	36	22	14	13
2001	42	22	16	14
2002	37	21	13	13
2003	34	24	14	13
2004	38	24	15	11
2005	34	25	12	15
2006	41	20	18	9
2007	42	21	16	11
2008	44	18	18	9
2009	34	24	9	16
2010	29	26	8	19
2011	35	25	14	12
2012	32	25	13	11
2013	41	19	13	10
2014	48	18	18	6
TOTAL	699	395	265	212

ALLIE P. REYNOLDS STADIUM



2015 SCHEDULE

Date	Opponent	Time (CT)
Feb. 13	at Arizona State	7:30 p.m.
Feb. 14	at Arizona State	2:00 p.m.
Feb. 15	at Arizona State	1:30 p.m.
Feb. 19	vs. Oregon State (1)	1:00 p.m.
Feb. 20	vs. Washington State (1)	4:30 p.m.
Feb. 21	vs. Utah (2)	1:00 p.m.
Feb. 22	vs. Washington (3)	Noon
Feb. 25	Missouri State	4:00 p.m.
Feb. 27	Western Illinois	4:00 p.m.
Feb. 28	Western Illinois	1:00 p.m.
March 1	Western Illinois	1:00 p.m.
March 3	UNLV	4:00 p.m.
March 4	UNLV	4:00 p.m.
March 6	Illinois	4:00 p.m.
March 7	Illinois	3:00 p.m.
March 8	Illinois	1:00 p.m.
March 10	Alcorn State	4:00 p.m.
March 11	Alcorn State	4:00 p.m.
March 13	Grand Canyon	4:00 p.m.
March 14	Grand Canyon	3:00 p.m.
March 15	Grand Canyon	1:00 p.m.
March 17	Central Arkansas	6:00 p.m.
March 20	at TCU*	6:30 p.m.
March 21	at TCU*	2:00 p.m.
March 22	at TCU*	2:00 p.m.
March 24	Wichita State	6:00 p.m.
March 27	Kansas State*	7:00 p.m.
March 28	Kansas State*	3:00 p.m.
March 29	Kansas State*	1:00 p.m.
March 31	at Oral Roberts	6:30 p.m.
April 3	Texas*	7:00 p.m.
April 4	Texas*	6:30 p.m.
April 5	Texas*	1:00 p.m.
April 7	Oklahoma	6:00 p.m.
April 10	at Kansas*	6:00 p.m.
April 11	at Kansas*	2:00 p.m.
April 12	at Kansas*	1:00 p.m.
April 14	Oral Roberts	6:00 p.m.
April 17	Baylor*	7:00 p.m.
April 18	Baylor*	3:00 p.m.
April 19	Baylor*	1:00 p.m.
April 21	Dallas Baptist	6:00 p.m.
April 24	at Texas Tech*	6:30 p.m.
April 25	at Texas Tech*	2:00 p.m.
April 26	at Texas Tech*	2:00 p.m.
April 28	Arkansas - Little Rock	6:00 p.m.
May 1	vs. Oklahoma* (4)	7:00 p.m.
May 2	vs. Oklahoma* (5)	7:00 p.m.
May 3	vs. Oklahoma* (5)	4:00 p.m.
May 8	West Virginia*	7:00 p.m.
May 9	West Virginia*	3:00 p.m.
May 10	West Virginia*	1:00 p.m.
May 12	at Dallas Baptist	6:30 p.m.
May 14	Michigan	5:00 p.m.
May 15	Michigan	3:00 p.m.
May 16	Michigan	Noon

1 - Big 12/Pac-12 Challenge, Surprise, Ariz.; 2 - Big 12/Pac-12 Challenge, Mesa, Ariz.; 3 - Big 12/Pac-12 Challenge, Peoria, Ariz.; 4 - ONEOK Field, Tulsa, Okla.; 5 - Chickasaw Bricktown Ballpark, Oklahoma City; *Big 12 Conference Game



NUMERICAL ROSTER

2	Tim Arakawa	INF/OF
3	Garrett McCain	LHP/OF
4	Jacob Chappell	INF
5	Donnie Walton	INF
6	David Petrino	INF
8	Ryan Sluder	OF
12	Caleb Eldridge	IB/OF
13	Jon Littell	OF
14	Michael Mertz	RHP
15	Garrett Williams	LHP
16	Kevin Bradley	INF
17	Gage Green	OF/C
18	Hunter Hagler	INF
19	Carson Teel	LHP/OF
22	Dustin Williams	INF
23	Michael Freeman	LHP
24	Conor Costello	OF/RHP
25	Trey Cobb	RHP
27	Tyler Nurdin	LHP
28	Corey Hassel	OF
30	Remy Reed	RHP
31	Matt Wilson	LHP
33	Mason O'Brien	INF/OF
34	Bryan Case	C
35	Carson LaRue	RHP
37	Tyler Buffett	RHP
39	Alex Hackerott	LHP
42	Kyle Bagnell	LHP
43	Blake Battenfield	RHP
44	Andrew Rosa	INF
45	Thomas Hatch	RHP
46	Jon Perrin	RHP
55	Koda Glover	RHP
56	Michael Higgins	C

ALPHABETICAL ROSTER

NO.	NAME	POS.	B/T	HT.	WT.	CL.	HOMETOWN/PREVIOUS SCHOOL
2	Tim Arakawa	INF/OF	L/R	5-8	176	Sr.	Honolulu, Hawaii/Yavapai CC
42	Kyle Bagnell	LHP	L/L	6-2	207	Sr.	Polson, Mont./Polson
43	Blake Battenfield	RHP	R/R	6-3	191	So.	Claremore, Okla./Verdigris
16	Kevin Bradley	INF	S/R	6-2	200	So.	Pennington, N.J./Clemson/State College of Florida
37	Tyler Buffett	RHP	R/R	6-1	196	So.	Albuquerque, N.M./Albuquerque Academy
34	Bryan Case	C	R/R	6-3	200	Sr.	Winters, Calif./Cosumnes River JC
4	Jacob Chappell	INF	R/R	6-0	160	Fr.	Guthrie, Okla./Guthrie
25	Trey Cobb	RHP	R/R	6-1	190	So.	Broken Arrow, Okla./Broken Arrow
24	Conor Costello	RHP/OF	R/R	6-3	204	Jr.	Edmond, Okla./Arkansas
12	Caleb Eldridge	IB/OF	L/L	6-3	215	Fr.	Edmond, Okla./Deer Creek
23	Michael Freeman	LHP	R/L	6-8	235	Sr.	Broken Arrow, Okla./Eastern Oklahoma
55	Koda Glover	RHP	R/R	6-5	205	Jr.	Poteau, Okla./Eastern Oklahoma State
17	Gage Green	OF/C	L/R	5-10	193	Sr.	Wichita Falls, Texas/Rider
39	Alex Hackerott	LHP	L/L	6-1	193	Jr.	Sand Springs, Okla./Charles Page
18	Hunter Hagler	INF	R/R	6-2	190	Sr.	Carthage, Texas/Panola JC
28	Corey Hassel	OF/2B	R/R	5-10	175	Jr.	Stillwater, Okla./Stillwater
45	Thomas Hatch	RHP	R/R	6-0	191	So.	Tulsa, Okla./Jenks
56	Michael Higgins	C	R/R	6-4	210	Fr.	Stillwater, Okla./Stillwater
35	Carson LaRue	RHP	R/R	6-1	160	Fr.	Dewey, Okla./Dewey
13	Jon Littell	OF	R/R	6-4	195	Fr.	Stillwater, Okla./Stillwater
3	Garrett McCain	LHP/OF	R/L	6-0	185	Fr.	Wylie, Texas/Wylie East
14	Michael Mertz	RHP	R/R	6-2	215	Jr.	Pflugerville, Texas/Cisco College
27	Tyler Nurdin	LHP	R/L	6-3	208	Sr.	Fort Worth, Texas/Temple JC
33	Mason O'Brien	IB/OF	L/L	6-0	210	Fr.	Owasso, Okla./Owasso
46	Jon Perrin	RHP	R/R	6-4	213	Sr.	Olathe, Kan./Olathe East
6	David Petrino	INF	R/R	5-11	200	Jr.	Springdale, Ark./Central Arizona CC
30	Remy Reed	RHP	R/R	6-5	215	So.	Frisco, Texas/Navarro JC
44	Andrew Rosa	INF	R/R	6-1	177	So.	Owasso, Okla./Owasso
8	Ryan Sluder	OF	R/R	6-2	198	So.	Amarillo, Texas/Amarillo
19	Carson Teel	LHP/OF	L/L	6-0	160	Fr.	Stillwater, Okla./Stillwater
5	Donnie Walton	INF	S/R	5-10	174	Jr.	Tulsa, Okla./Bishop Kelley
22	Dustin Williams	IB/OF	L/R	6-2	222	So.	Weatherford, Texas/Weatherford
15	Garrett Williams	LHP/IB	L/L	6-1	199	So.	Lubbock, Texas/Calvary Baptist
31	Matt Wilson	LHP	L/L	6-4	214	So.	Dallas, Texas/Highland Park



JOSH HOLLIDAY
HEAD COACH

OKLAHOMA STATE HEAD COACHES

Coach	Years	Seasons	Overall				Conference			
			W	L	T	Pct.	W	L	T	Pct.
P.J. Davis	1909-15	9	54	40	1	.573	--	--	--	--
John G. Griffith	1916	1	5	9	0	.357	--	--	--	--
E.A. Pritchard	1917-18	2	3	13	0	.188	--	--	--	--
Randle Perude	1919	1	3	11	0	.214	--	--	--	--
"Hoot" Sackett	1920-21	2	14	19	0	.424	--	--	--	--
John F. Maulbetsch	1922-29	8	61	59	0	.508	--	--	--	--
George Rody	1930	1	9	3	0	.750	--	--	--	--
Albert A. Exendine	1932-33	2	19	13	0	.594	--	--	--	--
Henry Iba	1934-41	8	90	41	0	.687	--	--	--	--
Toby Greene	1942-43, 1946-64	21	318	132	0	.707	86	40	0	.694
Chet Bryan	1965-77	13	247	198	2	.555	130	84	0	.607
Gary Ward	1978-96	19	953	313	1	.752	308	110	0	.737
Tom Holiday	1997-2003	7	281	150	0	.652	111	83	0	.572
Frank Anderson	2004-2012	8	329	208	0	.613	123	113	0	.521
Josh Holliday	2013-	2	89	37	0	.706	31	16	0	.660
TOTAL		104	2475	1246	4	.665	841	464	0	.644

BASEBALL STAFF

Head Coach:	Josh Holliday
	Oklahoma State, 2004
Record at OSU:	89-37 (3rd season)
Overall Record:	89-37 (3rd season)
Asst. Coach:	Marty Lees
	Western Oregon, 1994
Asst. Coach:	Rob Walton



2014 STATISTICS

(All games sorted by batting average)

Player	AVG	GP	GS	AB	R	H	2B	3B	HR	RBI	TB	SLG%	BB	HBP	SO	GDP	OB%	SF	SH	SB	ATT	PO	A	E	FLD%
Green, Gage	.310	64	62	239	45	74	14	2	3	30	101	.423	20	15	44	1	.392	4	11	20	22	253	26	4	.986
Walton, Donnie	.310	66	66	252	45	78	15	0	3	36	102	.405	38	5	36	6	.407	2	22	7	10	88	199	17	.944
Fish, Zach	.308	63	62	240	41	74	17	0	11	48	124	.517	32	2	56	4	.390	3	0	4	5	69	3	1	.986
Krietemeier, Tanne	.275	65	65	262	48	72	13	2	10	52	119	.454	33	5	46	5	.364	2	4	5	6	535	21	3	.995
Arakawa, Tim	.265	66	66	230	43	61	6	1	4	44	81	.352	47	6	40	0	.399	3	8	15	17	125	203	15	.956
Costello, Conor	.240	59	52	192	28	46	10	0	9	27	83	.432	23	11	59	3	.349	3	2	4	6	86	0	2	.977
McConaughy, Craig	.300	64	53	160	22	48	6	0	1	23	57	.356	17	18	23	3	.426	0	9	5	7	37	86	8	.939
Sluder, Ryan	.284	35	14	67	11	19	1	0	0	7	20	.299	8	0	10	0	.360	0	2	1	3	26	1	1	.964
Saxon, Saulyer	.273	62	43	161	34	44	5	0	1	24	52	.323	35	8	39	2	.424	1	11	5	7	97	0	1	.990
Case, Bryan	.262	41	29	84	21	22	5	1	4	14	41	.488	12	7	22	1	.398	0	5	2	4	213	23	1	.996
Rosa, Andrew	.243	21	9	37	9	9	1	0	1	6	13	.351	6	0	11	0	.349	0	1	2	2	7	18	2	.926
Rojas, Robie	.235	20	12	34	6	8	0	1	0	4	10	.294	7	1	5	1	.381	0	2	0	0	76	17	2	.979
Hagler, Hunter	.227	14	4	22	4	5	0	0	1	3	8	.364	2	0	5	0	.292	0	0	0	0	3	7	1	.909
Cornell, Aaron	.227	41	19	75	16	17	1	0	1	8	21	.280	5	4	19	0	.295	4	7	2	3	24	2	2	.929
Williams, Garrett	.222	16	3	18	3	4	0	0	1	7	7	.389	7	0	9	0	.407	2	0	0	0	1	10	1	.917
Williams, Dustin	.216	45	23	102	20	22	1	4	3	21	40	.392	25	0	31	0	.367	1	0	2	2	99	1	0	1.000
Hassel, Corey	.172	53	4	29	2	5	1	0	0	5	6	.207	6	2	10	0	.342	1	4	2	4	27	1	1	.966
Cronenbold, Hayden	.000	3	0	3	0	0	0	0	0	0	0	.000	0	0	0	0	.000	0	0	0	0	1	4	0	1.000
Holliday, Heath	.000	4	0	2	0	0	0	0	0	0	0	.000	1	1	0	0	.500	0	0	0	0	0	0	0	.000
Buffett, Tyler	.000	1	1	0	0	0	0	0	0	0	0	.000	0	0	0	0	.000	0	0	0	0	2	5	1	.875
Brom, Blake	.000	6	0	0	2	0	0	0	0	0	0	.000	0	0	0	0	.000	0	0	0	0	0	0	0	.000
McCurry, Brendan	.000	1	0	0	0	0	0	0	0	0	0	.000	0	0	0	0	.000	0	0	0	0	3	11	0	1.000
Perrin, Jon	.000	7	7	0	0	0	0	0	0	0	0	.000	0	0	0	0	.000	0	0	0	0	4	28	2	.941
Totals	.275	66	66	2209	400	608	96	11	53	359	885	.401	324	85	465	26	.385	26	88	76	98	1791	740	72	.972
Opponents	.252	66	66	2247	275	566	76	7	16	243	704	.313	242	54	479	36	.337	18	56	50	77	1733	649	90	.964

LOB - Team (599), Opp (551). DPs turned - Team (48), Opp (44). TPs turned - Team (1). IBB - Team (13), Fish 4, Arakawa 2, Green 2, Saxon 1, Costello 1, Walton 1, McConaughy 1, Krietemeier 1, Opp (4). Picked off - Green 4, Williams, D. I, Hassel I, Krietemeier I, Walton I, McConaughy I, Fish I.

(Sorted by earned run average)

Player	ERA	W	L	APP	GS	CG	SHO	CBO	SV	IP	H	R	ER	BB	SO	2B	3B	HR	AB/Avg	WP	HBP	BK	SFA	SHA	
Wheeland, Vince	1.52	10	1	31	3	0	0	4	0	83.0	65	16	14	16	45	6	1	1	287	.226	5	10	3	4	8
Perrin, Jon	2.38	8	5	21	13	2	2	1	0	102.0	94	34	27	29	81	11	0	1	377	.249	6	9	1	2	13
McCurry, Brendan	0.38	5	0	35	0	0	0	3	19	47.1	29	2	2	8	54	4	0	0	163	.178	1	3	0	1	2
Battenfield, Blake	1.69	4	0	27	0	0	0	2	0	53.1	42	11	10	20	38	9	1	0	193	.218	5	1	0	0	3
Buffett, Tyler	2.95	2	1	14	10	0	0	1	0	55.0	52	21	18	24	36	5	1	1	209	.249	2	5	2	0	2
Hackerott, Alex	3.00	4	1	28	0	0	0	3	0	27.0	19	14	9	9	26	5	0	2	98	.194	0	2	0	1	2
Cobb, Trey	3.12	0	0	18	1	0	0	0	0	34.2	37	19	12	18	28	3	1	1	139	.266	0	3	1	0	4
Robinette, Mark	3.58	3	2	12	6	0	0	1	0	27.2	32	22	11	13	25	3	0	3	118	.271	3	4	0	2	1
Hatch, Thomas	5.28	2	2	13	9	0	0	1	0	46.0	50	33	27	19	36	10	3	1	175	.286	5	2	0	4	9
Williams, Garrett	5.40	4	1	18	7	0	0	2	2	41.2	39	34	25	31	50	3	0	2	156	.250	4	8	1	1	4
Freeman, Michael	6.28	2	1	10	1	0	0	0	0	14.1	16	12	10	9	17	3	0	0	60	.267	2	1	0	0	1
Costello, Conor	6.43	0	1	2	2	0	0	0	0	7.0	10	6	5	5	4	0	0	0	29	.345	0	2	0	0	0
Nurdin, Tyler	6.54	4	3	17	14	0	0	2	0	52.1	70	41	38	39	31	13	0	4	215	.326	3	1	1	2	7
Hassel, Corey	9.00	0	0	1	0	0	0	0	0	1.0	1	1	1	1	1	0	0	0	3	.333	0	0	0	1	0
Bagnell, Kyle	10.12	0	0	4	0	0	0	0	0	2.2	3	3	3	1	3	0	0	0	11	.273	0	2	0	0	0
Wilson, Matt	27.00	0	0	2	0	0	0	0	0	2.0	7	6	6	0	4	1	0	0	14	.500	1	1	0	0	0
Totals	3.29	48	18	66	66	2	7	5	21	597.0	566	275	218	242	479	76	7	162247	.252	37	54	9	18	56	
Opponents	5.16	18	48	66	66	4	4	2	10	577.2	608	400	331	324	465	96	11	532209	.275	49	85	12	26	88	

PB - Team (23), Rojas 8, Case 8, Green 7, Opp (15). Pickoffs - Team (9), Williams, G. 2, Perrin 2, Nurdin 2, McCurry 1, Hatch 1, Wheeland 1, Opp (11). SBA/ATT - Case (21-31), Green (18-23), Rojas (11-20), Perrin (7-11), Battenfield (4-9), Williams, G. (3-9), Cobb (7-8), Hackerott (6-7), Wheeland (4-7), Buffett (5-7), Robinette (4-5), Nurdin (3-4), Hatch (2-4), Costello (2-3), Freeman (2-2), McCurry (1-1).

2014 RESULTS

OVERALL: 48-18

HOME: 25-10

AWAY: 13-4

NEUTRAL: 10-4

BIG 12: 18-6

Date	Opponent	Result	Date	Opponent	Result	Date	Opponent	Result
Feb. 14	vs. Incarnate Word (I)	W, 10-5	March 29	TCU*	W, 2-1	May 17	vs. Oklahoma* (4)	L, 1-8
Feb. 15	vs. Stephen F. Austin (I)	W, 3-1	March 30	TCU*	W, 9-4	May 21	vs. Oklahoma^	W, 13-4
Feb. 16	at UT Arlington (I)	W, 4-3	April 1	at Oklahoma	W, 3-1	May 22	vs. No. 19 Texas^	L, 0-3
Feb. 18	Alcorn State	W, 17-4	April 4	No. 25 Texas Tech*	W, 3-1	May 23	vs. Oklahoma^	W, 11-8
Feb. 19	Alcorn State	W, 16-1	April 5	No. 25 Texas Tech*	L, 6-16	May 24	vs. No. 19 Texas^	W, 3-1
Feb. 21	Oakland	W, 3-2	April 6	No. 25 Texas Tech*	W, 8-3	May 24	vs. No. 19 Texas^	W, 6-4
Feb. 22	Oakland	W, 10-4	April 8	Arkansas Little Rock	W, 7-6	May 25	vs. No. 12 TCU^	L, 1-7
Feb. 22	Oakland	L, 7-10	April 11	at West Virginia*	W, 6-0	May 30	Binghamton (5)	W, 8-0
Feb. 23	Oakland	W, 11-1	April 12	at West Virginia*	W, 9-2	May 31	No. 22 Cal State Fullerton (5)	W, 13-7
Feb. 27	vs. Gonzaga (2)	W, 2-0	April 13	at West Virginia*	W, 7-4	June 1	No. 22 Cal State Fullerton (5)	W, 6-4
Feb. 28	vs. Manhattan (2)	W, 8-4	April 15	Oklahoma	L, 9-12 (18)	June 6	No. 14 UC Irvine (6)	L, 4-8
March 1	vs. Santa Clara (2)	Cancelled	April 18	Kansas*	W, 7-0	June 7	No. 14 UC Irvine (6)	L, 0-1
March 2	vs. Arizona State (2)	L, 1-6	April 19	Kansas*	W, 5-3			
March 5	Grambling State	Cancelled	April 20	Kansas*	W, 6-3			
March 7	No. 24 San Diego	W, 6-5	April 22					

QUICK FACTS

Location.....Fort Worth, Texas
 Founded.....1873
 Enrollment.....10,033
 Nickname.....Horned Frogs
 Colors.....Purple & White
 Chancellor.....Dr. Victor J. Boschini, Jr.
 Director of Intercollegiate Athletics.....Chris Del Conte
 Faculty Athletics Representative.....Dr. Rhonda Hatcher
 Senior Woman Administrator.....Kim Johnson
 Baseball Contact.....Brandie Davidson
 Office.....817/257-7479
 Cell.....817/343-2050
 Email.....b.i.davidson@tcu.edu
 Press Box Phone.....817/257-7966
 Website.....gofrogs.com
 Twitter.....@TCU_Baseball
 Stadium.....Lupton Stadium
 Capacity.....4,500
 Dimensions.....Lines-330; LC-375; CF-395; RC-370
 Surface.....Natural Grass
 2014 Finish.....48-18/17-7 (2nd)
 Lettermen Returning/Lost.....13/10
 Position Starters Returning/Lost.....4/5
 Pitchers Returning/Lost.....8/2
 Newcomers.....16
 Top Returners.....LHP Tyler Alexander (10-3, 2.36 ERA)
RHP Preston Morrison (9-4, 1.32 ERA, 129.2 IP)
RHP Riley Ferrell (0.79 ERA, 15 SV, 70 K)
 All-Time Record.....2,064-1,614-24
 All-Time Big 12 Record.....29-19
 Big 12 Regular Season Titles.....None
 Big 12 Championship Titles.....1 (2014)
 Big 12 Championship Record.....5-2
 NCAA Appearances.....12 (2014)
 All-Time NCAA Tournament Record.....30-27
 Super Regional Appearances.....4 (2014)
 Super Regional Record.....5-6
 College World Series Appearances.....2 (2014)
 College World Series Record.....4-4
 College World Series Titles.....None


BRANDIE DAVIDSON
 MEDIA RELATIONS CONTACT

Year-by-Year Records in the Big 12

Year	Overall		Big 12	
	W	L	W	L
2013	29	28	12	12
2014	48	18	17	7
TOTAL	77	46	29	19

LUPTON STADIUM

2015 SCHEDULE

Date	Opponent	Time (CT)
Feb. 13	Southern Illinois	6:30 p.m.
Feb. 14	Southern Illinois	2:00 p.m.
Feb. 15	Southern Illinois	1:00 p.m.
Feb. 17	UT Arlington	6:30 p.m.
Feb. 20	at Arizona State	7:30 p.m.
Feb. 21	at Arizona State	2:00 p.m.
Feb. 22	at Arizona State	1:30 p.m.
Feb. 24	Texas Southern	6:30 p.m.
Feb. 27	Cal Poly	6:30 p.m.
Feb. 28	Cal Poly	2:00 p.m.
March 1	Cal Poly	1:00 p.m.
March 3	Rice	6:30 p.m.
March 6	at USC (I)	8:00 p.m.
March 7	at UCLA (I)	8:00 p.m.
March 8	vs. Vanderbilt (I)	Noon
March 10	at Loyola-Marymount	8:00 p.m.
March 13	Baylor*	6:30 p.m.
March 14	Baylor*	2:00 p.m.
March 15	Baylor*	1:00 p.m.
March 17	UT Pan American	6:30 p.m.
March 18	UT Pan American	6:30 p.m.
March 20	Oklahoma State*	6:30 p.m.
March 21	Oklahoma State*	2:00 p.m.
March 22	Oklahoma State*	2:00 p.m.
March 24	Oklahoma	6:30 p.m.
March 27	Wichita State	6:30 p.m.
March 28	Wichita State	2:00 p.m.
March 29	Wichita State	1:00 p.m.
March 31	at UT Arlington	6:30 p.m.
April 3	at Texas Tech*	6:30 p.m.
April 4	at Texas Tech*	2:00 p.m.
April 5	at Texas Tech*	2:00 p.m.
April 7	Dallas Baptist	6:30 p.m.
April 10	at Kansas State*	6:30 p.m.
April 11	at Kansas State*	2:00 p.m.
April 12	at Kansas State*	Noon
April 14	at UT Arlington	6:30 p.m.
April 17	Santa Clara	6:30 p.m.
April 18	Santa Clara	4:00 p.m.
April 19	Santa Clara	1:00 p.m.
April 21	Incarnate Word	6:30 p.m.
April 24	Texas*	6:30 p.m.
April 25	Texas*	4:00 p.m.
April 26	Texas*	1:00 p.m.
April 28	at Dallas Baptist	6:30 p.m.
May 1	at West Virginia*	5:00 p.m.
May 2	at West Virginia*	3:00 p.m.
May 3	at West Virginia*	Noon
May 8	Kansas*	6:30 p.m.
May 9	Kansas*	4:00 p.m.
May 10	Kansas*	1:00 p.m.
May 12	Abilene Christian	6:30 p.m.
May 14	at Oklahoma*	6:00 p.m.
May 15	at Oklahoma*	6:00 p.m.
May 16	at Oklahoma*	2:00 p.m.

I - Dodgers Classic, Los Angeles, Calif.; * Big 12 Conference game

NUMERICAL ROSTER

1	Cody Jones	OF
3	Elliott Barzilli	INF
5	Derek Odell	INF
6	Nolan Brown	OF
7	Michael Landestoy	INF
8	Austen Wade	OF
9	Evan Skoug	C
10	Dane Steinhagen	OF
11	Travis Evans	LHP
12	Riley Ferrell	RHP
13	Tyler Alexander	LHP
16	Connor Wanhanen	OF
17	Ryan Burnett	LHP
18	Preston Morrison	RHP
19	Bradley Barnett	INF
20	Preston Guillory	RHP
21	Brian Trieglaff	RHP
23	Alex Young	LHP
24	Connor Beck	OF
26	Keaton Jones	INF
27	Evan Williams	OF
29	Connor Reich	RHP
32	Jeremie Fagnan	OF
33	Mitchell Traver	RHP
34	Garrett Crain	INF
35	Cullen Vaught	C/INF
36	Matt Myers	RHP
38	Zack Plunkett	C
40	Trey Teakell	RHP
41	Jared Janczak	RHP
42	Francisco De Jesus	IB
44	Brian Howard	RHP
47	Drew Gooch	LHP

ALPHABETICAL ROSTER

NO.	NAME	POS.	B/T	HT.	WT.	CL.	HOMETOWN/PREVIOUS SCHOOL
13	Tyler Alexander	LHP	L/L	6-3	180	So.	Southlake, Texas/Southlake Carroll
19	Bradley Barnett	INF	L/R	6-0	175	Fr.	Rockwall, Texas/Rockwall
3	Elliott Barzilli	INF	S/R	6-1	175	So.	Los Angeles, Calif./Georgia Tech
24	Connor Beck	OF	R/R	6-1	175	Fr.	Midland, Texas/Midland
6	Nolan Brown	OF	L/L	5-11	175	Jr.	Colleyville, Texas/Blinn College
17	Ryan Burnett	LHP	L/L	6-2	208	Fr.	The Woodlands, Texas/The Woodlands
34	Garrett Crain	INF	S/R	6-0	185	Jr.	Mustang, Okla./Rose State College
42	Francisco De Jesus	IB	L/L	6-1	215	Fr.	McKinney, Texas/McKinney Boyd
11	Travis Evans	LHP	L/L	6-1	175	Sr.	Round Rock, Texas/Round Rock
32	Jeremie Fagnan	OF	L/R	6-2	200	Sr.	Calgary, Alberta/Midland College
12	Riley Ferrell	RHP	R/R	6-1	200	Jr.	College Station, Texas/A&M Consolidated
47	Drew Gooch	LHP	L/L	5-10	195	Fr.	Argyle, Texas/Argyle
20	Preston Guillory	RHP	R/R	6-3	200	Jr.	Baton Rouge, La./Panola College
44	Brian Howard	RHP	R/R	6-9	185	So.	St. Louis, Mo./St. Louis University
41	Jared Janczak	RHP	R/R	6-1	205	Fr.	Belton, Texas/Belton
1	Cody Jones	OF	S/R	5-11	175	Sr.	Round Rock, Texas/Temple JC
26	Keaton Jones	INF	R/R	6-2	195	Sr.	Laguna Beach, Calif./Laguna Beach
7	Michael Landestoy	INF	R/R	6-3	195	Fr.	Santo Domingo, D.R./Saint George School
18	Preston Morrison	RHP	R/R	6-2	185	Sr.	Waxhaw, N.C./Cuthbertson
36	Matt Myers	RHP	R/R	6-1	195	Fr.	San Antonio, Texas/Churchill
5	Derek Odell	INF	L/R	6-1	185	Sr.	Canyon, Texas/Canyon
38	Zack Plunkett	C	R/R	6-2	205	Fr.	Hurst, Texas/L.D. Bell
29	Connor Reich	RHP	R/R	6-0	170	Fr.	Longview, Texas/Hallsville
9	Evan Skoug	C	L/R	5-11	200	Fr.	Libertyville, Ill./Libertyville
10	Dane Steinhagen	OF	R/R	6-1	190	Jr.	Beaumont, Texas/Howard College
40	Trey Teakell	RHP	R/R	6-5	170	Sr.	Weatherford, Texas/Weatherford
33	Mitchell Traver	RHP	R/R	6-7	255	So.	Navasota, Texas/Houston Christian
21	Brian Trieglaff	RHP	R/R	6-1	190	So.	Houston, Texas/Houston Christian
35	Cullen Vaught	C/INF	R/R	5-10	170	Fr.	Marble Falls, Texas/Marble Falls
8	Austen Wade	OF	L/L	6-1	185	Fr.	Midland, Texas/Midland
16	Connor Wanhanen	OF	L/R	6-2	175	Fr.	Flower Mound, Texas/Flower Mound
27	Evan Williams	OF	L/R	6-0	175	Jr.	McKinney, Texas/McLennan College
23	Alex Young	LHP	L/L	6-2	205	Jr.	Hawthorn Woods, Ill./Carmel Catholic



JIM SCHLOSSNAGLE
HEAD COACH

TCU HEAD COACHES

Coach	Years	Seasons	Overall			Pct.	Conference			Pct.
			W	L	T		W	L	T	
Unknown	1896	1	4	0	1	.900	--	--	--	--
Alexander Easley	1897	1	2	4	0	.333	--	--	--	--
Unknown	1898-1906	9	40	17	0	.714	--	--	--	--
Ellis Hardy	1907-10	4	57	18	4	.747	--	--	--	--
M. Baldwin	1911	1	8	6	0	.571	--	--	--	--
H.W. Lever	1912	1	13	13	0	.500	--	--	--	--
William Nance	1913, 21-25	6	86	28	3	.748	22	20	0	.524
F.M. Cahoon	1914, 19-20	3	27	11	2	.711	--	--	--	--
Fred Moore	1915	1	1	11	0	.083	--	--	--	--
E.Y. Freeland	1916	1	9	7	0	.563	--	--	--	--
Unknown	1917-18	2	15	8	0	.652	--	--	--	--
Dutch Meyer	1926-34, 45, 56-57	12	106	84	1	.558	92	75	1	.551
Raymond Wolf	1935-36	2	17	21	1	.447	12	14	0	.462
Howard Grubbs	1937-39	3	15	31	0	.326	14	31	0	.400
Walter Roach	1940-42, 46-55	13	96	167	2	.366	53	137	2	.281
Clyde McDowell	1958-61	4	27	54	2	.337	17	38	0	.309
Frank Windegger	1962-75	14	298	168	2	.637	136	104	0	.567
Roger Williams	1976	1	22	24	0	.478	8	15	0	.348
Willie Maxwell	1977-83	7	148	172	6	.464	49	103	2	.325
Bragg Stockton	1984-86	3	91	68	0	.572	20	43	0	.317
Lance Brown	1987-2003	17	517	481	0	.518	214	225	0	.487
Jim Schlossnagle	2004-present	11	465	221	0	.678	196	72	0	.731
TOTAL		117	2064	1614	24	.561	829	877	5	.486

BASEBALL STAFF

Head Coach:	Jim Schlossnagle Elon College, 1992
Record at TCU:	465-221 (12th season)
Overall Record:	542-268 (14th season)
Assoc. Coach:	Bill Mosiello Fresno State, 1986
Asst. Coach:	Kirk Saarloos Cal State Fullerton, 2001



2014 STATISTICS

(All games sorted by batting average)

Table with 25 columns: Player, AVG, GP, GS, AB, R, H, 2B, 3B, HR, RBI, TB, SLG%, BB, HBP, SO, GDP, OBP%, SF, SH, SB, ATT, PO, A, E, FLD%. Rows include Crain, Garrett; White, Boomer; Fitzgerald, Dylan; Cron, Kevin; Suiter, Jerrick; Bacak, Kyle; Jones, Keaton; Odell, Derek; Jones, Cody; Pennington, Walker; Delso, Dylan; Castellano, Connor; Fagnan, Jeremie; Garza, Eric; Fox, Will; Slanina, Ty; Foreman, Will; Totals; Opponents.

LOB - Team (572), Opp (443). DPs turned - Team (60), Opp (56). TPs turned - Team (0), Opp (1). CI - Team (0), Opp (1). IBB - Team (6), Cron 2, White 2, Delso 1, Fitzgerald 1, Opp (5). Picked off - Crain 5, Fitzgerald 3, Odell 2, White 2, Cron 2, Suiter 1, Jones 1, Jones, C. I, Fagnan 1.

(All games sorted by earned run average)

Table with 25 columns: Player, ERA, W, L, APP, GS, CG, SHO, CBO, SV, IP, H, R, ER, BB, SO, 2B, 3B, HR, AB/Avg, WP, HBP, BK, SFA, SHA. Rows include Morrison, Preston; Finnegan, Brandon; Alexander, Tyler; Kipper, Jordan; Burnett, Ryan; Ferrell, Riley; Teakell, Trey; Young, Alex; Howard, Brian; Evans, Travis; Trieglaff, Brian; Traver, Mitchell; Totals; Opponents.

PB - Team (8), Bacak 5, Delso 3, Opp (25). Pickoffs - Team (11), Bacak 4, Morrison 3, Alexander 2, Kipper 1, Finnegan 1, Opp (18). SBA/ATT - Bacak (22-36), Kipper (6-9), Delso (9-9), Morrison (6-9), Young (5-8), Alexander (4-6), Finnegan (3-6), Teakell (3-5), Trieglaff (2-2), Howard (2-2), Evans (0-1).

2014 RESULTS

OVERALL: 48-18

HOME: 26-8

AWAY: 12-6

NEUTRAL: 10-4

BIG 12: 17-7

Table with 3 columns: Date, Opponent, Result. Rows include Feb. 14 Jacksonville W, 5-0; Feb. 15 Jacksonville W, 5-1; Feb. 16 Jacksonville L, 0-2; Feb. 18 Northern Colorado W, 10-3; Feb. 21 vs. BYU (1) W, 10-0; Feb. 22 at Texas A&M Corpus Christi (1) W, 7-4; Feb. 23 vs. UT San Antonio (1) W, 5-1; Feb. 25 UT Arlington L, 2-10; Feb. 28 vs. Sam Houston State (2) L, 4-9; March 1 vs. No. 10 Rice (2) L, 0-1; March 2 vs. Houston (2) W, 2-1; March 4 Dallas Baptist W, 5-4 (15); March 7 Michigan State L, 1-2; March 8 Michigan State L, 1-4; March 9 Michigan State W, 6-2; March 11 at No. 15 Rice L, 0-5; March 14 Dartmouth W, 4-1; March 15 Dartmouth W, 5-1; March 16 Dartmouth W, 8-0; March 18 at Oklahoma L, 5-9; March 21 No. 25 Texas Tech* W, 9-0; March 22 No. 25 Texas Tech* L, 2-10; March 23 No. 25 Texas Tech* L, 2-12; March 25 UT Pan American W, 11-0; March 26 UT Pan American Cancelled; March 28 at No. 24 Oklahoma State* W, 3-1; March 29 at No. 24 Oklahoma State* L, 1-2.

Table with 3 columns: Date, Opponent, Result. Rows include March 30 at No. 24 Oklahoma State* L, 4-9; April 1 at UT Arlington W, 12-6; April 4 West Virginia* W, 4-3; April 5 West Virginia* W, 8-0; April 6 West Virginia* W, 3-1; April 8 at Dallas Baptist W, 7-1; April 11 at Kansas* W, 5-2; April 12 at Kansas* W, 3-1; April 13 at Kansas* L, 1-5; April 15 Houston Baptist W, 13-0; April 17 at No. 4 Texas* W, 3-0; April 18 at No. 4 Texas* W, 2-0; April 19 at No. 4 Texas* W, 3-1; April 22 No. 21 Texas Tech (3) W, 4-0; April 25 Cal State Northridge W, 6-2; April 26 Cal State Northridge W, 1-0; April 27 Cal State Northridge W, 3-0; April 29 at Stephen F. Austin W, 14-4; May 2 Kansas State* W, 5-0; May 3 Kansas State* W, 3-1; May 4 Kansas State* W, 21-7 (7); May 9 Oklahoma* W, 10-2; May 10 Oklahoma* L, 5-7 (11); May 11 Oklahoma* W, 9-1; May 13 UT Arlington Cancelled; May 15 at Baylor* L, 3-6.

Table with 3 columns: Date, Opponent, Result. Rows include May 16 at Baylor* W, 5-0; May 17 at Baylor* W, 7-1; May 21 vs. Baylor* W, 8-5; May 22 vs. West Virginia^ W, 6-2; May 24 vs. Baylor^ W, 4-1; May 25 vs. No. 7 Oklahoma State^ W, 7-1; May 30 Siena (4) W, 2-1 (11); May 31 No. 25 SHSU (4) W, 3-2 (22); June 1 No. 25 SHSU(4) W, 6-1; June 7 No. 11 Pepperdine (5) W, 3-2; June 8 No. 11 Pepperdine (5) L, 2-3; June 9 No. 11 Pepperdine (5) W, 6-5; June 15 vs. No. 7 Texas Tech (6) W, 3-2; June 17 vs. No. 1 Virginia (6) L, 2-3 (15); June 19 vs. No. 4 Mississippi (6) L, 4-6.

1 - Kleburg Bank College Classic, Corpus Christi, Texas; 2 - Houston College Classic, Houston, Texas; 3 - Crutcher Scott Field, Abilene, Texas; 4 - NCAA Regional, Fort Worth, Texas; 5 - NCAA Super Regional, Fort Worth, Texas; 6 - NCAA College World Series, Omaha, Neb. *Big 12 Conference game; ^Big 12 Championship

QUICK FACTS

Location.....Austin, Texas
 Founded.....1883
 Enrollment.....52,076
 Nickname.....Longhorns
 Colors.....Burnt Orange & White
 President.....William Powers, Jr.
 Director of Athletics.....Steve Patterson
 Faculty Athletics Representative.....Dr. Michael Clement
 Director of Women's Athletics and Men's & Women's Athletics External Services.....Chris Plonsky
 Baseball Contact.....Justin Moore
 Office.....512/232-9438
 Cell.....270/316-3748
 Email.....justin.moore@utexas.edu
 Twitter.....@Texas_Baseball
 Press Box Phone.....512/471-1146
 Website.....TexasSports.com
 Stadium.....UFCU Disch-Falk Field
 Capacity.....7,373
 Dimensions.....LF-340; CF-400; RF-325
 Surface.....FieldTurf
 2014 Finish.....46-21 (3rd)
 Lettermen Returning/Lost.....18/11
 Position Starters Returning/Lost.....7/1
 Pitchers Returning/Lost.....9/4
 Newcomers.....11
 Top Returners.....INF C.J Hinojosa (.298, 13 2B, 35 RBI)
C Tres Barrera (.261, 35 RBI, 5 HR, 13 2B)
RHP Parker French (7-5, 2.41 ERA, 104.2 IP)
 All-Time Record.....3,248-1,073-28
 All-Time Big 12 Record.....300-183-1
 Big 12 Regular Season Titles. 7 (02-04-06-07-09-10-11)
 Big 12 Championship Titles.....4 (02-03-08-09)
 Big 12 Championship Record.....30-26
 NCAA Appearances.....56 (2014)
 All-Time NCAA Tournament Record.....233-114
 Super Regional Appearances.....9 (2014)
 Super Regional Record.....17-6
 College World Series Appearances.....35 (2014)
 College World Series Record.....85-59
 College World Series Titles.....6
(1949-51-75-83-2002-05)



JUSTIN MOORE
 MEDIA RELATIONS CONTACT

Year-by-Year Records in the Big 12

Year	Overall			Big 12		
	W	L	T	W	L	T
1997	29	22	0	12	15	0
1998	23	32	1	11	18	0
1999	36	26	0	17	13	0
2000	46	21	0	19	10	0
2001	36	26	0	19	11	0
2002	57	15	0	19	8	0
2003	50	20	0	19	8	0
2004	58	15	0	19	7	0
2005	56	16	0	16	10	0
2006	41	21	0	19	7	0
2007	46	17	0	21	6	0
2008	39	22	0	15	12	0
2009	50	16	1	17	9	1
2010	50	13	0	24	3	0
2011	49	19	0	19	8	0
2012	30	22	0	14	10	0
2013	27	24	0	7	17	0
2014	46	21	0	13	11	0
TOTAL	769	368	2	300	183	1

UFCU DISCH-FALK FIELD



2015 SCHEDULE

Date		Opponent	Time (CT)
Feb. 13	at	Rice	1:00 p.m.
Feb. 14	at	Rice	Noon
Feb. 14	at	Rice	4:00 p.m.
Feb. 15	at	Rice	1:00 p.m.
Feb. 17		UT San Antonio	6:00 p.m.
Feb. 20		Minnesota	6:00 p.m.
Feb. 21		Minnesota	3:00 p.m.
Feb. 21		Minnesota	6:00 p.m.
Feb. 22		Minnesota	1:00 p.m.
Feb. 24		UT Pan American	6:00 p.m.
Feb. 27		San Diego	7:30 p.m.
Feb. 28		San Diego	6:30 p.m.
March 1		San Diego	1:00 p.m.
March 5	at	Stanford	8:00 p.m.
March 6	at	Stanford	8:00 p.m.
March 7	at	Stanford	4:00 p.m.
March 8	at	Stanford	3:00 p.m.
March 10		Incarnate Word	6:00 p.m.
March 13		West Virginia*	6:00 p.m.
March 14		West Virginia*	5:00 p.m.
March 15		West Virginia*	12:30 p.m.
March 17	at	UT Arlington	7:00 p.m.
March 20		Kansas State*	6:00 p.m.
March 21		Kansas State*	2:00 p.m.
March 22		Kansas State*	1:00 p.m.
March 24	at	Texas State	6:00 p.m.
March 27	at	Nebraska	6:35 p.m.
March 28	at	Nebraska	2:05 p.m.
March 29	at	Nebraska	12:05 p.m.
March 31		TAMU-Corpus Christi	6:00 p.m.
April 3	at	Oklahoma State*	7:00 p.m.
April 4	at	Oklahoma State*	6:30 p.m.
April 5	at	Oklahoma State*	1:00 p.m.
April 7		Wichita State	7:00 p.m.
April 10		Oklahoma*	7:00 p.m.
April 11		Oklahoma*	3:30 p.m.
April 12		Oklahoma*	2:30 p.m.
April 14		Sam Houston State	6:00 p.m.
April 17	at	Kansas*	6:00 p.m.
April 18	at	Kansas*	2:00 p.m.
April 19	at	Kansas*	1:00 p.m.
April 21		Texas State	6:00 p.m.
April 24	at	TCU*	6:30 p.m.
April 25	at	TCU*	4:00 p.m.
April 26	at	TCU*	1:00 p.m.
April 28		Prairie View A&M	6:00 p.m.
May 1		Texas Tech*	6:00 p.m.
May 2		Texas Tech*	2:00 p.m.
May 3		Texas Tech*	1:00 p.m.
May 5		Texas State	6:00 p.m.
May 16	at	Baylor*	3:00 p.m.
May 17	at	Baylor*	1:00 p.m.
May 17	at	Baylor*	5:00 p.m.

*Big 12 Conference Game



NUMERICAL ROSTER

Table with 3 columns: Player Number, Name, and Position. Lists 53 players including Tres Barrera, Kaleb Denny, Collin Shaw, etc.

ALPHABETICAL ROSTER

Table with 10 columns: NO., NAME, POS., B/T, HT., WT., CL., HOMETOWN/PREVIOUS SCHOOL. Lists 53 players alphabetically by name.



AUGIE GARRIDO HEAD COACH

BASEBALL STAFF

Head Coach: Augie Garrido Fresno State, 1961
Record at UT: 769-368-2 (19th season)
Overall Record: 1,920-892-9 (47th season)
Assoc. Head Coach: Skip Johnson UT Pan American, 1990
Asst. Coach: Tommy Nicholson Texas, 2006

TEXAS HEAD COACHES

Table with 11 columns: Coach, Years, Seasons, Overall (W, L, T, Pct.), Conference (W, L, T, Pct.). Lists head coaches from F. Weikhart to Augie Garrido.

2014 STATISTICS

(All games sorted by batting average)

Player	AVG	GP	GS	AB	R	H	2B	3B	HR	RBI	TB	SLG%	BB	HBP	SO	GDP	OB%	SF	SH	SB	ATT	PO	A	E	FLD%
Payton, Mark	.315	67	67	241	33	76	15	5	2	39	107	.444	57	6	27	5	.456	1	7	19	21	172	3	1	.994
Hinojosa, C.J	.298	67	67	242	31	72	13	0	2	35	91	.376	29	3	32	3	.373	5	16	5	7	112	200	17	.948
Gurwitz, Zane	.284	61	59	208	26	59	10	1	2	28	77	.370	13	1	36	0	.327	1	8	9	9	46	104	15	.909
Marlow, Brooks	.268	67	67	261	41	70	11	4	3	21	98	.375	47	3	36	2	.383	2	11	4	6	129	205	3	.991
Shaw, Collin	.264	61	56	193	22	51	5	1	0	23	58	.301	24	6	38	0	.355	5	12	13	19	101	4	1	.991
Johnson, Ben	.263	67	67	247	46	65	11	3	6	33	100	.405	34	10	51	1	.367	6	10	21	21	142	5	2	.987
Barrera, Tres	.261	65	63	241	32	63	13	3	5	35	97	.402	21	7	41	8	.337	1	4	0	0	317	41	8	.978
Clemens, Kacy	.212	65	63	208	20	44	4	0	1	21	51	.245	37	0	50	1	.331	0	9	0	0	626	28	5	.992
Carter, Madison	.322	42	33	118	27	38	6	0	1	12	47	.398	13	1	23	4	.394	0	15	3	5	0	2	0	1.000
Felts, Jacob	.214	19	13	56	4	12	1	1	0	6	15	.268	3	0	6	4	.254	0	2	0	0	1	0	0	1.000
Montalbano, Jeremy	.171	26	23	82	5	14	6	0	0	4	20	.244	1	3	12	0	.209	0	5	0	0	88	7	0	1.000
Silver, Alex	.125	4	1	8	4	1	0	0	0	1	1	.125	2	0	1	0	.300	0	0	0	0	24	1	1	.962
McGuire, Andy	.113	22	22	71	6	8	1	0	0	7	9	.127	7	2	14	1	.210	1	5	1	2	13	34	4	.922
Culbreth, Ty	.000	2	2	6	0	0	0	0	0	0	0	.000	0	0	0	0	.000	0	0	0	0	0	7	0	1.000
Marlow, Ty	.000	1	0	0	0	0	0	0	0	0	0	.000	0	0	0	0	.000	0	0	0	0	0	1	0	1.000
Hall, Weston	.000	8	0	0	2	0	0	0	0	0	0	.000	0	0	0	0	.000	0	0	0	0	1	0	0	1.000
Totals	.263	67	67	2182	299	573	96	18	22	265	771	.353	288	42	367	29	.356	22	104	75	90	1803	757	67	.974
Opponents	.227	67	67	2164	187	492	65	7	6	154	589	.272	220	43	384	51	.310	10	62	38	57	1751	715	78	.969

LOB - Team (588), Opp (510). DPs turned - Team (71), Opp (42). CI - Team (1), Barrera 1. IBB - Team (9), Payton 6, C. Shaw 2, Hinojosa 1, Opp (5). Picked off - B. Johnson 4, Payton 2, C. Shaw 2, Hinojosa 2, B. Marlow 1, Clemens 1.

(Sorted by earned run average)

Player	ERA	W	L	APP	GS	CG	SHO	CBO	SV	IP	H	R	ER	BB	SO	2B	3B	HR	AB/Avg	WP	HBP	BK	SFA	SHA	
Thornhill, Nathan	1.51	9	3	21	16	1	0	6	2	113.0	82	20	19	37	68	9	1	2	391	.210	6	2	0	1	8
French, Parker	2.41	7	5	20	17	0	0	4	1	104.2	88	43	28	44	62	13	0	0	378	.233	4	15	0	4	15
Malmin, Jon	0.00	0	0	2	0	0	0	1	0	2.1	2	0	0	2	1	0	0	0	10	.200	1	0	0	0	0
Marlow, Ty	0.00	0	0	2	0	0	0	0	0	2.0	2	0	0	0	0	0	0	0	7	.286	0	0	0	0	0
Duke, Travis	0.29	2	1	29	0	0	0	3	2	30.2	22	2	1	7	27	2	0	0	110	.200	0	3	2	1	1
Hollingsworth, Cha	1.15	4	0	25	2	1	0	4	2	54.2	34	10	7	13	28	3	3	0	185	.184	2	6	0	1	7
Culbreth, Ty	1.98	2	0	20	0	0	0	0	0	27.1	16	8	6	18	20	2	0	1	91	.176	0	1	1	0	2
Peters, Dillon	2.13	7	3	13	13	0	0	3	0	80.1	72	24	19	21	53	10	0	0	291	.247	9	8	0	2	12
Curtiss, John	2.28	2	3	28	1	0	0	5	9	43.1	34	12	11	15	33	3	0	0	156	.218	2	3	1	0	5
Cooper, Morgan	2.89	4	2	29	1	0	0	3	3	56.0	53	23	18	9	41	11	1	3	215	.247	6	0	3	0	3
Goins, Blake	3.38	1	0	7	4	0	0	1	0	10.2	10	4	4	8	7	0	0	0	41	.244	1	3	0	0	0
Schiraldi, Lukas	4.08	7	3	13	13	0	0	1	0	64.0	58	33	29	39	35	6	2	0	236	.246	8	2	0	1	8
Sawyer, Josh	5.59	1	0	7	0	0	0	1	0	9.2	14	6	6	6	8	4	0	0	42	.333	3	0	0	0	0
Peters, Justin	7.71	0	1	3	0	0	0	0	0	2.1	5	2	2	1	1	2	0	0	11	.455	0	0	0	0	1
Totals	2.25	46	21	67	67	2	13	13	19	601.0	492	187	150	220	384	65	7	6	2164	.227	42	43	7	10	62
Opponents	3.75	21	46	67	67	3	3	3	7	583.2	573	299	243	288	367	96	18	22	2182	.263	45	42	8	22	104

PB - Team (9), Barrera 8, Montalbano 1, Opp (8). Pickoffs - Team (2), French 1, Barrera 1, Opp (12). SBA/ATT - Barrera (33-47), Thornhill (8-13), French (8-10), D. Peters (4-9), Curtiss (6-8), Montalbano (5-8), Schiraldi (5-6), Cooper (3-4), Sawyer (2-3), Duke (2-3), Hollingswrth (0-1).

2014 RESULTS

OVERALL: 46-21

HOME: 23-10

AWAY: 13-6

NEUTRAL: 10-5

BIG 12: 13-11

Date	Opponent	Result	Date	Opponent	Result	Date	Opponent	Result
Feb. 14	at California	L, 0-7	March 25	Texas State	W, 5-1	May 13	Texas State	Cancelled
Feb. 15	at California	L, 1-2	March 28	at No. 24 Texas Tech*	W, 11-1	May 16	at Kansas State*	W, 12-0
Feb. 15	at California	W, 6-2	March 29	at No. 24 Texas Tech*	L, 4-8	May 17	at Kansas State*	L, 4-5
Feb. 16	at California	W, 5-0	March 30	at No. 24 Texas Tech*	W, 5-2 (12)	May 18	at Kansas State*	W, 9-8 (10)
Feb. 18	Texas A&M Corpus Christi	W, 10-0 (8)	April 1	at No. 12 Rice	W, 5-2	May 21	vs. No. 21 Texas Tech^	W, 8-3
Feb. 21	Stanford	W, 9-3	April 4	Baylor*	W, 5-4	May 22	vs. No. 7 Oklahoma State^	W, 3-0
Feb. 22	Stanford	W, 4-3	April 5	Baylor*	W, 6-3	May 24	vs. No. 7 Oklahoma State^	L, 1-3
Feb. 23	Stanford	L, 5-11 (8)	April 6	Baylor*	W, 4-0	May 24	vs. No. 7 Oklahoma State^	L, 4-6
Feb. 25	UT Pan American	W, 2-1 (11)	April 8	No. 20 Rice	L, 2-7	May 30	vs. Texas A&M (2)	W, 8-1
Feb. 28	vs. No. 10 Rice (1)	W, 2-0	April 11	at Oklahoma*	W, 10-8 (10)	May 31	at No. 12 Rice (2)	W, 3-2 (11)
March 1	vs. Houston (1)	W, 3-2	April 12	at Oklahoma*	W, 7-2	June 1	vs. Texas A&M (2)	L, 2-3
March 2	vs. Sam Houston State (1)	W, 3-2	April 13	at Oklahoma*	W, 8-1	June 2	vs. Texas A&M (2)	W, 4-1
March 4	Valparaiso	W, 7-1	April 15	UT Arlington	W, 10-2	June 6	No. 5 Houston (3)	W, 4-2
March 7	Hawaii	W, 3-2	April 17	TCU*	L, 0-3	June 7	No. 5 Houston (3)	W, 4-0
March 8	Hawaii	L, 1-6	April 18	TCU*	L, 0-2	June 14	vs. No. 8 UC Irvine (4)	L, 1-3
March 8	Hawaii	W, 3-2	April 19	TCU*	L, 1-2	June 16	vs. No. 3 Louisville (4)	W, 4-1
March 9	Hawaii	W, 4-1	April 22	UT Pan American	W, 5-4	June 18	vs. No. 8 UC Irvine (4)	W, 1-0
March 11	Texas State	W, 6-3	April 25	No. 9 Oklahoma State*	W, 3-0	June 20	vs. No. 5 Vanderbilt (4)	W, 4-0
March 14	Kansas*	L, 2-3	April 26	No. 9 Oklahoma State*	L, 1-2	June 21	vs. No. 5 Vanderbilt (4)	L, 3-4 (10)
March 15	Kansas*	W, 2-1	April 27	No. 9 Oklahoma State*	L, 3-8			
March 16	Kansas*	L, 1-6	April 29	Prairie View A&M	W, 6-3			
March 18	Dallas Baptist	W, 5-0	May 2	at West Virginia*	L, 3-5			
March 21	Columbia	W, 7-3	May 3	at West Virginia*	W, 2-0			
March 22	Columbia	W, 6-1	May 4	at West Virginia*	L, 6-12			
March 22	Columbia	W, 11-0						

1 - Houston College Classic, Houston, Texas; 2 - NCAA Regionals, Houston, Texas; 3 - NCAA Super Regionals, Austin, Texas; 4 - NCAA College World Series, Omaha, Neb.; *Big 12 Conference Game; ^Big 12 Championship

QUICK FACTS

Location Lubbock, Texas
 Founded 1923
 Enrollment 35,134
 Nickname Red Raiders
 Colors Scarlet & Black
 Chancellor Robert Duncan
 President Dr. Duane Nellis
 Director of Athletics Kirby Hocutt
 Faculty Athletics Representative Brian Shannon
 Senior Woman Administrator Dr. Judi Henry
 Baseball Contact Scott Lacefield
 Office 806/834-4733
 Cell 817/691-3786
 Email scott.lacefield@ttu.edu
 Website TexasTech.com
 Twitter @TechAthletics/@TechGameday
 Stadium Dan Law Field at Rip Griffin Park
 Capacity 4,368
 Dimensions LF-330; CF-404; RF-330
 Surface FieldTurf
 2014 Finish 45-21/14-10 (4th)
 Lettermen Returning/Lost 22/11
 Position Starters Returning/Lost 5/4
 Pitchers Returning/Lost 13/3
 Newcomers 16
 Top Returners..... LF Tyler Neslony (.375, 12 2B, 34 RBI)
 IB Eric Gutierrez (.302, 18 2B, 12 HR)
 LHP Dylan Dusek (8-0, 1.94 ERA, 74.1 IP)
 All-Time Record 1,546-1,218-8
 All-Time Big 12 Record 239-240-2
 Big 12 Regular Season Titles 1 (1997)
 Big 12 Championship Titles 1 (1998)
 Big 12 Championship Record 15-28
 NCAA Appearances 10 (2014)
 All-Time NCAA Tournament Record 20-21
 Super Regional Appearances 1 (2014)
 Super Regional Record 2-0
 College World Series Appearances 1 (2014)
 College World Series Record 0-2
 College World Series Titles None



SCOTT LACEFIELD
MEDIA RELATIONS CONTACT

Year-by-Year Records in the Big 12

Year	Overall			Big 12		
	W	L	T	W	L	T
1997	46	14	0	23	7	0
1998	44	20	0	18	11	0
1999	42	17	0	18	8	0
2000	36	26	0	18	12	0
2001	43	20	1	19	10	1
2002	42	20	0	16	11	0
2003	30	25	0	8	18	0
2004	40	21	0	17	9	0
2005	34	25	0	9	16	0
2006	31	26	1	9	16	1
2007	28	27	0	8	18	0
2008	25	30	0	9	18	0
2009	25	32	0	12	15	0
2010	28	29	0	13	14	0
2011	33	25	0	12	15	0
2012	29	26	0	7	17	0
2013	26	30	0	9	15	0
2014	45	21	0	14	10	0
TOTAL	627	434	2	239	240	2

DAN LAW FIELD AT RIP GRIFFIN PARK



2015 SCHEDULE

Date	Opponent	Time (CT)
Feb. 13	San Francisco	2:00 p.m.
Feb. 14	San Francisco	Noon
Feb. 14	San Francisco	4:00 p.m.
Feb. 15	San Francisco	Noon
Feb. 17	Nevada	2:00 p.m.
Feb. 20	Northern Illinois (I)	2:00 p.m.
Feb. 21	Northern Illinois (I)	Noon
Feb. 21	Northern Illinois (I)	4:00 p.m.
Feb. 22	Northern Illinois (I)	1:00 p.m.
Feb. 24	at Abilene Christian	4:00 p.m.
Feb. 26	Sacramento State	2:00 p.m.
Feb. 27	Sacramento State	2:00 p.m.
Feb. 28	Sacramento State	2:00 p.m.
March 1	Sacramento State	11:30 a.m.
March 2	Northern Colorado	6:30 p.m.
March 6	at Cal State Fullerton	9:00 p.m.
March 7	at Cal State Fullerton	9:00 p.m.
March 8	at Cal State Fullerton	3:00 p.m.
March 10	New Mexico State	6:30 p.m.
March 11	New Mexico State	2:00 p.m.
March 13	at San Diego State	8:00 p.m.
March 14	at San Diego State	4:00 p.m.
March 15	at San Diego State	3:00 p.m.
March 17	Oral Roberts	6:30 p.m.
March 18	Oral Roberts	2:00 p.m.
March 20	at Oklahoma*	6:00 p.m.
March 21	at Oklahoma*	2:00 p.m.
March 22	at Oklahoma*	1:00 p.m.
March 24	New Mexico	2:00 p.m.
March 27	Kansas*	6:30 p.m.
March 28	Kansas*	2:00 p.m.
March 29	Kansas*	1:00 p.m.
March 31	at New Mexico	3:00 p.m.
April 2	TCU*	6:30 p.m.
April 3	TCU*	2:00 p.m.
April 4	TCU*	2:00 p.m.
April 7	at Oral Roberts	2:00 p.m.
April 10	Baylor*	6:30 p.m.
April 11	Baylor*	2:00 p.m.
April 12	Baylor*	2:00 p.m.
April 17	at Kansas State*	6:30 p.m.
April 18	at Kansas State*	2:00 p.m.
April 19	at Kansas State*	1:00 p.m.
April 21	vs Abilene Christian	6:30 p.m.
April 24	Oklahoma State*	6:30 p.m.
April 25	Oklahoma State*	2:00 p.m.
April 26	Oklahoma State*	2:00 p.m.
April 28	Grand Canyon	6:30 p.m.
April 29	Grand Canyon	2:00 p.m.
May 1	at Texas*	6:00 p.m.
May 2	at Texas*	2:00 p.m.
May 3	at Texas*	1:00 p.m.
May 14	at West Virginia*	5:00 p.m.
May 15	at West Virginia*	3:00 p.m.
May 16	at West Virginia*	Noon

I - Brooks Wallace Memorial Series; Lubbock, Texas;

*Big 12 Conference Game

NUMERICAL ROSTER

1	Tim Proudfoot	INF
2	Orlando Garcia	INF
3	Michael Davis	INF
4	Cory Raley	INF
5	Patrick Mahomes II	RHP/OF
7	Ryan Long	INF
8	Tanner Gardner	INF/OF
9	William Hairston	INF/OF
10	Tyler Neslony	OF
11	Stephen Smith	OF
12	Eric Gutierrez	INF
13	Dalton Brown	RHP
14	Dominic Moreno	RHP
15	Kholeton Sanchez	C
16	Tyler Floyd	C
17	Zach Davis	OF
18	Quinn Carpenter	RHP/OF
20	Cameron Smith	LHP
21	Bryant Burleson	INF
25	Hunter Hargrove	INF/OF
26	Hunter Southerland	C
28	Landon Darwin	INF/OF
29	Anthony Lyons	OF
31	Nick Marshall	C
32	Justin Bethard	RHP
34	Corey Taylor	RHP
35	Matt Withrow	RHP
36	Ty Damron	LHP
37	Matt Custred	RHP
38	Johnathon Tripp	RHP/UTL
41	Dylan Dusek	LHP
42	Parker Mushinski	LHP/IB
43	Garrett Bruce	RHP
44	Ryan Moseley	RHP
45	Heath Herrington	RHP
48	Sean Thompson	RHP
55	Jacob Patterson	LHP

ALPHABETICAL ROSTER

NO.	NAME	POS.	B/T	HT.	WT.	CL.	HOMETOWN/PREVIOUS SCHOOL
32	Justin Bethard	RHP	R/R	6-4	205	Jr.	Frisco, Texas/Centennial
13	Dalton Brown	RHP	R/R	6-4	250	Jr.	Ponder, Texas/Ponder
43	Garrett Bruce	RHP	R/R	6-1	205	Jr.	Plano, Texas/Hill College
21	Bryant Burleson	INF	R/R	5-11	175	Sr.	Midland, Texas/Midland Christian
18	Quinn Carpenter	RHP/OF	R/R	6-5	205	Jr.	Goshen, N.Y./Iowa Western CC
37	Matt Custred	RHP	R/R	6-6	240	Jr.	Keller, Texas/Keller
36	Ty Damron	LHP	L/L	6-2	200	So.	Krum, Texas/Krum
28	Landon Darwin	INF/OF	L/R	6-1	205	Jr.	Dodd City, Texas/North Central Texas
3	Michael Davis	INF	L/R	6-1	185	Fr.	Lubbock, Texas/Lubbock
17	Zach Davis	OF	R/R	5-11	165	Jr.	Houston, Texas/Cypress Lakes
41	Dylan Dusek	LHP	L/L	6-2	205	So.	Sugar Land, Texas/Kempner
16	Tyler Floyd	C	R/R	5-9	195	Jr.	Stephenville, Texas/McLennan CC
2	Orlando Garcia	INF	R/R	6-2	190	Fr.	El Paso, Texas/Americas
8	Tanner Gardner	INF/OF	S/R	6-0	210	Fr.	Frisco, Texas/Centennial
12	Eric Gutierrez	INF	R/L	5-10	205	Jr.	Mission, Texas/Sharyland
9	William Hairston	INF/OF	R/R	5-11	200	So.	Dallas, Texas/Frank Phillips College
25	Hunter Hargrove	INF/OF	R/R	5-11	200	So.	Mansfield, Texas/North Central Texas
45	Heath Herrington	RHP	R/R	6-1	190	Sr.	Amarillo, Texas/Cisco JC
19	Jackson Lancaster	LHP	L/L	6-5	200	Fr.	Midland, Texas/Midland
7	Ryan Long	INF	L/R	6-1	200	So.	Crandall, Texas/Crandall
29	Anthony Lyons	OF	L/L	6-5	240	So.	Arlington, Texas/Arlington Martin
5	Patrick Mahomes II	RHP/OF	R/R	6-3	215	Fr.	Whitehouse, Texas/Whitehouse
31	Nick Marshall	C	R/R	5-11	225	Jr.	Huntington Beach, Calif./Panola College
14	Dominic Moreno	RHP	R/R	6-1	200	Sr.	Farmington, N.M./Howard College
44	Ryan Moseley	RHP	R/R	6-3	190	So.	Lubbock, Texas/Cooper
42	Parker Mushinski	LHP/IB	L/L	6-0	230	Fr.	Argyle, Texas/Argyle
10	Tyler Neslony	OF	L/R	6-1	190	Jr.	Corpus Christi, Texas/Calallen
55	Jacob Patterson	LHP	R/L	6-2	185	Fr.	Garland, Texas/Berkner
1	Tim Proudfoot	INF	R/R	5-11	190	Sr.	North Bend, Wash./Mount Si
4	Cory Raley	INF	R/R	6-2	200	Jr.	Uvalde, Texas/Temple College
15	Kholeton Sanchez	C	R/R	6-1	180	Jr.	Farmington, N.M./New Mexico JC
20	Cameron Smith	LHP	L/L	6-0	155	Sr.	Seabrook, Texas/New Mexico JC
11	Stephen Smith	OF	R/R	6-1	220	So.	Wolfforth, Texas/Frenship
34	Corey Taylor	RHP	R/R	6-0	235	Sr.	Kennedale, Texas/Cisco JC
48	Sean Thompson	RHP	R/R	6-0	235	So.	Southlake, Texas/Southlake Carroll
38	Johnathon Tripp	RHP/UTL	R/R	6-5	200	Jr.	Spring, Texas/Klein
35	Matt Withrow	RHP	R/R	6-5	235	Jr.	Odessa, Texas/Midland Christian



TIM TADLOCK
HEAD COACH

BASEBALL STAFF

Head Coach: Tim Tadlock
Texas Tech, 1992
Record at TTU: 71-51 (3rd season)
Overall Record: 71-51 (3rd season)

Asst. Coach: Ray Hayward
Oklahoma, 1980-83

Asst. Coach: J-Bob Thomas
Abilene Christian, 2005

TEXAS TECH HEAD COACHES

Coach	Years	Seasons	Overall				Conference			
			W	L	T	Pct.	W	L	T	Pct.
E.Y. Freeland	1926-27	2	15	11	2	.571	--	--	--	--
R.G. Higginbotham	1928-29	2	10	17	0	.588	--	--	--	--
Beattie Feathers	1954-60	7	40	57	1	.413	--	--	--	--
Berl Huffman	1961-67	7	80	87	0	.479	--	--	--	--
Kal Segrist	1968-83	16	317	324	2	.495	135	192	0	.413
Gary Ashby	1984-86	3	85	80	0	.515	18	45	0	.286
Larry Hays	1987-2008	22	813	479	3	.629	278	271	2	.506
Dan Spencer	2009-2012	4	115	112	0	.507	44	61	0	.419
Tim Tadlock	2013-	2	71	51	0	.582	23	25	0	.479
TOTAL		65	1546	1218	8	.559	498	594	2	.453



2014 STATISTICS

(All games sorted by batting average)

Table with 28 columns: Player, AVG, GP, GS, AB, R, H, 2B, 3B, HR, RBI, TB, SLC%, BB, HBP, SO, GDP, OB%, SF, SH, SB, ATT, PO, A, E, FLD%. Lists player statistics for 2014.

LOB - Team (526), Opp (503). DPs turned - Team (65), Opp (67). CI - Team (1), Redman, H. I. IBB - Team (9), Neslony 3, Gutierrez 2, Kirsch 2, Barrios 1, Smith, S. I, Opp (3). Picked off - Gutierrez 3, Davis 2, Broadbent 1, Smith, S. I, Redman, H. I, Burlleson I, Neslony 1.

(All games Sorted by Earned run avg)

Table with 28 columns: Player, ERA, W, L, APP, GS, CG, SHO, CBO, SV, IP, H, R, ER, BB, SO, 2B, 3B, HR, AB/B/Avg, WP, HBP, BK, SFA, SHA. Lists pitcher statistics for 2014.

PB - Team (9), Floyd 4, Redman, H. 4, Randolph I, Opp (13). Pickoffs - Team (13), Smith, C. 4, Drozd 3, Sadberry 2, Taylor 2, Randolph 2, Opp (9). SBA/ATT - Redman, H. (43-51), Sadberry (21-27), Floyd (19-22), Drozd (10-13), Smith, C. (4-10), Dusek (6-8), Randolph (4-7), Moreno (5-7), Moseley (5-5), Withrow (4-5), Tripp (3-4), Taylor (3-4), Pettus (2-2), Brown (2-2), Bethard (0-1), Damron (1-1).

2014 RESULTS

OVERALL: 45-21 HOME: 33-4 AWAY: 8-9 NEUTRAL: 4-8 BIG 12: 14-10

Table with 3 columns: Date, Opponent, Result. Lists game dates, opponents, and results for the 2014 season.

1 - Brooks Wallace Memorial Series, Lubbock, Texas; 2 - Houston College Classic, Houston, Texas; 3 - Citibank Ballpark, Midland, Texas; 4 - Crutcher Scott Field, Abilene, Texas; 5 - NCAA Regionals, Coral Gables, Fla.; 6 - NCAA Super Regionals, Lubbock, Texas; 7 - NCAA College World Series, Omaha, Neb.; *Big 12 Conference game; ^Big 12 Championship

QUICK FACTS

Location.....Morgantown, W.Va.
 Founded..... 1867
 Enrollment..... 31,976
 Nickname..... Mountaineers
 Colors..... Old Gold and Blue
 President..... E. Gordon Gee
 Director of Athletics..... Shane Lyons
 Faculty Athletics Representative..... Dr. Jeffrey Neely
 Senior Woman Administrator..... Terri Howes
 Baseball Contact..... Grant Dovey
 Office..... 304/293-9902
 Cell..... 304/288-1901
 Email..... grant.dovey@mail.wvu.edu
 Press Box Phone..... N/A
 Website..... WVUsports.com
 Twitter..... @WVU_Baseball
 Stadium..... Monongalia County Ballpark
 Capacity..... 3,500
 Dimensions..... Lines-325;LF, RF-375;CF-400
 Surface..... AstroTurf
 2014 Finish..... 28-26/9-14 (6th)
 Lettermen Returning/Lost..... 9/18
 Position Starters Returning/Lost..... 4/5
 Pitchers Returning/Lost..... 1/4
 Newcomers..... 20
 Top Returners..... OF Brad Johnson (.318, 4 2B, 17 RBI)
 SS Taylor Munden (.261, 16 2B, 19 RBI, 13 SB)
 LHP Ross Vance (3-4, 3.41 ERA, 58 IP)
 All-Time Record..... 2,031-1,450-20
 All-Time Big 12 Record..... 22-25
 Big 12 Regular Season Titles..... None
 Big 12 Championship Titles..... None
 Big 12 Championship Record..... 3-3
 NCAA Appearances..... II (1996)
 All-Time NCAA Tournament Record..... 8-22
 Super Regional Appearances..... None
 Super Regional Record..... 0-0
 College World Series Appearances..... None
 College World Series Record..... 0-0
 College World Series Titles..... None



GRANT DOVEY
 MEDIA RELATIONS CONTACT

Year-by-Year Records in the Big 12

Year	Overall		Big 12	
	W	L	W	L
2013	33	26	13	11
2014	28	26	9	14
TOTAL	61	52	22	25

MONONGALIA COUNTY BALLPARK



2015 SCHEDULE

Date		Opponent	Time (ET)
Feb. 13	at	Clemson	4:00 p.m.
Feb. 14	at	Clemson	2:00 p.m.
Feb. 15	at	Clemson	1:00 p.m.
Feb. 20	at	Georgia Southern	6:00 p.m.
Feb. 21	at	Georgia Southern	2:00 p.m.
Feb. 22	at	Georgia Southern	1:00 p.m.
Feb. 27	vs	Kent State (I)	Noon
Feb. 27	at	Coastal Carolina (I)	4:00 p.m.
Feb. 28	vs	Ball State (I)	3:00 p.m.
March 1	vs	Illinois (I)	1:30 p.m.
March 6	at	East Tennessee State	4:05 p.m.
March 7	at	East Tennessee State	2:05 p.m.
March 8	at	East Tennessee State	1:05 p.m.
March 10	at	Liberty	3:00 p.m.
March 13	at	Texas*	7:00 p.m.
March 14	at	Texas*	6:00 p.m.
March 15	at	Texas*	1:30 p.m.
March 17		Waynesburg	3:00 p.m.
March 20	at	Baylor*	7:30 p.m.
March 21	at	Baylor*	4:00 p.m.
March 22	at	Baylor*	2:00 p.m.
March 24	at	Stephen F. Austin	3:00 p.m.
March 25	at	UT Arlington	3:00 p.m.
March 27		Charleston Southern	6:00 p.m.
March 28		Charleston Southern	4:00 p.m.
March 29		Charleston Southern	1:00 p.m.
March 31	at	Pittsburgh	6:00 p.m.
April 2	at	Kansas State*	7:30 p.m.
April 3	at	Kansas State*	7:30 p.m.
April 4	at	Kansas State*	Noon
April 7	at	Maryland	4:00 p.m.
April 10		Butler	6:00 p.m.
April 11		Butler	4:00 p.m.
April 12		Butler	1:00 p.m.
April 14		Penn State	6:00 p.m.
April 17		Oklahoma*	6:00 p.m.
April 18		Oklahoma*	4:00 p.m.
April 19		Oklahoma*	1:00 p.m.
April 21		Marshall	6:00 p.m.
April 24		Kansas*	6:00 p.m.
April 25		Kansas*	4:00 p.m.
April 26		Kansas*	1:00 p.m.
April 28	at	Marshall	6:00 p.m.
May 1		TCU*	6:00 p.m.
May 2		TCU*	4:00 p.m.
May 3		TCU*	1:00 p.m.
May 5	at	Virginia Tech	5:30 p.m.
May 8	at	Oklahoma State*	7:00 p.m.
May 9	at	Oklahoma State*	3:00 p.m.
May 10	at	Oklahoma State*	1:00 p.m.
May 12		Pittsburgh	6:00 p.m.
May 14		Texas Tech*	6:00 p.m.
May 15		Texas Tech*	4:00 p.m.
May 16		Texas Tech*	1:00 p.m.

I - Caravelle Resort's Baseball at the Beach; Myrtle Beach, S.C.; *Big 12 Conference Game



NUMERICAL ROSTER

Table with 3 columns: Number, Name, Position. Lists 50 players including Chad Donato, Taylor Munden, Josh Bornstein, etc.

ALPHABETICAL ROSTER

Table with 10 columns: NO., NAME, POS., B/T, HT., WT., CL., HOMETOWN/PREVIOUS SCHOOL. Lists 50 players alphabetically by name.



RANDY MAZEY HEAD COACH

BASEBALL STAFF

Head Coach: Randy Mazey, Clemson, 1988
Record at WVU: 61-52 (3rd season)
Overall Record: 247-212-2 (9th season)
Asst. Coach: Derek Matlock, UT Arlington, 1990
Asst. Coach: Steven Trout, TCU, 2007

WEST VIRGINIA HEAD COACHES

Table with 11 columns: Coach, Years, Seasons, Overall (W, L, T, Pct.), Conference (W, L, T, Pct.). Lists all head coaches from 1892-93 to Randy Mazey (2013-).

2014 STATISTICS

(All games sorted by batting average)

Player	AVG	GP	GS	AB	R	H	2B	3B	HR	RBI	TB	SLG%	BB	HBP	SO	GDP	OB%	SF	SH	SB	ATT	PO	A	E	FLD%	
Boyd, Bobby	.356	53	53	222	46	79	8	2	1	24	94	.423	10	4	25	3	.389	3	11	18	20	166	8	5	.972	
Fleming, Billy	.351	53	53	222	35	78	8	1	2	30	94	.423	16	6	23	2	.407	2	1	6	11	107	125	4	.983	
McBroom, Ryan	.341	54	54	211	32	72	12	0	8	49	108	.512	22	5	35	3	.404	7	0	1	2	471	32	1	.998	
Johnson, Brad	.318	27	24	88	8	28	4	1	0	17	34	.386	5	3	18	3	.375	0	0	4	4	33	2	2	.946	
Rice, Jacob	.296	54	54	206	25	61	9	1	1	31	75	.364	22	6	35	7	.376	3	3	16	21	85	4	1	.989	
Munden, Taylor	.261	52	52	218	39	57	16	1	2	19	81	.372	21	2	31	2	.329	2	1	13	17	72	147	13	.944	
Constantini, Micha	.261	44	33	115	16	30	3	0	1	8	36	.313	17	0	14	5	.356	0	3	5	6	38	69	10	.915	
O'Brien, Cameron	.259	49	44	162	19	42	12	2	2	18	64	.395	12	7	24	2	.333	2	2	5	7	281	24	2	.993	
Cramer, Jackson	.242	41	19	99	10	24	7	0	1	14	34	.343	16	1	34	2	.353	0	0	0	1	5	0	0	1.000	
Wood, Shaun	.226	39	26	106	9	24	2	0	3	13	35	.330	4	2	14	1	.268	0	0	4	5	54	1	3	.948	
Fox, Justin	.226	35	22	84	9	19	2	0	0	10	21	.250	10	1	15	3	.313	1	4	1	6	13	44	0	1.000	

Semler, Cody	.240	20	6	25	5	6	0	0	0	1	6	.240	5	1	4	0	.387	0	0	1	2	7	15	0	1.000	
Nogay, Max	.205	36	19	78	11	16	4	0	3	9	29	.372	6	7	24	0	.319	0	3	2	2	1	0	0	1.000	
Guerrini, Ray	.111	17	10	27	1	3	0	0	0	4	3	.111	3	6	6	1	.333	0	1	3	3	64	3	0	1.000	
Simms, Trevor	.050	28	4	20	6	1	0	0	0	1	1	.050	1	0	13	0	.095	0	0	1	1	18	1	0	1.000	
Means, John	.000	1	1	0	0	0	0	0	0	0	0	.000	0	0	0	0	.000	0	0	0	0	3	10	1	.929	
Carley, Sean	.000	3	3	0	0	0	0	0	0	0	0	.000	0	0	0	0	.000	0	0	0	0	4	9	3	.813	
Musgrave, Harrison	.000	9	9	0	0	0	0	0	0	0	0	.000	0	0	0	0	.000	0	0	0	0	4	14	1	.947	
Totals	.287	54	54	1883	271	540	87	8	24	248	715	.380	170	51	315	34	.358	20	29	80	108	1435	558	49	.976	
Opponents	.263	54	54	1804	230	474	80	8	22	212	636	.353	177	57	327	32	.345	13	47	35	44	1445	566	68	.967	

LOB - Team (438), Opp (434). DPs turned - Team (47), Opp (44). TPs turned - Team (2). CI - Team (1), O'Brien, C. I, Opp (1). IBB - Team (2), McBroom, R. I, Johnson, B. I, Opp (5). Picked off - Rice, J. 3, Boyd, B. 2, Cramer, J. 2, O'Brien, C. I, Semler, C. I, Fox, J. I.

(All games Sorted by earned run average)

Player	ERA	W	L	APP	GS	CG	SHO	CBO	SV	IP	H	R	ER	BB	SO	2B	3B	HR	AB/B/Avg	WP	HBP	BK	SFA	SHA		
Musgrave, Harrison	2.62	5	3	15	15	1	0	0	0	106.1	90	37	31	22	87	23	2	5	396	.227	6	4	0	3	10	

Donato, Chad	2.70	0	0	4	0	0	0	0	0	3.1	4	2	1	1	1	1	0	0	13	.308	0	2	0	0	0	
Paul, Pascal	2.89	0	1	20	0	0	0	0	2	28.0	33	12	9	17	25	9	0	0	113	.292	1	5	0	0	2	
Carley, Sean	2.95	5	3	18	9	1	0	0	4	73.1	74	27	24	26	47	7	2	2	280	.264	3	10	1	2	4	
Means, John	3.13	5	2	12	12	1	0	1	0	69.0	73	30	24	18	46	12	2	2	261	.280	5	4	1	1	6	
Vance, Ross	3.41	3	4	17	7	2	0	0	0	58.0	52	25	22	19	51	5	0	5	210	.248	1	8	0	0	6	
Hostrander, Ryan	4.76	0	1	10	0	0	0	0	0	5.2	5	4	3	4	4	2	0	0	21	.238	2	3	1	0	0	
Tezak, Ryan	4.85	5	1	15	0	0	0	1	1	26.0	21	16	14	18	14	4	0	0	94	.223	3	4	0	0	4	
Walter, Corey	5.01	1	6	17	5	0	0	0	3	46.2	51	32	26	20	20	5	0	4	177	.288	2	4	0	2	5	
Bennett, Michael	5.14	2	3	15	2	0	0	0	1	28.0	24	16	16	15	18	4	0	1	98	.245	1	1	0	3	4	
Lapkowicz, Joby	6.75	0	0	11	0	0	0	0	0	4.0	6	4	3	5	5	0	0	2	19	.316	1	1	0	0	0	
Bargeron, Zach	7.48	1	1	12	3	0	0	0	0	21.2	30	18	18	6	6	7	2	1	89	.337	3	5	1	2	4	
Simms, Trevor	7.56	0	1	6	1	0	0	0	0	8.1	11	7	7	6	3	1	0	0	33	.333	2	6	0	0	2	
Totals	3.73	27	26	54	54	5	1	1	11	478.1	474	230	198	177	327	80	8	22	1804	.263	30	57	4	13	47	
Opponents	4.43	26	27	54	54	2	4	3	13	481.2	540	271	237	170	315	87	8	24	1883	.287	44	51	8	20	29	

PB - Team (11), Guerrini, R. 5, O'Brien, C. 5, Nogay, M. I, Opp (8). Pickoffs - Team (13), Vance, R. 4, Means, J. 2, Musgrave, H. 2, Carley, S. I, Hostrander, I, Walter, C. I, Bennett, M. I, Guerrini, R. I, Opp (10), SBA/ATT - O'Brien, C. (28-32), Means, J. (7-9), Musgrave, H. (8-9), Carley, S. (5-8), Guerrini, R. (7-7), Vance, R. (4-5), Tezak, R. (3-3), Walter, C. (1-3), Simms, T. (2-2), Bennett, M. (2-2), Paul, P. (2-2), Bargeron, Z. (1-1).

2014 RESULTS

OVERALL: 28-26

HOME: 11-5

AWAY: 12-18

NEUTRAL: 5-3

BIG 12: 9-14

Date	Opponent	Result	Date	Opponent	Result	Date	Opponent	Result
Feb. 14	vs. No. 8 Louisville (1)	L, 6-7 (10)	March 30	Baylor* (4)	W, 4-1	May 9	at Kansas*	L, 3-5
Feb. 15	vs. Delaware (1)	L, 1-3	April 1	at Pittsburgh	W, 6-4	May 10	at Kansas*	L, 2-5
Feb. 16	at The Citadel (1)	W, 10-2	April 4	at TCU*	L, 3-4	May 11	at Kansas*	L, 8-9
Feb. 21	at San Diego State	W, 6-2	April 5	at TCU*	L, 0-8	May 13	at Maryland	L, 2-4
Feb. 22	at San Diego State	L, 1-2	April 6	at TCU*	L, 1-3	May 15	at No. 23 Texas Tech*	L, 3-4 (11)
Feb. 23	at San Diego State	L, 3-7	April 8	at Penn State	L, 4-8	May 16	at No. 23 Texas Tech*	L, 2-3
Feb. 28	vs. Duke (2)	W, 3-1	April 11	No. 18 Oklahoma State*	L, 0-6	May 17	at No. 23 Texas Tech*	L, 0-4
March 1	at Coastal Carolina (2)	W, 6-2	April 12	No. 18 Oklahoma State*	L, 2-9	May 21	vs. No. 21 Kansas*	W, 10-9
March 2	vs. James Madison (2)	W, 5-1	April 13	No. 18 Oklahoma State*	L, 4-7	May 22	vs. No. 12 TCU*	L, 2-6
March 9	vs. Sacramento State (3)	W, 8-1	April 15	Ohio State	W, 4-1	May 23	vs. Baylor*	L, 4-9
March 8	at UC Riverside (3)	W, 2-1	April 17	at Oklahoma*	W, 7-0			
March 9	at UC Riverside (3)	W, 7-4	April 18	at Oklahoma*	L, 3-5			
March 11	at UNLV	L, 3-4	April 19	at Oklahoma*	W, 9-5			
March 13	at Cal State Northridge	W, 5-4	April 22	Maryland	W, 14-2			
March 14	at Cal State Northridge	L, 2-4	April 23	Marshall	W, 10-3			
March 15	at Cal State Northridge	W, 14-11	April 25	Kansas State*	W, 10-1			
March 19	at No. 12 North Carolina	W, 5-1	April 26	Kansas State*	W, 6-5			
March 21	at UNC Wilmington	L, 1-2 (10)	April 27	Kansas State*	W, 6-1			
March 22	at UNC Wilmington	W, 9-3	April 30	at Marshall (4)	Cancelled			
March 23	at UNC Wilmington	L, 10-13	May 2	No. 11 Texas*	W, 5-3			
March 25	Pittsburgh	W, 6-3	May 3	No. 11 Texas*	L, 0-2			
March 28	Baylor* (4)	W, 8-7 (12)	May 4	No. 11 Texas*	W, 12-6			
March 29	Baylor* (4)	Cancelled	May 6	Virginia Tech (5)	W, 4-3			

I - The Citadel Tournament, Charleston, S.C.; 2 - Caravelle Resort Tournament, Myrtle Beach, S.C.; 3 - UC Riverside Tournament, Riverside, Calif.; 4 - Played in Charleston, W. Va.; 5 - Played in Princeton, W. Va.; *Big 12 Conference game; ^Big 12 Championship



FINAL STANDINGS

School	Conference							Overall							Streak	Vs. Top 25
	W	L	T	Pct.	H	A	N	W	L	T	Pct.	H	A	N		
Oklahoma State	18	6	0	.750	7-2	9-3	2-1	48	18	0	.727	25-10	13-4	10-4	L2	10-9
TCU	17	7	0	.708	9-3	8-4	0-0	48	18	0	.727	27-8	12-6	9-4	L2	12-7
Kansas	15	9	0	.625	8-4	7-5	0-0	35	26	0	.574	12-9	11-3	12-4	L2	6-6
Texas Tech	14	10	0	.583	10-2	4-8	0-0	45	21	0	.682	33-4	9-10	3-7	L2	12-10
Texas	13	11	0	.542	5-7	8-4	0-0	46	21	0	.687	24-10	13-6	9-5	L1	9-6
West Virginia	9	14	0	.391	7-4	2-10	0-0	28	26	0	.519	11-4	12-18	5-4	L2	4-9
Baylor	8	15	0	.348	5-7	3-8	0-0	26	31	0	.456	20-10	4-16	2-5	L1	9-13
Oklahoma	8	16	0	.333	4-8	3-6	1-2	29	29	0	.500	19-15	5-8	5-6	L1	5-13
Kansas State	5	19	0	.208	4-8	1-11	0-0	25	30	0	.455	16-9	6-19	3-2	L1	1-8

NCAA Participants (5): Kansas, Oklahoma State, TCU, Texas, Texas Tech

CWS Participants: TCU, Texas, Texas Tech

TEAM & INDIVIDUAL STATISTICS - ALL GAMES

TEAM BATTING

	G	Avg	OB%	Slug%	AB	R	H	2B	3B	HR	RBI	BB	SO	SB	SBA	S	SF
1. West Virginia	54	.287	.358	.380	1883	271	540	87	8	24	248	170	315	80	108	29	20
2. Oklahoma	58	.287	.362	.401	2024	328	580	97	22	30	292	211	282	47	67	25	31
3. Texas Tech	66	.285	.375	.406	2202	387	627	125	26	30	349	260	365	30	38	48	31
4. Kansas State	55	.283	.383	.365	1828	318	518	82	11	15	288	236	317	89	106	31	34
5. Kansas	61	.283	.371	.381	2063	345	583	101	16	23	317	231	328	41	59	76	25
6. TCU	66	.278	.368	.352	2261	333	628	101	12	14	291	262	353	92	131	63	26
7. Oklahoma State	66	.275	.385	.401	2209	400	608	96	11	53	359	324	465	76	98	88	26
8. Texas	67	.263	.356	.353	2182	299	573	96	18	22	265	288	367	75	90	104	22
9. Baylor	57	.232	.319	.316	1803	225	419	75	12	17	201	176	363	52	77	39	16

TEAM PITCHING

	G	ERA	Avg	W	L	IP	H	R	ER	BB	SO	CG	HR	ShO	SV	BB/9	SO/9
1. TCU	66	2.22	.217	48	18	613.1	482	179	151	151	574	8	17	14	18	2.22	8.42
2. Texas	67	2.25	.227	46	21	601.0	492	187	150	220	384	2	6	13	19	3.29	5.75
3. Texas Tech	66	3.11	.248	45	21	587.2	535	228	203	197	425	1	18	9	16	3.02	6.51
4. Oklahoma State	66	3.29	.252	48	18	597.0	566	275	218	242	479	2	16	7	21	3.65	7.22
5. Kansas	61	3.59	.265	35	26	541.0	542	255	216	157	335	9	21	4	12	2.61	5.57
6. West Virginia	54	3.73	.263	27	26	478.1	474	230	198	177	327	5	22	1	11	3.33	6.15
7. Baylor	57	3.88	.262	26	31	496.2	500	275	214	196	329	1	17	3	22	3.55	5.96
8. Oklahoma	58	4.37	.275	29	29	525.0	560	323	255	216	444	0	31	2	10	3.70	7.61
9. Kansas State	55	4.91	.293	25	30	474.2	553	303	259	177	264	4	36	6	5	3.36	5.01

INDIVIDUAL BATTING

Min 2.5 AB/Team game	CL	G	Avg	OB%	Slug%	AB	R	H	2B	3B	HR	RBI	BB	SO	SB-SBA	S	SF
1. Boyd, Bobby-WVU	JR	53	.356	.389	.423	222	46	79	8	2	1	24	10	25	18-20	11	3
2. Fleming, Billy-WVU	JR	53	.351	.407	.423	222	35	78	8	1	2	30	16	23	6-11	1	2
3. McBroom, Ryan-WVU	SR	54	.341	.404	.512	211	32	72	12	0	8	49	22	35	1-2	0	7
4. Smith, Dakota-KU	JR	52	.337	.399	.460	187	33	63	11	3	2	43	13	20	3-3	1	4
5. Santigate, RJ-K-STATE	SR	53	.335	.415	.376	197	34	66	6	1	0	27	26	31	15-17	1	3
6. Kivett, Ross-K-STATE	SR	55	.333	.443	.462	210	49	70	13	1	4	33	35	25	21-22	4	2
7. James, Mac-OU	JR	57	.330	.398	.477	218	32	72	15	1	5	41	21	13	4-8	2	5
8. Aikin, Craig-OU	SO	58	.326	.411	.389	239	47	78	7	4	0	25	32	30	5-8	2	1
9. Crain, Garrett-TCU	JR	56	.324	.403	.413	179	31	58	9	2	1	19	19	25	8-13	9	2
10. Suiter, Michael-KU	JR	61	.322	.410	.414	239	47	77	11	1	3	42	26	27	3-5	8	2

INDIVIDUAL PITCHING

Min 1.0 IP/Team game	CL	G	GS	ERA	Avg	W	L	IP	H	R	ER	BB	SO	CG	HR	ShO	SV	BB/9	SO/9
1. Morrison, Preston-TCU	JR	18	18	1.32	.197	9	4	129.2	90	25	19	21	95	5	1	3	0	1.46	6.59
2. Thornhill, Nathan-UT	SR	21	16	1.51	.210	9	3	113.0	82	20	19	37	68	1	2	0	2	2.95	5.42
3. Wheeland, Vince-OSU	SR	31	3	1.52	.226	10	1	83.0	65	16	14	16	45	0	1	0	0	1.73	4.88
4. Dusek, Dylan-TTU	FR	14	14	1.94	.233	8	0	74.1	63	17	16	14	38	0	2	0	0	1.70	4.60
5. Finnegan, Brandon-TCU	JR	17	17	2.04	.210	9	3	105.2	79	26	24	29	134	1	3	0	0	2.47	11.41
6. Drozd, Jonny-TTU	SR	28	0	2.09	.235	7	1	73.1	64	20	17	15	48	0	0	0	5	1.84	5.89
7. Peters, Dillon-UT	JR	13	13	2.13	.247	7	3	80.1	72	24	19	21	53	0	0	0	0	2.35	5.94
8. Alexander, Tyler-TCU	FR	20	16	2.36	.239	10	3	99.0	88	29	26	11	59	2	5	0	0	1.00	5.36
9. Perrin, Jon-OSU	JR	21	13	2.38	.249	8	5	102.0	94	34	27	29	81	2	1	2	0	2.56	7.15
10. French, Parker-UT	JR	20	17	2.41	.233	7	5	104.2	88	43	28	44	62	0	0	0	1	3.78	5.33



HITS	CL	G	H	H/G
1. White, Boomer-TCU	SO	66	84	1.27
2. Boyd, Bobby-WVU	JR	53	79	1.49
3. Walton, Donnie-OSU	SO	66	78	1.18
Aikin, Craig-OU	SO	58	78	1.34
Fleming, Billy-WVU	JR	53	78	1.47
6. Suiter, Michael-KU	JR	61	77	1.26
7. Payton, Mark-UT	SR	67	76	1.13
8. Fitzgerald, Dylan-TCU	SR	66	75	1.14
Three tied with 74 hits				

RUNS SCORED	CL	G	R	R/G
1. Protacio, Justin-KU	JR	60	53	.88
2. Jones, Cody-TCU	JR	66	51	.77
3. White, Boomer-TCU	SO	66	49	.74
Kivett, Ross-K-STATE	SR	55	49	.89
5. Krietemeier, Tanne-OSU	SR	65	48	.74
6. Aikin, Craig-OU	SO	58	47	.81
Suiter, Michael-KU	JR	61	47	.77
8. Johnson, Ben-UT	SO	67	46	.69
Gutierrez, Eric-TTU	SO	66	46	.70
Boyd, Bobby-WVU	JR	53	46	.87

HOME RUNS	CL	G	HR	HR/G
1. Gutierrez, Eric-TTU	SO	66	12	.18
2. Fish, Zach-OSU	JR	63	11	.17
3. Kirsch, Adam-TTU	SR	65	10	.15
Krietemeier, Tanne-OSU	SR	65	10	.15
5. Costello, Conor-OSU	SO	59	9	.15
McKay, Connor-KU	JR	59	9	.15
7. McBroom, Ryan-WVU	SR	54	8	.15
8. Neuse, Sheldon-OU	FR	58	7	.12
Four tied with 6 home runs				

DOUBLES	CL	G	2B	2B/G
1. Burleson, Bryant-TTU	JR	66	21	.32
Kirsch, Adam-TTU	SR	65	21	.32
3. Cron, Kevin-TCU	JR	66	18	.27
Gutierrez, Eric-TTU	SO	66	18	.27
5. Fish, Zach-OSU	JR	63	17	.27
Neuse, Sheldon-OU	FR	58	17	.29
7. Munden, Taylor-WVU	JR	52	16	.31
Fitzgerald, Dylan-TCU	SR	66	16	.24
Four tied with 15 doubles				

TRIPLES	CL	G	3B	3B/G
1. Neuse, Sheldon-OU	FR	58	7	.12
2. Neslony, Tyler-TTU	SO	45	6	.13
Haley, Hunter-OU	SO	55	6	.11
4. Payton, Mark-UT	SR	67	5	.07
5. Aikin, Craig-OU	SO	58	4	.07
Toth, Adam-BU	JR	57	4	.07
Marlow, Brooks-UT	JR	67	4	.06
Williams, Dustin-OSU	FR	45	4	.09
Seven tied with 3 triples				

RUNS BATTED IN	CL	G	RBI	RBI/G
1. Gutierrez, Eric-TTU	SO	66	58	.88
2. Krietemeier, Tanne-OSU	SR	65	52	.80
3. Kirsch, Adam-TTU	SR	65	51	.78
4. McBroom, Ryan-WVU	SR	54	49	.91
White, Boomer-TCU	SO	66	49	.74
6. Fish, Zach-OSU	JR	63	48	.76
7. Neuse, Sheldon-OU	FR	58	47	.81
8. McKay, Connor-KU	JR	59	45	.76
9. Arakawa, Tim-OSU	JR	66	44	.67
10. Smith, Dakota-KU	JR	52	43	.83

STOLEN BASES	CL	G	SB	SB/G
1. Jones, Cody-TCU	JR	66	29	.44
2. Johnson, Ben-UT	SO	67	21	.31
Kivett, Ross-K-STATE	SR	55	21	.38
4. Green, Gage-OSU	JR	64	20	.31
5. Payton, Mark-UT	SR	67	19	.28
6. Boyd, Bobby-WVU	JR	53	18	.34
7. Rice, Jacob-WVU	SR	54	16	.30

8. Santigate, RJ-K-STATE	SR	53	15	.28
Arakawa, Tim-OSU	JR	66	15	.23
Three tied with 13 stolen bases				

TOTAL BASES	CL	G	TB	TB/G
1. Gutierrez, Eric-TTU	SO	66	132	2.00
2. Kirsch, Adam-TTU	SR	65	126	1.94
3. Neuse, Sheldon-OU	FR	58	125	2.16
4. Fish, Zach-OSU	JR	63	124	1.97
5. Krietemeier, Tanne-OSU	SR	65	119	1.83
6. Cron, Kevin-TCU	JR	66	109	1.65
7. McBroom, Ryan-WVU	SR	54	108	2.00
8. Payton, Mark-UT	SR	67	107	1.60
9. White, Boomer-TCU	SO	66	104	1.58
James, Mac-OU	JR	57	104	1.82

WALKS	CL	G	BB	BB/G
1. Payton, Mark-UT	SR	67	57	.85
2. Arakawa, Tim-OSU	JR	66	47	.71
Marlow, Brooks-UT	JR	67	47	.70
4. Jones, Cody-TCU	JR	66	46	.70
5. Protacio, Justin-KU	JR	60	44	.73
6. Walton, Donnie-OSU	SO	66	38	.58
7. Smith, Stephen-TTU	FR	55	37	.67
Clemens, Kacy-UT	FR	65	37	.57
Four tied with 35 walks				

ON BASE PERCENTAGE	CL	G	AB	H	BB	HBP	SF	OB%
1. Payton, Mark-UT	SR	67	241	76	57	6	1	.456
2. Kivett, Ross-K-STATE	SR	55	210	70	35	8	2	.443
3. Smith, Stephen-TTU	FR	55	195	56	37	7	1	.417
4. Wright, Colby-KU	SO	51	156	49	23	6	3	.415
5. Santigate, RJ-K-STATE	SR	53	197	66	26	3	3	.415
6. Aikin, Craig-OU	SO	58	239	78	32	3	1	.411
7. Suiter, Michael-KU	JR	61	239	77	26	11	2	.410
8. Tharp, Tucker-KU	SR	60	210	65	21	15	1	.409
9. Walton, Donnie-OSU	SO	66	252	78	38	5	2	.407
10. Fleming, Billy-WVU	JR	53	222	78	16	6	2	.407

SLUGGING PERCENTAGE	CL	G	AB	H	2B	3B	HR	SLG%
1. Kirsch, Adam-TTU	SR	65	225	69	21	3	10	.560
2. Gutierrez, Eric-TTU	SO	66	245	74	18	2	12	.539
3. Neuse, Sheldon-OU	FR	58	240	73	17	7	7	.521
4. Fish, Zach-OSU	JR	63	240	74	17	0	11	.517
5. McBroom, Ryan-WVU	SR	54	211	72	12	0	8	.512
6. James, Mac-OU	JR	57	218	72	15	1	5	.477
7. Haley, Hunter-OU	SO	55	218	64	9	6	6	.472
8. Tharp, Tucker-KU	SR	60	210	65	15	0	6	.467
9. Kivett, Ross-K-STATE	SR	55	210	70	13	1	4	.462
10. Smith, Dakota-KU	JR	52	187	63	11	3	2	.460

WINS	CL	G	W-L
1. Wheeland, Vince-OSU	SR	31	10-1
Alexander, Tyler-TCU	FR	20	10-3
Morovick, Drew-KU	JR	25	10-4
4. Finnegan, Brandon-TCU	JR	17	9-3
Kipper, Jordan-TCU	JR	17	9-3
Thornhill, Nathan-UT	SR	21	9-3
Morrison, Preston-TCU	JR	18	9-4
8. Dusek, Dylan-TTU	FR	14	8-0
Smith, Cameron-TTU	JR	25	8-3
Perrin, Jon-OSU	JR	21	8-5

INNINGS PITCHED	CL	G	IP	IP/G
1. Morrison, Preston-TCU	JR	18	129.2	7.20
2. Duncan, Frank-KU	SR	16	118.2	7.42
3. Thornhill, Nathan-UT	SR	21	113.0	5.38
4. Musgrave, Harrison-WVU	JR	15	106.1	7.09
5. Finnegan, Brandon-TCU	JR	17	105.2	6.22
6. French, Parker-UT	JR	20	104.2	5.23
7. Perrin, Jon-OSU	JR	21	102.0	4.86
8. Alexander, Tyler-TCU	FR	20	99.0	4.95
9. Sadberry, Chris-TTU	JR	18	95.0	5.28
10. Kahana, Robert-KU	JR	15	85.2	5.71

**STRIKEOUTS**

	CL	G	SO	SO/G
1. Finnegan, Brandon-TCU	JR	17	134	11.41
2. Morrison, Preston-TCU	JR	18	95	6.59
3. Musgrave, Harrison-WVU	JR	15	87	7.36
4. Duncan, Frank-KU	SR	16	82	6.22
5. Perrin, Jon-OSU	JR	21	81	7.15
6. Choplick, Adam-OU	SO	15	76	9.46
7. Kipper, Jordan-TCU	JR	17	74	8.84
8. Ferrell, Riley-TCU	SO	31	70	13.90
9. Piche', Jordan-KU	SR	24	69	7.54
10. Thornhill, Nathan-UT	SR	21	68	5.42

APPEARANCES

	CL	App	GS	W-L	Sv
1. McCurry, Brendan-OSU	SR	35	0	5-0	19
2. Ashby, Doug-BU	SR	31	0	1-2	1
Wheeland, Vince-OSU	SR	31	3	10-1	0
Ferrell, Riley-TCU	SO	31	0	2-1	15
5. Michalec, Josh-BU	SR	30	0	0-5	21
6. Cooper, Morgan-UT	FR	29	1	4-2	3
Garza, Jr., Ralph-OU	SO	29	2	5-3	7
Villines, Stephen-KU	FR	29	0	2-2	8
Duke, Travis-UT	SO	29	0	2-1	2

Three tied with 28 appearances

SAVES

	CL	G	Sv
1. Michalec, Josh-BU	SR	30	21
2. McCurry, Brendan-OSU	SR	35	19
3. Ferrell, Riley-TCU	SO	31	15
4. Curtiss, John-UT	SO	28	9
5. Villines, Stephen-KU	FR	29	8
6. Garza, Jr., Ralph-OU	SO	29	7
7. Drozd, Jonny-TTU	SR	28	5
8. Carley, Sean-WVU	JR	18	4

Five tied with 3 saves

GAMES STARTED

	CL	App	GS	W-L	Sv
1. Morrison, Preston-TCU	JR	18	18	9-4	0
2. French, Parker-UT	JR	20	17	7-5	1
Finnegan, Brandon-TCU	JR	17	17	9-3	0
Sadberry, Chris-TTU	JR	18	17	5-3	0
5. Alexander, Tyler-TCU	FR	20	16	10-3	0
Duncan, Frank-KU	SR	16	16	6-4	0
Thornhill, Nathan-UT	SR	21	16	9-3	2
8. Musgrave, Harrison-WVU	JR	15	15	5-3	0
Kahana, Robert-KU	JR	15	15	4-7	0

Four tied with 14 games started

SHUTOUTS

	CL	G	ShO
1. Morrison, Preston-TCU	JR	18	3
2. MaVorhis, Levi-K-STATE	SO	15	2
Perrin, Jon-OSU	JR	21	2
4. Piche', Jordan-KU	SR	24	1
Smith, Cameron-TTU	JR	25	1
Griep, Nate-KSU	FR	15	1
Duncan, Frank-KU	SR	16	1

COMPLETE GAMES

	CL	App	GS	CG	W-L
1. Morrison, Preston-TCU	JR	18	18	5	9-4
Duncan, Frank-KU	SR	16	16	5	6-4
3. MaVorhis, Levi-K-STATE	SO	15	13	2	6-7
Perrin, Jon-OSU	JR	21	13	2	8-5
Piche', Jordan-KU	SR	24	8	2	6-5
Alexander, Tyler-TCU	FR	20	16	2	10-3
Kahana, Robert-KU	JR	15	15	2	4-7
Vance, Ross-WVU	SO	17	7	2	3-4

10 tied with 1 complete game

OPP. BATTING AVERAGE

	CL	G	AB	H	AVG.
1. Morrison, Preston-TCU	JR	18	457	90	.197
2. Finnegan, Brandon-TCU	JR	17	377	79	.210
3. Thornhill, Nathan-UT	SR	21	391	82	.210
4. Smith, Cameron-TTU	JR	25	232	49	.211
5. Kuntz, Brad-BU	JR	11	233	51	.219
6. Wheeland, Vince-OSU	SR	31	287	65	.226
7. Musgrave, Harrison-WVU	JR	15	396	90	.227
8. French, Parker-UT	JR	20	378	88	.233
9. Dusek, Dylan-TTU	FR	14	270	63	.233
10. Kipper, Jordan-TCU	JR	17	286	67	.23

TEAM FIELDING

	PO	A	E	DP	Pct
1. Texas Tech	1763	810	52	65	.980
2. TCU	1840	756	60	60	.977
3. West Virginia	1435	558	49	47	.976
4. Texas	1803	757	67	71	.974
5. Oklahoma State	1791	740	72	48	.972
6. Kansas	1623	671	70	49	.970
7. Kansas State	1424	601	76	41	.964
8. Baylor	1490	579	86	54	.960
9. Oklahoma	1575	598	91	44	.960



BIG 12 CONFERENCE

TEAM & INDIVIDUAL GAME HIGHS - ALL GAMES

TEAM GAME HIGHS

BATTING

At bats:	72	TCU (vs Sam Houston State, May 31, 2014)
Runs scored:	24	Kansas State (vs Northern Colorado, Mar 15, 2014)
Hits:	21	Texas Tech (vs Abilene Christian, Apr 08, 2014)
RBI's:	21	Kansas State (vs Northern Colorado, Mar 15, 2014)
Doubles:	8	Kansas State (vs Northern Colorado, Mar 15, 2014)
Triples:	5	Texas Tech (vs New Mexico State, Mar 07, 2014)
Home runs:	4	Texas (vs Kansas State, May 18, 2014)
Total bases:	36	Oklahoma (vs CSU Bakersfield, Apr 05, 2014)
Walks:	13	Oklahoma (vs Oklahoma State, Apr 15, 2014)
	13	Oklahoma State (vs Incarnate Word, Feb 14, 2014)
	13	TCU (vs Dallas Baptist, Mar 04, 2014)
Strikeouts:	19	TCU (vs Sam Houston State, May 31, 2014)
Sac hits:	5	TCU (vs Sam Houston State, May 31, 2014)
Sac flies:	3	Seven games tied
Stolen bases:	6	West Virginia (vs The Citadel, Feb 16, 2014)
	6	Kansas State (vs Northern Colorado, Mar 14, 2014)
Caught stealing:	3	West Virginia (vs Oklahoma, Apr 17, 2014)
	3	Baylor (vs Kansas State, Apr 18, 2014)
	3	TCU (vs Kansas, Apr 11, 2014)
Hit by pitch:	6	TCU (vs Northern Colorado, Feb 18, 2014)
Runners LOB:	18	Oklahoma (vs Oklahoma State, Apr 15, 2014)
	18	Oklahoma State (vs Arizona State, May 03, 2014)
Hit into DP:	5	Kansas State (vs Portland, Feb 20, 2014)
	5	Texas Tech (vs Oral Roberts, Feb 23, 2014)

FIELDING

Putouts:	66	TCU (vs Sam Houston State, May 31, 2014)
Assists:	29	TCU (vs Sam Houston State, May 31, 2014)
Errors:	6	Kansas State (vs Saint Mary's College, Feb 23, 2014)
	6	Baylor (vs Cal State Fullerton, Mar 07, 2014)
Passed balls:	3	Baylor (vs TCU, May 16, 2014)
DPs turned:	4	Eight games tied

PITCHING

Innings pitched:	22.0	TCU (vs Sam Houston State, May 31, 2014)
Strikeouts:	17	TCU (vs Siena, May 30, 2014)
Wild pitches:	5	Oklahoma (vs UAPB, Feb 18, 2014)
	5	TCU (vs Texas Tech, Mar 23, 2014)
Hit batters:	5	Oklahoma (vs UCF, Feb 22, 2014)
	5	Oklahoma (vs The Citadel, Feb 21, 2014)
	5	West Virginia (vs UNC-Wilmington, Mar 23, 2014)

GAME HIGHS (BOTH TEAMS)

BATTING

At bats:	138	Oklahoma vs Oklahoma State (Apr 15, 2014)
Runs scored:	28	Kansas State vs TCU (May 04, 2014)
Hits:	33	Oklahoma vs Oklahoma State (Apr 15, 2014)
RBI's:	22	Oklahoma State vs Kansas State (May 11, 2014)
	22	Kansas State vs TCU (May 04, 2014)
Doubles:	10	Kansas State vs Texas Tech (Apr 13, 2014)
Triples:	5	New Mexico State vs Texas Tech (Mar 07, 2014)
Home runs:	5	Oklahoma vs Oklahoma State (Apr 15, 2014)
Total bases:	54	Baylor vs Oklahoma (May 03, 2014)
	54	Oklahoma vs Oklahoma State (Apr 15, 2014)
Walks:	23	Oklahoma vs Oklahoma State (Apr 15, 2014)
Strikeouts:	26	Oklahoma vs Oklahoma State (Apr 15, 2014)
Sac hits:	6	Baylor vs Texas (Apr 04, 2014)
Sac flies:	3	Seven games tied
Stolen bases:	7	Baylor vs Kansas State (Apr 17, 2014)
Caught stealing:	3	Four games tied
Hit by pitch:	6	Four games tied
Runners LOB:	35	Oklahoma vs Oklahoma State (Apr 15, 2014)
Hit into DP:	6	Oklahoma vs Texas Tech (Apr 26, 2014)

FIELDING

Putouts:	108	Oklahoma vs Oklahoma State (Apr 15, 2014)
Assists:	44	Oklahoma vs Oklahoma State (Apr 15, 2014)
Errors:	7	Oklahoma vs Oklahoma State (Apr 15, 2014)
Passed balls:	3	TCU vs Oklahoma State (Mar 30, 2014)
	3	TCU vs Baylor (May 16, 2014)
DPs turned:	6	Oklahoma vs Texas Tech (Apr 26, 2014)

PITCHING

Innings pitched:	36.0	Oklahoma vs Oklahoma State (Apr 15, 2014)
Strikeouts:	26	Oklahoma vs Oklahoma State (Apr 15, 2014)
Hits allowed:	1	UAPB vs Texas Tech (Mar 25, 2014)
Wild pitches:	6	Texas Tech vs TCU (Mar 23, 2014)
Hit batters:	6	Oklahoma vs Texas Tech (Apr 27, 2014)
	6	TCU vs Oklahoma State (Mar 30, 2014)
	6	West Virginia vs Kansas (May 11, 2014)

INDIVIDUAL GAME HIGHS

BATTING

At bats:	10	Odell, TCU (vs Sam Houston State, May 31, 2014)
Runs scored:	4	10 players tied
Hits:	5	Six players tied
RBI's:	8	Neuse, S., Oklahoma (vs CSU Bakersfield, Apr 05, 2014)
Doubles:	3	Five players tied
Triples:	2	Neuse, S., Oklahoma (vs Belmont, Mar 15, 2014)
	2	Haley, H., Oklahoma (vs CSU Bakersfield, Apr 05, 2014)
Home runs:	2	Eight players tied
Total bases:	11	Neuse, S., Oklahoma (vs CSU Bakersfield, Apr 05, 2014)
Walks:	5	Ritchie, Texas Tech (vs Oklahoma State, Apr 05, 2014)
Strikeouts:	5	Cron, TCU (vs Sam Houston State, May 31, 2014)
	5	Jones, C., TCU (vs Virginia, Jun 17, 2014)
Sac hits:	3	Doe, Baylor (vs TCU, May 15, 2014)
	3	Lyons, Texas Tech (vs New Mexico State, Mar 06, 2014)
Sac flies:	2	Seven players tied
Stolen bases:	4	Brown, M., Kansas State (vs Texas, May 17, 2014)
Caught stealing:	2	Sluder, Oklahoma State (vs Missouri State, Mar 18, 2014)
Hit by pitch:	3	Guerrini, R., West Virginia (vs Sacramento State, Mar 08, 2014)
	3	Suiter, M., Kansas (vs Texas Tech, May 03, 2014)
Runners LOB:	10	Castellano, TCU (vs Oklahoma, Mar 18, 2014)

FIELDING

Putouts:	27	Cron, TCU (vs Sam Houston State, May 31, 2014)
Assists:	11	Jones, TCU (vs Sam Houston State, May 31, 2014)
Errors:	4	Fisher, A., Kansas State (vs Saint Mary's College, Feb 23, 2014)
Passed balls:	3	Menard, Baylor (vs TCU, May 16, 2014)

PITCHING

Innings pitched:	9.0	28 players tied
Strikeouts:	14	Duncan, F., Kansas (vs Miss. Valley State, Feb 23, 2014)
	14	Vance, R., West Virginia (vs Ohio State, Apr 15, 2014)
Wild pitches:	3	Six players tied
Hit batters:	3	12 players tied



TEAM & INDIVIDUAL STATISTICS - BIG 12 GAMES

TEAM BATTING

		G	Avg	OB%	Slug%	AB	R	H	2B	3B	HR	RBI	BB	SO	SB	SBA	S	SF
1.	TCU	24	.291	.371	.373	802	121	233	41	5	5	103	76	122	25	40	17	12
2.	Texas Tech	24	.287	.364	.401	833	139	239	45	4	14	118	83	140	9	10	11	8
3.	West Virginia	23	.282	.353	.373	794	98	224	35	5	9	92	72	111	24	35	12	6
4.	Oklahoma	24	.280	.340	.388	811	104	227	37	9	11	93	68	114	20	28	10	8
5.	Oklahoma State	24	.278	.372	.385	780	123	217	31	2	16	107	88	149	21	29	36	5
6.	Texas	24	.271	.354	.378	839	109	227	47	2	13	100	92	135	28	33	30	2
7.	Kansas	24	.253	.345	.327	770	97	195	31	1	8	92	83	138	6	12	30	7
8.	Kansas State	24	.238	.330	.303	780	91	186	23	0	9	79	83	150	33	37	10	6
9.	Baylor	23	.218	.287	.298	726	71	158	32	4	6	63	57	155	19	31	24	7

TEAM PITCHING

		G	ERA	Avg	W	L	IP	H	R	ER	BB	SO	CG	HR	ShO	SV	BB/9	SO/9
1.	Oklahoma State	24	2.43	.232	18	6	211.0	179	76	57	75	131	2	7	3	9	3.20	5.59
2.	TCU	24	2.54	.221	17	7	212.2	170	72	60	59	190	2	8	6	8	2.50	8.04
3.	Texas	24	2.82	.239	13	11	217.1	190	87	68	82	138	1	3	4	5	3.40	5.71
4.	Kansas	24	3.03	.264	15	9	211.0	208	81	71	60	110	6	11	1	7	2.56	4.69
5.	Baylor	23	3.60	.270	8	15	202.2	210	110	81	87	124	1	9	1	7	3.86	5.51
6.	West Virginia	23	3.98	.277	9	14	203.2	215	103	90	80	133	3	11	1	2	3.54	5.88
7.	Texas Tech	24	4.09	.268	14	10	211.0	214	107	96	84	151	0	8	1	3	3.58	6.44
8.	Oklahoma	24	5.27	.307	8	16	210.0	257	149	123	85	149	0	14	0	2	3.64	6.39
9.	Kansas State	24	6.44	.321	5	19	202.2	263	168	145	90	88	2	20	2	0	4.00	3.91

INDIVIDUAL BATTING

Min 2.5 AB/Team game	CL	G	Avg	OB%	Slug%	AB	R	H	2B	3B	HR	RBI	BB	SO	SB-SBA	S	SF
1.	Johnson, Brad-WVU	JR	16	.397	.426	.483	58	5	23	3	1	0	10	1	9	4-4	0 0
2.	Neslony, Tyler-TTU	SO	17	.377	.419	.580	69	10	26	8	0	2	9	3	7	0-0	0 0
3.	Aikin, Craig-OU	SO	24	.365	.425	.479	96	16	35	5	3	0	10	10	14	2-3	1 0
4.	Fitzgerald, Dylan-TCU	SR	24	.364	.436	.489	88	19	32	8	0	1	13	8	20	2-3	0 1
5.	Toth, Adam-BU	JR	23	.348	.383	.528	89	14	31	3	2	3	11	4	13	5-7	1 0
6.	Burleson, Bryant-TTU	JR	24	.333	.368	.505	99	16	33	9	1	2	18	4	15	1-1	1 1
7.	Fleming, Billy-WVU	JR	23	.330	.377	.433	97	14	32	5	1	1	16	6	10	1-3	1 1
8.	Boyd, Bobby-WVU	JR	23	.330	.369	.383	94	14	31	3	1	0	7	5	3	5-7	5 2
9.	Redman, Hunter-TTU	JR	22	.328	.384	.358	67	8	22	2	0	0	13	6	10	1-1	3 0
10.	White, Boomer-TCU	SO	24	.319	.356	.394	94	18	30	4	0	1	21	5	4	3-5	3 3

INDIVIDUAL PITCHING

Min 1.0 IP/Team game	CL	G	GS	ERA	Avg	W	L	IP	H	R	ER	BB	SO	CG	HR	ShO	SV	BB/9	SO/9	
1.	Morrison, Preston-TCU	JR	8	8	1.14	.188	5	1	55.1	37	9	7	8	42	2	1	2	0	1.30	6.83
2.	Perrin, Jon-OSU	JR	8	8	1.46	.221	5	3	55.2	44	11	9	14	44	2	1	2	0	2.26	7.11
3.	Wheeland, Vince-OSU	SR	14	1	1.51	.197	7	0	41.2	26	8	7	8	13	0	1	0	0	1.73	2.81
4.	Buffett, Tyler-OSU	FR	8	7	2.00	.214	1	1	36.0	28	11	8	19	18	0	1	0	0	4.75	4.50
5.	Kahana, Robert-KU	JR	8	8	2.06	.262	3	3	52.1	51	16	12	14	14	2	0	0	0	2.41	2.41
6.	Thornhill, Nathan-UT	SR	8	8	2.09	.211	2	2	47.1	35	12	11	15	32	1	2	0	0	2.85	6.08
7.	Teakell, Trey-TCU	JR	10	0	2.25	.188	3	0	24.0	15	6	6	4	15	0	1	0	0	1.50	5.62
8.	Drozd, Jonny-TTU	SR	9	0	2.36	.271	4	0	34.1	35	10	9	8	27	0	0	0	1	2.10	7.08
9.	Duncan, Frank-KU	SR	8	8	2.54	.268	4	1	60.1	61	17	17	11	37	2	3	0	0	1.64	5.52
10.	Peters, Dillon-UT	JR	7	7	2.55	.241	4	2	42.1	38	14	12	13	36	0	0	0	0	2.76	7.65

HITS

	CL	G	H	H/G	
1.	Aikin, Craig-OU	SO	24	35	1.46
2.	Burleson, Bryant-TTU	JR	24	33	1.38
3.	Fleming, Billy-WVU	JR	23	32	1.39
	Fitzgerald, Dylan-TCU	SR	24	32	1.33
5.	Boyd, Bobby-WVU	JR	23	31	1.35
	Toth, Adam-BU	JR	23	31	1.35
7.	Odell, Derek-TCU	JR	24	30	1.25
	White, Boomer-TCU	SO	24	30	1.25
9.	Marlow, Brooks-UT	JR	24	29	1.21

Four tied with 28 hits

RUNS SCORED

	CL	G	R	R/G	
1.	Fitzgerald, Dylan-TCU	SR	24	19	.79
2.	White, Boomer-TCU	SO	24	18	.75
	Protacio, Justin-KU	JR	24	18	.75
4.	Carter, Madison-UT	SR	18	17	.94
5.	Barrera, Tres-UT	FR	24	16	.67
	Jones, Cody-TCU	JR	24	16	.67
	Kirsch, Adam-TTU	SR	24	16	.67
	Burleson, Bryant-TTU	JR	24	16	.67
	Aikin, Craig-OU	SO	24	16	.67

Six tied with 15 runs scored



HOME RUNS		CL	G	HR	HR/G
1.	Kirsch, Adam-TTU	SR	24	6	.25
2.	Barrera, Tres-UT	FR	24	5	.21
3.	Fish, Zach-OSU	JR	24	4	.17
	Gutierrez, Eric-TTU	SO	24	4	.17

Nine tied with 3 home runs

DOUBLES		CL	G	2B	2B/G
1.	Marlow, Brooks-UT	JR	24	9	.38
	Burleson, Bryant-TTU	JR	24	9	.38
3.	Payton, Mark-UT	SR	24	8	.33
	Neslony, Tyler-TTU	SO	17	8	.47
	Gutierrez, Eric-TTU	SO	24	8	.33
	Fitzgerald, Dylan-TCU	SR	24	8	.33

Five tied with 7 doubles

TRIPLES		CL	G	3B	3B/G
1.	Aikin, Craig-OU	SO	24	3	.13
2.	Toth, Adam-BU	JR	23	2	.09
	Neuse, Sheldon-OU	FR	24	2	.08
	Haley, Hunter-OU	SO	24	2	.08

23 tied with 1 triples

RUNS BATTED IN		CL	G	RBI	RBI/G
1.	Gutierrez, Eric-TTU	SO	24	21	.88
	White, Boomer-TCU	SO	24	21	.88
3.	Burleson, Bryant-TTU	JR	24	18	.75
	Barrera, Tres-UT	FR	24	18	.75
5.	Fish, Zach-OSU	JR	24	17	.71
	Kirsch, Adam-TTU	SR	24	17	.71
	Smith, Dakota-KU	JR	22	17	.77

Four tied with 16 RBI

STOLEN BASES		CL	G	SB	SB/G
1.	Kivett, Ross-K-STATE	SR	24	12	.50
2.	Payton, Mark-UT	SR	24	8	.33
3.	Brown, Max-K-STATE	JR	17	7	.41
	Johnson, Ben-UT	SO	24	7	.29
	Haley, Hunter-OU	SO	24	7	.29
	Green, Gage-OSU	JR	24	7	.29

Six tied with 5 stolen bases

TOTAL BASES		CL	G	TB	TB/G
1.	Barrera, Tres-UT	FR	24	50	2.08
	Burleson, Bryant-TTU	JR	24	50	2.08
3.	Gutierrez, Eric-TTU	SO	24	48	2.00
4.	Toth, Adam-BU	JR	23	47	2.04
5.	Aikin, Craig-OU	SO	24	46	1.92
	Marlow, Brooks-UT	JR	24	46	1.92
7.	Kirsch, Adam-TTU	SR	24	45	1.88
	Neuse, Sheldon-OU	FR	24	45	1.88
9.	Fish, Zach-OSU	JR	24	44	1.83
10.	Fitzgerald, Dylan-TCU	SR	24	43	1.79

WALKS		CL	G	BB	BB/G
1.	Protacio, Justin-KU	JR	24	20	.83
2.	Payton, Mark-UT	SR	24	16	.67
3.	Saxon, Saulyer-OSU	SR	23	15	.65
4.	Clemens, Kacy-UT	FR	23	14	.61
5.	Marlow, Brooks-UT	JR	24	13	.54
6.	Constantini, Micha-WVU	SR	23	12	.52
	Santigate, RJ-KSU	SR	22	12	.55
	Smith, Stephen-TTU	FR	22	12	.55

Five tied with 12 walks

ON BASE PERCENTAGE		CL	G	AB	H	BB	HBP	SF	OB%
1.	Fitzgerald, Dylan-TCU	SR	24	88	32	8	4	1	.436
2.	McConaughy, Craig-OSU	SR	24	70	22	6	8	0	.429
3.	Johnson, Brad-WVU	JR	16	58	23	1	2	0	.426
4.	Aikin, Craig-OU	SO	24	96	35	10	0	0	.425
5.	Neslony, Tyler-TTU	SO	17	69	26	3	2	0	.419
6.	Saxon, Saulyer-OSU	SR	23	63	17	15	1	0	.418
7.	Green, Gage-OSU	JR	24	88	27	8	8	1	.410
8.	Barrera, Tres-UT	FR	24	91	28	10	5	0	.406
9.	Rice, Jacob-WVU	SR	23	84	26	11	3	1	.404
10.	Tharp, Tucker-KU	SR	24	79	23	9	6	1	.400

SLUGGING PERCENTAGE		CL	G	AB	H	2B	3B	HR	SLG%
1.	Neslony, Tyler-TTU	SO	17	69	26	8	0	2	.580
2.	Barrera, Tres-UT	FR	24	91	28	7	0	5	.549
3.	Toth, Adam-BU	JR	23	89	31	3	2	3	.528
4.	Burleson, Bryant-TTU	JR	24	99	33	9	1	2	.505
5.	Kirsch, Adam-TTU	SR	24	90	22	3	1	6	.500
6.	Gutierrez, Eric-TTU	SO	24	97	28	8	0	4	.495
7.	Fitzgerald, Dylan-TCU	SR	24	88	32	8	0	1	.489
8.	Fish, Zach-OSU	JR	24	91	27	5	0	4	.484
9.	Johnson, Brad-WVU	JR	16	58	23	3	1	0	.483
10.	Aikin, Craig-OU	SO	24	96	35	5	3	0	.479

WINS		CL	G	W-L
1.	Wheeland, Vince-OSU	SR	14	7-0
2.	Finnegan, Brandon-TCU	JR	7	5-1
	Morrison, Preston-TCU	JR	8	5-1
	Perrin, Jon-OSU	JR	8	5-3
5.	Drozd, Jonny-TTU	SR	9	4-0
	Duncan, Frank-KU	SR	8	4-1
	Alexander, Tyler-TCU	FR	8	4-2
	Peters, Dillon-UT	JR	7	4-2
	Piche', Jordan-KU	SR	10	4-4

Six tied with 3 victories

INNINGS PITCHED		CL	G	IP	IP/G
1.	Duncan, Frank-KU	SR	8	60.1	7.54
2.	Musgrave, Harrison-WVU	JR	8	59.2	7.46
3.	Perrin, Jon-OSU	JR	8	55.2	6.96
4.	Morrison, Preston-TCU	JR	8	55.1	6.92
5.	Kahana, Robert-KU	JR	8	52.1	6.54
6.	Thornhill, Nathan-UT	SR	8	47.1	5.92
7.	Piche', Jordan-KU	SR	10	47.0	4.70
8.	MaVorhis, Levi-K-STATE	SO	9	45.2	5.07
9.	Sadberry, Chris-TTU	JR	8	43.0	5.38
	French, Parker-UT	JR	8	43.0	5.38

STRIKEOUTS		CL	G	SO	SO/G
1.	Finnegan, Brandon-TCU	JR	7	47	10.57
2.	Musgrave, Harrison-WVU	JR	8	45	6.79
3.	Perrin, Jon-OSU	JR	8	44	7.11
4.	Morrison, Preston-TCU	JR	8	42	6.83
5.	Choplick, Adam-OU	SO	8	37	9.08
	Duncan, Frank-KU	SR	8	37	5.52
7.	Peters, Dillon-UT	JR	7	36	7.65
8.	Thornhill, Nathan-UT	SR	8	32	6.08

Three tied with 30 strikeouts

APPEARANCES		CL	App	GS	W-L	Sv
1.	Michalec, Josh-BU	SR	14	0	0-3	7
	Wheeland, Vince-OSU	SR	14	1	7-0	0
3.	Hollingsworth, Chad-UT	SO	13	0	1-0	1
4.	McCurry, Brendan-OSU	SR	12	0	1-0	8
	Evans, Jacob-OU	SO	12	6	1-4	0
	Cooper, Morgan-UT	FR	12	0	1-2	1

Six tied with 12 appearances

SAVES		CL	G	Sv
1.	McCurry, Brendan-OSU	SR	12	8
	Ferrell, Riley-TCU	SO	11	8
3.	Michalec, Josh-BU	SR	14	7
4.	Villines, Stephen-KU	FR	11	6
5.	Curtiss, John-UT	SO	11	3
	Carley, Sean-WVU	JR	9	2

Nine tied with 1 save

GAMES STARTED		CL	App	GS	W-L	Sv
1.	Sadberry, Chris-TTU	JR	8	8	2-2	0
	Thornhill, Nathan-UT	SR	8	8	2-2	0
	Duncan, Frank-KU	SR	8	8	4-1	0
	Perrin, Jon-OSU	JR	8	8	5-3	0
	Musgrave, Harrison-WVU	JR	8	8	2-2	0
	Morrison, Preston-TCU	JR	8	8	5-1	0
	French, Parker-UT	JR	8	8	2-3	0
	Kahana, Robert-KU	JR	8	8	3-3	0

Seven tied with 7 games started



SHUTOUTS		CL	G	ShO
1.	Perrin, Jon-OSU	JR	8	2
	Morrison, Preston-TCU	JR	8	2
3.	MaVorhis, Levi-K-STATE	SO	9	1
	Piche', Jordan-KU	SR	10	1
	Griep, Nate-K-STATE	FR	8	1

COMPLETE GAMES		CL	App	GS	CG	W-L
1.	Piche', Jordan-KU	SR	10	6	2	4-4
	Kahana, Robert-KU	JR	8	8	2	3-3
	Perrin, Jon-OSU	JR	8	8	2	5-3
	Morrison, Preston-TCU	JR	8	8	2	5-1
	Duncan, Frank-KU	SR	8	8	2	4-1

Seven tied with 1 complete game

OPP. BATTING AVERAGE		CL	G	AB	H	AVG.
1.	Teakell, Trey-TCU	JR	10	80	15	.188
2.	Morrison, Preston-TCU	JR	8	197	37	.188
3.	Smith, Cameron-TTU	JR	10	85	16	.188
4.	Wheeland, Vince-OSU	SR	14	132	26	.197
5.	Stone, Austin-BU	JR	4	90	18	.200
6.	Thornhill, Nathan-UT	SR	8	166	35	.211
7.	Buffett, Tyler-OSU	FR	8	131	28	.214
8.	Perrin, Jon-OSU	JR	8	199	44	.221
9.	Kuntz, Brad-BU	JR	6	140	31	.221
10.	Musgrave, Harrison-WVU	JR	8	225	53	.236

TEAM FIELDING		PO	A	E	DP	Pct
1.	Oklahoma State	633	285	17	20	.982
2.	Kansas	633	275	18	27	.981
3.	Texas Tech	633	289	19	26	.980
4.	West Virginia	611	227	20	21	.977
5.	TCU	638	263	23	25	.975
6.	Texas	652	280	29	26	.970
7.	Kansas State	608	255	31	18	.965
8.	Baylor	608	220	30	18	.965
9.	Oklahoma	630	254	33	17	.964

TEAM & INDIVIDUAL GAME HIGHS - BIG 12 GAMES

TEAM GAME HIGHS

BATTING	
At bats:	48 Texas (vs Texas Tech, Mar 30, 2014)
Runs scored:	21 TCU (vs Kansas State, May 04, 2014)
Hits:	19 Texas (vs Kansas State, May 16, 2014)
	19 Oklahoma (vs Baylor, May 03, 2014)
	19 Texas Tech (vs Oklahoma, Apr 26, 2014)
RBI:	18 TCU (vs Kansas State, May 04, 2014)
Doubles:	7 Texas Tech (vs Kansas State, Apr 13, 2014)
Triples:	2 Four games tied
Home runs:	4 Texas (vs Kansas State, May 18, 2014)
Total bases:	35 Oklahoma (vs Baylor, May 03, 2014)
Walks:	10 Kansas State (vs Texas, May 18, 2014)
Strikeouts:	15 Texas Tech (vs TCU, Mar 23, 2014)
Sac hits:	4 Four games tied
Sac flies:	2 11 games tied
Stolen bases:	5 Four games tied
Caught stealing:	3 TCU (vs Kansas, Apr 11, 2014)
	3 West Virginia (vs Oklahoma, Apr 17, 2014)
	3 Baylor (vs Kansas State, Apr 18, 2014)
Hit by pitch:	4 Four games tied
Runners LOB:	15 Texas (vs Texas Tech, Mar 30, 2014)
	15 Kansas State (vs Texas, May 18, 2014)
Hit into DP:	4 Four games tied
FIELDING	
Putouts:	36 Texas (vs Texas Tech, Mar 30, 2014)
	36 Texas Tech (vs Texas, Mar 30, 2014)
	36 West Virginia (vs Baylor, Mar 28, 2014)
Assists:	22 West Virginia (vs Texas Tech, May 15, 2014)
Errors:	5 Texas (vs West Virginia, May 02, 2014)
Passed balls:	3 Baylor (vs TCU, May 16, 2014)
DPs turned:	4 Four games tied

PITCHING

Innings pitched:	12.0 Texas (vs Texas Tech, Mar 30, 2014)
	12.0 Texas Tech (vs Texas, Mar 30, 2014)
	12.0 West Virginia (vs Baylor, Mar 28, 2014)
Strikeouts:	15 TCU (vs Texas Tech, Mar 23, 2014)
Wild pitches:	5 TCU (vs Texas Tech, Mar 23, 2014)
Hit batters:	4 Four games tied

GAME HIGHS (BOTH TEAMS)

BATTING

At bats:	90 Texas vs Texas Tech (Mar 30, 2014)
Runs scored:	28 Kansas State vs TCU (May 04, 2014)
Hits:	30 Baylor vs Oklahoma (May 03, 2014)
	30 Kansas vs Baylor (Apr 27, 2014)
RBI:	22 Oklahoma State vs Kansas State (May 11, 2014)
	22 Kansas State vs TCU (May 04, 2014)
Doubles:	10 Kansas State vs Texas Tech (Apr 13, 2014)
Triples:	4 Oklahoma vs Texas Tech (Apr 26, 2014)
Home runs:	4 Four games tied
Total bases:	54 Baylor vs Oklahoma (May 03, 2014)
Walks:	17 Texas vs Kansas State (May 18, 2014)
Strikeouts:	21 Texas Tech vs TCU (Mar 21, 2014)
Sac hits:	6 Baylor vs Texas (Apr 04, 2014)
Sac flies:	2 13 games tied
Stolen bases:	7 Baylor vs Kansas State (Apr 17, 2014)
Caught stealing:	3 Four games tied
Hit by pitch:	6 West Virginia vs Kansas (May 11, 2014)
	6 TCU vs Oklahoma State (Mar 30, 2014)
	6 Oklahoma vs Texas Tech (Apr 27, 2014)
Runners LOB:	27 Texas vs Texas Tech (Mar 30, 2014)
	27 Texas vs Kansas State (May 18, 2014)
Hit into DP:	6 Oklahoma vs Texas Tech (Apr 26, 2014)

FIELDING

Putouts:	72 Texas vs Texas Tech (Mar 30, 2014)
Assists:	39 West Virginia vs Texas Tech (May 15, 2014)
Errors:	6 Texas vs West Virginia (May 02, 2014)
	6 Kansas State vs TCU (May 04, 2014)
Passed balls:	3 TCU vs Oklahoma State (Mar 30, 2014)
	3 TCU vs Baylor (May 16, 2014)
DPs turned:	6 Oklahoma vs Texas Tech (Apr 26, 2014)

PITCHING

Innings pitched:	24.0 Texas vs Texas Tech (Mar 30, 2014)
Runs allowed:	1 Kansas vs Baylor (Apr 25, 2014)
	1 Texas Tech vs Baylor (Mar 14, 2014)
Earned runs:	1 Five games tied
Walks allowed:	1 West Virginia vs TCU (Apr 05, 2014)
	1 Baylor vs Kansas State (Apr 19, 2014)
	1 Kansas vs Texas (Mar 15, 2014)
Strikeouts:	21 Texas Tech vs TCU (Mar 21, 2014)
Hits allowed:	6 Kansas vs Baylor (Apr 25, 2014)
Wild pitches:	6 Texas Tech vs TCU (Mar 23, 2014)
Hit batters:	6 West Virginia vs Kansas (May 11, 2014)
	6 Oklahoma vs Texas Tech (Apr 27, 2014)
	6 TCU vs Oklahoma State (Mar 30, 2014)

INDIVIDUAL GAME HIGHS

BATTING

At bats:	6 20 players tied
Runs scored:	4 Ritchie, Texas Tech (vs Oklahoma State, Apr 05, 2014)
	4 Crain, TCU (vs Kansas State, May 04, 2014)
	4 Fitzgerald, TCU (vs Kansas State, May 04, 2014)
Hits:	5 Toth, Baylor (vs Oklahoma, May 04, 2014)
	5 Krietemeier, Oklahoma State (vs West Virginia, Apr 12, 2014)
	5 Toth, Baylor (vs Kansas, Apr 27, 2014)
RBI:	6 Kirsch, Texas Tech (vs Oklahoma State, Apr 05, 2014)
	6 Porter, Baylor (vs Oklahoma, May 04, 2014)
Doubles:	3 Payton, Texas (vs Oklahoma, Apr 13, 2014)
	3 Burleson, Texas Tech (vs Kansas State, Apr 13, 2014)
Triples:	1 32 players tied

Home runs:	2	Five players tied
Total bases:	10	Kirsch, Texas Tech (vs Oklahoma State, Apr 05, 2014)
	10	Fleming, B., West Virginia (vs Kansas, May 11, 2014)
Walks:	5	Ritchie, Texas Tech (vs Oklahoma State, Apr 05, 2014)
Strikeouts:	4	Dodson, Baylor (vs Oklahoma, May 02, 2014)
	4	Kirsch, Texas Tech (vs Oklahoma, Apr 25, 2014)
Sac hits:	3	Doe, Baylor (vs TCU, May 15, 2014)
Sac flies:	2	Hinojosa, Texas (vs Baylor, Apr 05, 2014)
Stolen bases:	4	Brown, M., Kansas State (vs Texas, May 17, 2014)
Caught stealing:	1	70 players tied
Hit by pitch:	3	Suiter, M., Kansas (vs Texas Tech, May 03, 2014)
Runners LOB:	7	DeBord, Bl., Kansas State (vs Texas, May 18, 2014)

FIELDING

Putouts:	16	Gutierrez, Texas Tech (vs Texas, Mar 30, 2014)
	16	Gutierrez, Texas Tech (vs Texas, Mar 29, 2014)
Assists:	8	Walton, Oklahoma State (vs Texas, Apr 25, 2014)
	8	Proudfoot, Texas Tech (vs Texas, Mar 29, 2014)
	8	Burleson, Texas Tech (vs Oklahoma, Apr 26, 2014)
Errors:	3	Hinojosa, Texas (vs West Virginia, May 02, 2014)
Passed balls:	3	Menard, Baylor (vs TCU, May 16, 2014)

PITCHING

Innings pitched:	9.0	14 players tied
Strikeouts:	11	Finnegan, TCU (vs Texas, Apr 17, 2014)
Wild pitches:	3	4 players tied
Hit batters:	3	5 players tied

PHILLIPS 66 BIG 12 BASEBALL CHAMPIONSHIP

WEDNESDAY, MAY 21

Game 1:	No. 6 West Virginia 10, No. 3 Kansas 9
Game 2:	No. 2 TCU 8, No. 7 Baylor 5
Game 3:	No. 1 Oklahoma State 13, No. 8 Oklahoma 4
Game 4:	No. 5 Texas 8, No. 4 Texas Tech 3

THURSDAY MAY 22

Game 5:	No. 7 Baylor 4, No. 3 Kansas 3
Game 6:	No. 8 Oklahoma 9, No. 4 Texas Tech 8
Game 7:	No. 2 TCU 6, No. 6 West Virginia 2
Game 8:	No. 5 Texas 3, No. 1 Oklahoma State 0

FRIDAY MAY 23

Game 9:	No. 7 Baylor 9, No. 6 West Virginia 4
Game 10:	No. 1 Oklahoma State 11, No. 8 Oklahoma 8

SATURDAY, MAY 24

Game 11:	No. 2 TCU 4, No. 7 Baylor 1
Game 12:	No. 1 Oklahoma State 3, No. 5 Texas 1
Game 13:	No. 1 Oklahoma State 6, No. 5 Texas 4

SUNDAY, MAY 25

Championship:	No. 2 TCU 7, No. 1 Oklahoma State 1
---------------	-------------------------------------

2014 ALL-BIG 12 AWARDS

FIRST TEAM

INF -	Sheldon Neuse, Oklahoma, Fr.*
	Donnie Walton, Oklahoma State, So.*
	Eric Gutierrez, Texas Tech, So.
	Tim Proudfoot, Texas Tech, Jr.
	Billy Fleming, West Virginia, Jr.
C -	Gage Green, Oklahoma State, Jr.
OF -	Zach Fish, Oklahoma State, Jr.ˆ
	Boomer White, TCU, So.
	Mark Payton, Texas, Sr.ˆ#
	Bobby Boyd, West Virginia, Jr.
DH -	Adam Kirsch, Texas Tech**
UTL -	Mac James, Oklahoma

P -	Frank Duncan, Kansas, Sr.#
	Jon Perrin, Oklahoma State, Jr.
	Brandon Finnegan, TCU, Jr.*
	Preston Morrison, TCU, Jr.ˆˆ
	Josh Michalec, Baylor, Sr.
	Brendan McCurry, Oklahoma State*
	Vince Wheeland, Oklahoma State, Sr.ˆˆ
	Riley Ferrell, TCU, So.*

SECOND TEAM

INF -	Colby Wright, Kansas, So.
	Tim Arakawa, Oklahoma State, Jr.
	Kevin Cron, TCU, Jr.
	Derek Odell, TCU, Jr.
	Brooks Marlow, Texas, Jr.
	Ryan McBroom, West Virginia, Sr.+
C -	Ka'iana Eldredge, Kansas, Sr.
	Hunter Redman, Texas Tech, Jr.
OF -	Craig Aikin, Oklahoma, So.
	Michael Suiter, Kansas, Jr.+
	Tyler Neslony, Texas Tech, So.
DH -	Connor McKay, Kansas, Jr.**
UTL -	Ross Kivett, Kansas State, Sr.ˆ
P -	Tyler Alexander, TCU, Fr.
	Nathan Thornhill, Texas, Sr.
	Chris Sadberry, Texas Tech, Jr.
	Harrison Musgrave, West Virginia, Jr.ˆ
	Chad Hollingsworth, Texas, So.

HONORABLE MENTION

Baylor - Adam Toth
Kansas - Robert Kahana, Jordan Piche, Justin Protacio, Tucker Tharp, Dakota Smith, Stephen Villines
Oklahoma - Austin O'Brien, Hunter Haley
Oklahoma State - Tanner Krietemeier, Craig McConaughy
TCU - Kyle Bacak, Garrett Crain, Dylan Fitzgerald, Cody Jones, Keaton Jones
Texas - Ben Johnson
Texas Tech - Bryant Burleson, Jonny Drozd, Cameron Smith
West Virginia - Sean Carley, John Means, Taylor Munden, Cam O'Brien, Ross Vance

ALL-FRESHMAN TEAM

Daniel Castano, Baylor, LHP
Stephen Villines, Kansas, RHP
Tanner DeVinny, Kansas State, DH
Sheldon Neuse, Oklahoma, INF/RHP*
Austin O'Brien, Oklahoma, INF
Blake Battenfield, Oklahoma State, RHP
Tyler Buffett, Oklahoma State, RHP
Tyler Alexander, TCU, LHP*
Tres Barrera, Texas, C
Morgan Cooper, Texas, RHP
Zane Gurwitz, Texas, INF
Stephen Smith, Texas Tech, OF

Ties in voting created four first team relief pitchers, four first team outfielders, two second team catchers, and six second team infielders. Unanimous Choice; ˆ2013 First Team Honoree; +2013 Second Team Honoree; #2012 Second Team Honoree; **Each DH was selected as a unanimous choice with Kirsch earning first team honors based on the weight of the votes.*

Player of the Year - Zach Fish, Oklahoma State, Jr., OF
Pitcher of the Year - Preston Morrison, TCU, Jr., RHP
Newcomer of the Year - Adam Kirsch, Texas Tech, Sr., DH
Freshman of the Year - Sheldon Neuse, Oklahoma, INF
Scholar-Athlete of the Year - Doug Ashby, Baylor, Sr., LHP
Coach of the Year - Josh Holliday, Oklahoma State



NCAA FINAL RANKINGS

TEAM <i>(Only Top 50 teams included)</i>	50. Texas Tech	75	INDIVIDUAL <i>(Only Top 50 players included)</i>	33. Brett Doe, BU	14
Batting Average			Runs	43. Keaton Jones, TCU	13
48. West Virginia	.287		50. Justin Protacio, KU	43. Colby Wright, KU	13
49. Oklahoma	.287				
Scoring			Hits	Sacrifice Flies	
36. Oklahoma State	6.1		33. Boomer White, TCU	26. Shane Conlon, K-STATE	7
46. Texas Tech	5.9			26. Ryan McBroom, WVU	7
Runs			Doubles	ERA	
13. Oklahoma State	400		16. Bryant Burleson, TTU	9. Preston Morrison, TCU	1.32
17. Texas Tech	387		16. Adam Kirsch, TTU	15. Nathan Thornhill, UT	1.51
48. Kansas	345			16. Vince Wheeland, OSU	1.52
Hits			Triples Per Game	Wins	
14. TCU	628		19. Sheldon Neuse, OU	26. Tyler Alexander, TCU	10
15. Texas Tech	627		26. Hunter Haley, OU	26. Drew Morovick, KU	10
28. Oklahoma State	608			26. Vince Wheeland, OSU	10
43. Kansas	582		Triples	49. Brandon Finnegan, TCU	9
45. Oklahoma	580		7. Sheldon Neuse, OU	49. Jordan Kipper, TCU	9
50. Texas	573		20. Hunter Haley, OU	49. Preston Morrison, TCU	9
			20. Tyler Neslony, TTU	49. Nathan Thornhill, UT	9
			39. Mark Payton, UT		
Doubles Per Game			Home Runs Per Game	Saves	
30. Texas Tech	1.89		50. Eric Gutierrez, TTU	2. Josh Michalec, BU	21
Doubles				5. Brendan McCurry, OSU	19
6. Texas Tech	125		Home Runs	11. Riley Ferrell, TCU	15
Triples Per Game			19. Eric Gutierrez, TTU		
12. Texas Tech	0.39		30. Zach Fish, OSU	Strikeouts Per Nine Innings	
17. Oklahoma	0.38		44. Adam Kirsch, TTU	3. Brandon Finnegan, TCU	11.41
Triples			44. Tanner Krietemeier, OSU	36. Adam Choplick, OU	9.46
3. Texas Tech	26			Strikeouts	
12. Oklahoma	22		RBI	3. Brandon Finnegan, TCU	134
40. Texas	18		16. Eric Gutierrez, TTU	42. Preston Morrison, TCU	95
Home Runs Per Game			49. Tanner Krietemeier, OSU		
12. Oklahoma State	.80			Hits Allowed Per Nine Innings	
Home Runs			Total Bases	28. Preston Morrison, TCU	6.25
8. Oklahoma State	53		30. Eric Gutierrez, TTU	41. Cameron Smith, TTU	6.52
Slugging Percentage			47. Adam Kirsch, TTU	43. Nathan Thornhill, UT	6.53
35. Texas Tech	.406			Walks Allowed Per Nine Innings	
42. Oklahoma	.401		Stolen Bases Per Game	13. Tyler Alexander, TCU	1.00
43. Oklahoma State	.401		48. Cody Jones, TCU	16. Frank Duncan, KU	1.06
Stolen Bases Per Game				17. Jacob Evans, OU	1.07
22. Kansas State	1.62		Stolen Bases	48. Preston Morrison, TCU	1.46
37. West Virginia	1.48		13. Cody Jones, TCU	Strikeout-to-Walk Ratio	
49. TCU	1.39			6. Jacob Evans, OU	7.71
Stolen Bases			Walks Per Game	15. Frank Duncan, KU	5.86
15. TCU	92		9. Mark Payton, UT	29. Tyler Alexander, TCU	5.36
20. Kansas State	89		36. Justin Protacio, KU		
41. West Virginia	80		46. Tim Arakawa, OSU	WHIP	
Walks				6. Preston Morrison, TCU	0.86
2. Oklahoma State	324		Walks	31. Vince Wheeland, OSU	0.98
8. Texas	288		3. Mark Payton, UT	41. Tyler Alexander, TCU	1.00
18. TCU	262		11. Tim Arakawa, OSU	Complete Games	
21. Texas Tech	260		11. Brooks Marlow, UT	10. Frank Duncan, KU	5
48. Kansas State	236		13. Cody Jones, TCU	10. Brandon Finnegan, TCU	5
Sacrifice Bunts			18. Justin Protacio, KU	Games Started	
1. Texas	104			3. Preston Morrison, TCU	18
3. Oklahoma State	88		Hit By Pitch	14. Brandon Finnegan, TCU	17
10. Kansas	76		42. Craig McConaughy, OSU	14. Parker French, UT	17
31. TCU	63			14. Chris Sadberry, TTU	17
Hit By Pitch			Toughest to Strikeout	29. Tyler Alexander, TCU	16
26. Oklahoma State	85		2. Carter Yagi, K-STATE	29. Frank Duncan, KU	16
40. Kansas State	79		20. Blair Beck, KU	29. Nathan Thornhill, UT	16
50. TCU	75		23. Mac James, OU		
				Appearances	
			Sacrifice Bunts Per Game	12. Brendan McCurry, OSU	35
			9. Donnie Walton, OSU	41. Doug Ashby, BU	31
			24. Kyle Bacak, TCU	41. Riley Ferrell, TCU	31
			26. Brett Doe, BU	41. Vince Wheeland, OSU	31
			44. Colby Wright, KU		
			Sacrifice Bunts		
			4. Donnie Walton, OSU		
			10. Kyle Bacak, TCU		
			17. C.J. Hinojosa, UT		
			22. Madison Carter, UT		

2014

School	CONFERENCE							OVERALL							Streak	vs. Top 25
	W	L	T	Pct.	H	A	N	W	L	T	Pct.	H	A	N		
Oklahoma State	18	6	0	.750	7-2-0	9-3-0	2-1-0	48	18	0	.727	25-10-0	13-4-0	10-4-0	Lost 2	10-9
TCU	17	7	0	.708	9-3-0	8-4-0	0-0-0	48	18	0	.727	27-8-0	12-6-0	9-4-0	Lost 2	12-7
Kansas	15	9	0	.625	8-4-0	7-5-0	0-0-0	35	26	0	.574	12-9-0	11-13-0	12-4-0	Lost 2	6-6
Texas Tech	14	10	0	.583	10-2-0	4-8-0	0-0-0	45	21	0	.682	33-4-0	9-10-0	3-7-0	Lost 2	12-10
Texas	13	11	0	.542	5-7-0	8-4-0	0-0-0	46	21	0	.687	24-10-0	13-6-0	9-5-0	Lost 1	9-6
West Virginia	9	14	0	.391	7-4-0	2-10-0	0-0-0	28	26	0	.519	11-4-0	12-18-0	5-4-0	Lost 2	4-9
Baylor	8	15	0	.348	5-7-0	3-8-0	0-0-0	26	31	0	.456	20-10-0	4-16-0	2-5-0	Lost 1	9-13
Oklahoma	8	16	0	.333	4-8-0	3-6-0	1-2-0	29	29	0	.500	19-15-0	5-8-0	5-6-0	Lost 1	5-13
Kansas State	5	19	0	.208	4-8-0	1-11-0	0-0-0	25	30	0	.455	16-9-0	6-19-0	3-2-0	Lost 1	1-8

NCAA Participants (5): Kansas, Oklahoma State, TCU, Texas, Texas Tech

CWS Participants (3): TCU, Texas, Texas Tech

2013

School	CONFERENCE							OVERALL							Streak	vs. Top 25
	W	L	T	Pct.	H	A	N	W	L	T	Pct.	H	A	N		
Kansas State	16	8	0	.667	9-3-0	7-5-0	0-0-0	45	19	0	.703	26-7-0	13-10-0	6-2-0	Lost 2	6-6
Oklahoma State	13	10	0	.565	7-4-0	4-5-0	2-1-0	41	19	0	.683	24-7-0	8-7-0	9-5-0	Lost 1	4-3
Oklahoma	13	11	0	.542	7-2-0	5-7-0	1-2-0	43	21	0	.672	25-6-0	9-12-0	9-3-0	Lost 2	5-7
West Virginia	13	11	0	.542	8-4-0	5-7-0	0-0-0	33	26	0	.559	15-5-0	12-14-0	6-7-0	Won 2	4-4
Baylor	12	11	0	.522	9-3-0	3-8-0	0-0-0	27	28	0	.491	17-10-0	6-14-0	4-4-0	Lost 3	5-6
Kansas	12	12	0	.500	7-5-0	5-7-0	0-0-0	34	25	0	.576	17-6-0	8-14-0	9-5-0	Lost 1	4-4
TCU	12	12	0	.500	7-5-0	5-7-0	0-0-0	29	28	0	.509	16-14-0	11-12-0	2-2-0	Lost 2	3-10
Texas Tech	9	15	0	.375	5-7-0	4-8-0	0-0-0	26	30	0	.464	19-10-0	6-16-0	1-4-0	Won 1	5-8
Texas	7	17	0	.292	4-8-0	3-9-0	0-0-0	27	24	0	.529	22-10-0	5-14-0	0-0	Won 1	2-7

NCAA Participants (3): K-State, Oklahoma, Oklahoma State

CWS Participants: None

2012

School	CONFERENCE							OVERALL							Streak	vs. Top 25
	W	L	T	Pct.	H	A	N	W	L	T	Pct.	H	A	N		
Baylor	20	4	0	.833	12-0-0	8-4-0	0-0-0	49	17	0	.742	36-5-0	12-10-0	2-1-0	Lost 2	10-6
Texas A&M	16	8	0	.667	10-4-0	6-4-0	0-0-0	43	18	0	.705	31-12-0	11-4-0	1-2-0	Lost 2	10-7
Texas	14	10	0	.583	6-4-0	8-6-0	0-0-0	30	22	0	.577	20-7-0	8-9-0	2-6-0	Lost 2	7-8
Oklahoma	13	10	0	.565	8-4-0	4-4-0	1-2-0	42	25	0	.627	24-8-0	11-14-0	7-3-0	Lost 2	8-9
Oklahoma State	13	11	0	.542	6-3-0	5-7-0	2-1-0	32	25	0	.561	24-7-0	6-15-0	2-3-0	Lost 6	3-11
Missouri	10	14	0	.417	7-5-0	3-9-0	0-0-0	33	28	0	.541	21-11-0	6-16-0	6-1-0	Lost 1	6-8
Kansas	7	16	0	.304	5-6-0	2-10-0	0-0-0	24	34	0	.414	11-10-0	6-16-0	7-8-0	Lost 1	4-7
Kansas State	7	17	0	.292	3-9-0	4-8-0	0-0-0	27	31	0	.466	17-12-0	9-16-0	1-3-0	Lost 1	3-11
Texas Tech	7	17	0	.292	5-7-0	2-10-0	0-0-0	29	26	0	.527	22-11-0	6-13-0	1-2-0	Won 1	4-6

NCAA Participants (4): Baylor, Missouri, Oklahoma, Texas A&M

CWS Participants: None

2011

School	CONFERENCE							OVERALL							Streak	vs. Top 25
	W	L	T	Pct.	H	A	N	W	L	T	Pct.	H	A	N		
Texas	19	8	0	.704	12-3-0	7-5-0	0-0-0	49	19	0	.721	36-9-0	10-6-0	3-4-0	Lost 2	10-7
Texas A&M	19	8	0	.704	10-2-0	9-6-0	0-0-0	47	22	0	.681	30-9-0	12-9-0	5-4-0	Lost 2	9-9
Oklahoma	14	11	0	.560	9-2-0	4-7-0	1-2-0	41	19	0	.683	28-4-0	9-9-0	4-6-0	Lost 3	6-8
Oklahoma State	14	12	0	.538	8-3-0	4-8-0	2-1-0	35	25	0	.583	25-7-0	5-12-0	5-6-0	Lost 4	6-10
Baylor	13	14	0	.481	7-8-0	6-6-0	0-0-0	31	28	0	.525	16-14-0	11-9-0	3-5-0	Lost 2	8-9
Kansas State	12	14	0	.462	8-5-0	4-9-0	0-0-0	36	25	0	.590	23-8-0	10-11-0	3-6-0	Lost 3	7-13
Texas Tech	12	15	0	.444	8-4-0	4-11-0	0-0-0	33	25	0	.561	22-12-0	9-11-0	2-2-0	Lost 2	6-14
Missouri	11	15	0	.423	6-5-0	5-10-0	0-0-0	27	32	0	.458	15-13-0	7-15-0	5-4-0	Lost 1	5-9
Nebraska	9	17	0	.346	7-8-0	2-9-0	0-0-0	30	25	0	.545	21-11-0	4-14-0	5-0-0	Won 2	4-10
Kansas	9	18	0	.333	7-7-0	2-11-0	0-0-0	26	30	0	.464	19-11-0	5-16-0	2-3-0	Lost 3	4-13

NCAA Participants (6): Baylor, Kansas State, Oklahoma, Oklahoma State, Texas, Texas A&M

CWS Participants (2): Texas, Texas A&M

2010

School	CONFERENCE							OVERALL							Streak	vs. Top 25
	W	L	T	Pct.	H	A	N	W	L	T	Pct.	H	A	N		
Texas	24	3	0	.889	11-1-0	3-2-0	0-0-0	50	13	0	.794	35-6-0	13-3-0	2-4-0	Lost 1	12-3
Oklahoma	15	10	0	.600	5-5-0	8-4-0	2-1-0	50	18	0	.735	25-6-0	17-7-0	8-5-0	Lost 2	8-8
Kansas State	14	12	0	.538	10-4-0	4-8-0	0-0-0	37	22	0	.627	21-6-0	7-10-0	9-6-0	Lost 1	3-7
Texas A&M	14	12	1	.537	8-7-0	6-5-1	0-0-0	43	21	1	.669	26-11-0	10-9-1	7-1-0	Lost 1	7-10
Texas Tech	13	14	0	.481	8-7-0	5-7-0	0-0-0	28	29	0	.491	20-11-0	7-12-0	1-6-0	Lost 1	7-11
Baylor	12	13	0	.480	8-4-0	4-9-0	0-0-0	36	24	0	.600	26-10-0	5-12-0	5-2-0	Lost 1	6-10
Kansas	11	15	1	.426	5-7-1	6-8-0	0-0-0	31	27	1	.534	15-8-1	11-15-0	5-4-0	Lost 6	4-13-1
Missouri	10	16	0	.385	7-7-0	3-9-0	0-0-0	29	26	0	.527	18-9-0	4-10-0	7-7-0	Won 1	5-9
Nebraska	10	17	0	.370	6-6-0	4-11-0	0-0-0	27	27	0	.500	19-7-0	5-20-0	3-0-0	Won 4	3-10
Oklahoma State	8	19	0	.296	5-7-0	2-10-0	1-2-0	29	26	0	.527	23-10-0	4-12-0	2-4-0	Lost 3	3-5

NCAA Participants (5): Baylor, Kansas State, Oklahoma, Texas A&M

CWS Participants (1): Oklahoma



2009

School	CONFERENCE							OVERALL							Last 5	Streak
	W	L	T	Pct.	H	A	N	W	L	T	Pct.	H	A	N		
Texas	17	9	1	.648	9-5-1	8-4-0	0-0-0	50	16	1	.754	32-7-1	11-6-0	7-3-0	3-2	Lost 1
Oklahoma	17	10	0	.630	8-4-0	7-5-0	2-1-0	43	20	0	.683	26-6-0	13-10-0	4-4-0	2-3	Lost 1
Missouri	16	11	0	.593	8-4-0	8-7-0	0-0-0	35	27	0	.565	20-8-0	9-9-0	6-10-0	2-3	Lost 1
Kansas State	14	11	1	.558	6-7-0	8-4-1	0-0-0	43	18	1	.702	24-7-0	13-9-1	6-2-0	2-3	Lost 2
Kansas	15	12	0	.556	11-3-0	4-9-0	0-0-0	39	24	0	.619	25-3-0	9-15-0	5-6-0	2-3	Lost 1
Texas A&M	14	13	0	.519	10-2-0	4-11-0	0-0-0	37	24	0	.607	27-9-0	5-11-0	5-4-0	3-2	Lost 1
Texas Tech	12	15	0	.444	7-5-0	5-10-0	0-0-0	25	32	0	.439	15-7-0	7-19-0	3-6-0	1-4	Lost 1
Baylor	10	16	0	.385	7-8-0	3-8-0	0-0-0	30	26	0	.536	20-12-0	5-11-0	5-3-0	2-3	Lost 2
Oklahoma State	9	16	0	.360	4-6-0	4-8-0	1-2-0	34	24	0	.586	19-9-0	9-12-0	6-3-0	3-2	Lost 2
Nebraska	8	19	0	.296	5-10-0	3-9-0	0-0-0	25	28	1	.472	16-14-0	8-12-1	1-2-0	3-2	Won 3

NCAA Participants (8): Baylor, Kansas, Kansas State, Missouri, Oklahoma, Oklahoma State, Texas, Texas A&M

CWS Participants (1): Texas

2008

School	CONFERENCE							OVERALL							Last 5	Streak
	W	L	T	Pct.	H	A	N	W	L	T	Pct.	H	A	N		
Texas A&M	19	8	0	.704	12-3-0	7-5-0	0-0-0	46	19	0	.708	34-9-0	11-8-0	1-2-0	2-3	Lost 2
Oklahoma State	18	9	0	.667	9-3-0	7-5-0	2-1-0	44	18	0	.710	28-6-0	9-9-0	7-3-0	3-2	Lost 1
Nebraska	17	9	1	.648	9-2-1	8-7-0	0-0-0	41	16	1	.716	29-5-1	10-9-0	2-2-0	2-3	Lost 2
Missouri	16	11	0	.593	11-4-0	5-7-0	0-0-0	39	21	0	.650	23-5-0	9-11-0	7-5-0	1-4	Lost 2
Texas	15	12	0	.556	5-7-0	10-5-0	0-0-0	39	22	0	.639	19-12-0	13-6-0	7-4-0	3-2	Lost 1
Baylor	11	16	0	.407	6-6-0	5-10-0	0-0-0	32	26	0	.552	21-10-0	10-14-0	12-0-0	2-3	Lost 2
Kansas State	11	16	0	.407	6-8-0	5-8-0	0-0-0	29	29	0	.500	18-11-0	7-15-0	4-3-0	3-2	Lost 1
Oklahoma	9	17	1	.352	6-6-0	2-9-1	1-2-0	36	26	1	.579	21-10-0	6-12-1	9-4-0	2-3	Lost 1
Kansas	9	18	0	.333	7-6-0	2-12-0	0-0-0	30	27	0	.526	18-7-0	3-15-0	9-5-0	1-4	Lost 4
Texas Tech	9	18	0	.333	7-8-0	2-10-0	0-0-0	25	30	0	.455	15-11-0	3-15-0	7-4-0	3-2	Won 1

NCAA Participants (6): Missouri, Nebraska, Oklahoma, Oklahoma State, Texas, Texas A&M

CWS Participants: None

2007

School	CONFERENCE							OVERALL							Last 5	Streak
	W	L	T	Pct.	H	A	N	W	L	T	Pct.	H	A	N		
Texas	21	6	0	.778	8-4-0	13-2-0	0-0-0	46	17	0	.730	25-6-0	12-5-0	9-6-0	3-2	Lost 1
Missouri	19	8	0	.704	8-4-0	11-4-0	0-0-0	42	18	0	.700	20-6-0	16-6-0	6-6-0	3-2	Lost 2
Oklahoma State	16	11	0	.593	8-6-0	8-5-0	0-0-0	42	21	0	.667	19-9-0	14-9-0	9-3-0	3-2	Lost 1
Nebraska	14	13	0	.519	6-6-0	8-7-0	0-0-0	32	27	0	.542	15-10-0	11-11-0	6-6-0	2-3	Lost 1
Texas A&M	13	13	0	.500	7-6-0	6-7-0	0-0-0	48	19	0	.716	34-8-0	8-10-0	6-1-0	3-2	Lost 2
Baylor	12	15	0	.444	8-7-0	4-8-0	0-0-0	35	27	0	.565	23-10-0	7-12-0	5-5-0	2-3	Lost 1
Oklahoma	11	16	0	.444	6-6-0	5-10-0	0-0-0	34	24	0	.586	22-7-0	8-9-0	4-8-0	3-2	Lost 1
Kansas State	10	16	0	.407	6-7-0	4-9-0	0-0-0	34	24	0	.586	19-9-0	7-12-0	8-3-0	1-4	Lost 1
Kansas	9	17	0	.346	4-9-0	5-8-0	0-0-0	28	30	0	.483	16-11-0	9-18-0	3-1-0	3-2	Lost 2
Texas Tech	8	18	0	.308	5-6-0	3-9-0	0-0-0	28	27	0	.509	20-12-0	4-13-0	4-2-0	2-3	Won 1

NCAA Participants (6): Baylor, Missouri, Nebraska, Oklahoma State, Texas, Texas A&M

CWS Participants: None

2006

School	CONFERENCE							OVERALL							Last 5	Streak
	W	L	T	Pct.	H	A	N	W	L	T	Pct.	H	A	N		
Texas	19	7	0	.731	10-22-0	9-5-0	0-0-0	41	21	0	.661	25-6-0	12-13-0	4-2-0	2-3	Lost 2
Oklahoma State	18	9	0	.667	10-2-0	8-7-0	0-0-0	41	20	0	.672	28-4-0	8-10-0	6-6-0	2-3	Lost 1
Nebraska	17	10	0	.630	9-3-0	8-7-0	0-0-0	42	17	0	.712	25-7-0	13-9-0	9-1-0	2-3	Lost 2
Oklahoma	17	10	0	.630	8-7-0	9-3-0	0-0-0	45	22	0	.672	20-7-0	14-8-0	6-7-0	3-2	Lost 1
Kansas	13	14	0	.481	9-4-0	4-10-0	0-0-0	43	25	0	.632	21-6-0	12-15-0	10-2-0	3-2	Lost 2
Baylor	13	14	0	.481	10-2-0	3-12-0	0-0-0	37	26	0	.587	27-7-0	8-15-0	3-2-0	3-2	Lost 1
Missouri	12	15	0	.444	8-7-0	4-8-0	0-0-0	35	28	0	.556	16-11-0	11-12-0	8-5-0	3-2	Lost 2
Texas Tech	9	16	1	.365	7-5-1	2-11-0	0-0-0	31	26	1	.543	22-8-1	5-13-0	4-5-0	0-5	Lost 6
Kansas State	8	17	2	.333	5-9-0	3-8-2	0-0-0	31	20	2	.604	22-9-0	7-9-2	2-2-0	5-0	Won 5
Texas A&M	6	20	1	.241	6-8-1	0-12-0	0-0-0	25	30	1	.455	18-13-1	6-13-0	1-4-0	1-3-1	Lost 3

NCAA Participants (7): Baylor, Kansas, Missouri, Nebraska, Oklahoma, Oklahoma State, Texas

CWS Participants: None

2005

School	CONFERENCE							OVERALL							Last 5	Streak
	W	L	T	Pct.	H	A	N	W	L	T	Pct.	H	A	N		
Nebraska	19	8	0	.704	11-4-0	8-4-0	0-0-0	57	15	0	.792	33-4-0	15-5-0	10-5-0	3-2	Lost 2
Baylor	19	8	0	.704	11-4-0	8-4-0	0-0-0	46	24	0	.657	25-11-0	13-10-0	8-3-0	3-2	Lost 1
Texas	16	10	0	.615	11-3-0	5-7-0	0-0-0	56	16	0	.778	36-5-0	13-9-0	7-2-0	5-0	Won 7
Missouri	16	11	0	.593	9-3-0	7-8-0	0-0-0	40	23	0	.635	21-5-0	9-13-0	10-5-0	3-2	Lost 1
Oklahoma	14	13	0	.519	8-4-0	6-9-0	0-0-0	35	26	0	.574	24-5-0	5-15-0	6-6-0	3-2	Lost 1
Oklahoma State	12	15	0	.444	8-4-0	4-11-0	0-0-0	34	25	0	.576	25-8-0	7-13-0	2-4-0	2-3	Lost 2
Kansas	11	15	0	.423	7-7-0	4-8-0	0-0-0	36	28	0	.562	22-11-0	8-14-0	6-3-0	2-3	Lost 3
Texas Tech	9	16	0	.360	6-5-0	3-11-0	0-0-0	34	25	0	.576	23-9-0	6-12-0	5-4-0	2-3	Lost 2
Texas A&M	9	18	0	.333	6-6-0	3-12-0	0-0-0	30	25	1	.545	16-10-1	7-13-0	7-2-0	1-4	Lost 2
Kansas State	8	19	0	.296	6-7-0	2-12-0	0-0-0	30	25	0	.545	22-9-0	3-13-0	5-3-0	2-3	Lost 3

NCAA Participants (5): Baylor, Missouri, Nebraska, Oklahoma, Texas

CWS Participants (3): Baylor, Nebraska, Texas



2004

School	CONFERENCE							OVERALL							Last 5	Streak
	W	L	T	Pct.	H	A	N	W	L	T	Pct.	H	A	N		
Texas	19	7	0	.731	9-3-0	10-4-0	0-0-0	58	15	0	.795	32-5-0	16-6-0	10-4-0	3-2	Lost 2
Oklahoma	19	8	0	.704	10-2-0	9-6-0	1-2-0	38	24	0	.613	22-12-0	10-7-0	6-5-0	2-3	Lost 1
Texas Tech	17	9	0	.654	9-5-0	8-4-0	0-0-0	40	21	0	.656	26-11-0	8-6-0	6-4-0	2-3	Lost 1
Oklahoma State	15	11	0	.577	8-4-0	5-6-0	2-1-0	38	24	0	.613	19-10-0	7-9-0	12-5-0	3-2	Lost 1
Texas A&M	14	12	0	.538	8-6-0	6-6-0	0-0-0	42	22	0	.656	27-9-0	12-11-0	3-2-0	2-3	Lost 2
Baylor	13	12	0	.520	6-4-0	7-8-0	0-0-0	29	31	0	.483	19-16-0	8-13-0	2-2-0	2-3	Lost 1
Missouri	12	14	0	.462	9-6-0	3-8-0	0-0-0	38	23	1	.621	21-11-0	8-10-1	9-2-0	3-2	Lost 1
Nebraska	11	16	0	.407	5-7-0	6-9-0	0-0-0	36	23	0	.610	19-8-0	10-10-0	7-5-0	2-3	Lost 2
Kansas	7	19	0	.269	4-9-0	3-10-0	0-0-0	31	31	1	.500	20-12-0	9-17-0	2-2-1	4-1	Won 4
Kansas State	4	23	0	.148	1-13-0	3-10-0	0-0-0	26	30	0	.464	15-14-0	4-13-0	7-3-0	0-5	Lost 5

NCAA Participants (5): Missouri, Oklahoma, Oklahoma State, Texas, Texas A&M, Texas Tech CWS Participants (1): Texas

2003

School	CONFERENCE							OVERALL							Last 5	Streak
	W	L	T	Pct.	H	A	N	W	L	T	Pct.	H	A	N		
Nebraska	20	7	0	.740	12-2-0	8-4-0	0-1-0	47	18	0	.723	29-6-0	11-8-0	7-4-0	3-2	Lost 1
Texas A&M	19	8	0	.704	9-3-0	10-5-0	0-0-0	45	19	0	.703	25-6-0	11-9-0	9-4-0	2-3	Lost 2
Texas	19	8	0	.704	13-2-0	5-6-0	1-0-0	50	20	0	.714	31-8-0	10-8-0	7-2-0	3-2	Lost 1
Missouri	15	11	0	.577	8-3-0	7-8-0	0-0-0	36	22	0	.621	20-5-0	13-11-0	3-6-0	3-2	Lost 1
Baylor	15	12	0	.556	9-6-0	6-6-0	0-0-0	45	23	0	.662	21-9-0	16-11-0	8-3-0	3-2	Lost 2
Oklahoma State	14	13	0	.519	8-4-0	5-7-0	1-2-0	34	24	0	.586	18-6-0	8-8-0	8-10-0	2-3	Lost 2
Oklahoma	10	17	0	.370	5-7-0	3-9-0	2-1-0	23	31	0	.426	14-11-0	4-15-0	5-5-0	2-3	Lost 1
Kansas	9	18	0	.333	5-9-0	4-9-0	0-0-0	35	28	0	.556	16-11-0	17-14-0	2-3-0	1-4	Lost 3
Texas Tech	8	18	0	.308	5-7-0	3-11-0	0-0-0	30	25	0	.545	25-11-0	5-14-0	0-0-0	3-2	Lost 1
Kansas State	5	22	0	.185	4-9-0	1-13-0	0-0-0	15	37	0	.288	6-13-0	2-20-0	7-4-0	2-3	Won 1

NCAA Participants (5): Baylor, Missouri, Nebraska, Texas, Texas A&M CWS Participants (1): Texas

2002

School	CONFERENCE							OVERALL							Last 5	Streak
	W	L	T	Pct.	H	A	N	W	L	T	Pct.	H	A	N		
Texas	19	8	0	.704	8-4-0	11-4-0	0-0-0	57	15	0	.792	33-8-0	13-6-0	11-1-0	5-0	Won 6
Nebraska	16	11	0	.593	9-3-0	7-8-0	0-0-0	47	21	0	.691	29-5-0	13-11-0	5-5-0	3-2	Lost 2
Texas Tech	16	11	0	.593	11-4-0	5-7-0	0-0-0	42	20	0	.677	28-5-0	9-8-0	5-7-0	3-2	Lost 1
Oklahoma	15	12	0	.556	9-3-0	4-8-0	2-1-0	35	27	0	.565	23-6-0	8-14-0	4-7-0	3-2	Lost 4
Oklahoma State	13	13	0	.500	9-6-0	3-5-0	1-2-0	37	21	0	.638	27-8-0	5-7-0	5-6-0	1-4	Lost 4
Kansas State	13	13	0	.500	7-7-0	6-6-0	0-0-0	30	25	0	.545	16-10-0	7-8-0	7-7-0	3-2	Lost 1
Baylor	13	13	0	.500	9-2-0	4-11-0	0-0-0	36	26	0	.581	25-6-0	9-15-0	2-5-0	2-3	Lost 1
Texas A&M	13	14	0	.481	9-6-0	4-8-0	0-0-0	35	24	0	.593	19-8-0	8-10-0	8-6-0	1-4	Lost 2
Missouri	9	16	0	.360	4-10-0	5-6-0	0-0-0	24	29	0	.453	15-17-0	5-9-0	4-3-0	1-4	Lost 1
Kansas	5	21	0	.192	3-9-0	2-12-0	0-0-0	22	29	0	.431	16-11-0	6-18-0	0-0-0	3-2	Lost 1

NCAA Participants (5): Baylor, Nebraska, Oklahoma, Texas, Texas Tech CWS Participants (2): Nebraska, Texas

2001

School	CONFERENCE							OVERALL							Last 5	Streak
	W	L	T	Pct.	H	A	N	W	L	T	Pct.	H	A	N		
Nebraska	20	8	0	.714	10-3-0	10-5-0	0-0-0	50	16	0	.758	23-4-0	18-8-0	9-4-0	3-2	Lost 2
Texas Tech	19	10	1	.650	12-5-0	7-5-1	0-0-0	43	20	1	.683	28-7-0	9-7-1	6-6-0	3-2	Lost 1
Texas	19	11	0	.633	12-3-0	7-8-0	0-0-0	36	26	0	.581	25-10-0	9-11-0	2-5-0	2-3	Lost 2
Baylor	17	10	0	.630	10-5-0	7-5-0	0-0-0	37	24	0	.607	22-12-0	12-9-0	3-3-0	2-3	Lost 2
Oklahoma State	16	14	0	.533	8-6-0	5-8-0	3-0-0	42	22	0	.656	22-7-0	7-12-0	13-3-0	3-2	Lost 1
Texas A&M	15	15	0	.500	9-7-0	6-8-0	0-0-0	33	27	0	.550	16-11-0	8-14-0	9-2-0	3-2	Lost 1
Oklahoma	13	16	1	.450	8-6-1	5-7-0	0-3-0	25	33	1	.431	17-11-1	6-15-0	2-7-0	2-3	Lost 1
Iowa State	11	15	0	.423	7-4-0	4-11-0	0-0-0	24	29	1	.453	13-6-0	9-21-0	2-2-1	3-2	Lost 1
Kansas State	10	17	0	.370	9-6-0	1-11-0	0-0-0	25	28	0	.472	18-11-0	4-15-0	3-2-0	1-4	Lost 4
Missouri	11	19	0	.367	7-7-0	4-12-0	0-0-0	31	24	1	.564	19-9-0	10-13-0	2-2-1	1-4	Won 1
Kansas	7	23	0	.233	5-10-0	2-13-0	0-0-0	26	30	0	.464	19-12-0	2-16-0	5-2-0	5-0	Won 5

NCAA Participants (7): Baylor, Kansas, Missouri, Nebraska, Oklahoma, Oklahoma State, Texas CWS Participants (1): Nebraska

2000

School	CONFERENCE							OVERALL							Last 5	Streak
	W	L	T	Pct.	H	A	N	W	L	T	Pct.	H	A	N		
Baylor	23	7	0	.767	14-1-0	9-6-0	0-0-0	45	17	0	.726	26-7-0	16-9-0	3-1-0	2-3	Lost 3
Nebraska	21	9	0	.700	13-2-0	8-7-0	0-0-0	51	17	0	.750	24-4-0	16-11-0	11-2-0	3-2	Lost 2
Oklahoma	20	10	0	.667	8-4-0	10-6-0	3-0-0	41	23	0	.641	20-9-0	13-11-0	8-3-0	2-3	Lost 1
Texas	19	10	0	.655	11-4-0	8-6-0	0-0-0	46	21	0	.687	30-9-0	14-8-0	3-2-0	3-2	Lost 2
Texas Tech	18	12	0	.600	11-4-0	7-8-0	0-0-0	36	26	0	.581	25-8-0	8-14-0	3-4-0	2-3	Lost 1
Oklahoma State	14	13	0	.519	12-3-0	2-7-0	0-3-0	36	22	0	.621	25-6-0	4-8-0	7-8-0	2-3	Lost 3
Missouri	13	14	0	.481	4-9-0	9-5-0	0-0-0	33	24	0	.579	18-11-0	11-10-0	4-3-0	3-2	Lost 2
Texas A&M	11	19	0	.367	6-10-0	5-9-0	0-0-0	23	35	0	.397	12-12-0	8-14-0	3-9-0	0-5	Lost 5
Kansas	10	20	0	.333	6-8-0	4-12-0	0-0-0	25	30	0	.455	13-17-0	12-13-0	0-0-0	2-3	Lost 1
Iowa State	7	23	0	.233	6-9-0	1-14-0	0-0-0	19	37	0	.339	15-13-0	4-22-0	0-2-0	2-3	Lost 1
Kansas State	5	24	0	.172	4-11-0	1-13-0	0-0-0	19	32	0	.373	12-12-0	4-15-0	5-5-0	1-4	Lost 4

NCAA Participants (7): Baylor, Kansas, Missouri, Nebraska, Oklahoma, Oklahoma State, Texas CWS Participants (1): Texas



1999

Table with columns for School, CONFERENCE (W, L, T, Pct., H, A, N), and OVERALL (W, L, T, Pct., H, A, N, Last 5, Streak). Lists 11 schools and their performance metrics.

NCAA Participants (5): Baylor, Nebraska, Oklahoma State, Texas A&M, Texas Tech

CWS Participants (2): Oklahoma State, Texas A&M

1998

Table with columns for School, CONFERENCE (W, L, T, Pct., H, A, N), and OVERALL (W, L, T, Pct., H, A, N, Last 5, Streak). Lists 11 schools and their performance metrics.

NCAA Participants (5): Baylor, Oklahoma, Oklahoma State, Texas A&M, Texas Tech

CWS Participants: None

1997

Table with columns for School, CONFERENCE (W, L, T, Pct., H, A, N), and OVERALL (W, L, T, Pct., H, A, N, Last 5, Streak). Lists 11 schools and their performance metrics.

NCAA Participants (4): Oklahoma, Oklahoma State, Texas A&M, Texas Tech

CWS Participants: None

BIG 12 REGULAR SEASON CHAMPIONS

Table listing Big 12 Regular Season Champions by year from 1997 to 2014, including the champion school and the year(s) they won.

Table with columns: Year, Champion, Big 12, Overall, Coach. Lists the overall record and coach for each year from 1997 to 2003.

Table with columns: Year, Champion, Big 12, Overall, Coach. Lists the overall record and coach for each year from 2004 to 2014.



2015

1. TCU (8)	64
2. Texas (I)	55
3. Oklahoma State	47
4. Texas Tech	46
5. Oklahoma	38
6. West Virginia	22
7. Baylor	18
Kansas	18
9. Kansas State	16

2014

1. Kansas State (5)	56
2. Oklahoma State (2)*	51
TCU (I)^	51
4. Texas (I)	50
5. Oklahoma	37
6. Baylor	26
7. West Virginia	23
8. Texas Tech	18
9. Kansas	12

2013

1. Oklahoma (6)^	62
2. TCU (3)	55
3. Texas	48
4. Baylor	47
5. Oklahoma State	38
6. Texas Tech	28
7. Kansas State*	20
8. Kansas	18
9. West Virginia	8

2012

1. Texas A&M (8)	64
2. Texas (I)	56
3. Oklahoma	48
4. Baylor*	42
5. Missouri^	30
6. Oklahoma State	28
7. Texas Tech	27
8. Kansas State	20
9. Kansas	9

2011

1. Oklahoma (6)	78
2. Texas (4)*	76
3. Texas A&M**	63
4. Baylor	57
5. Kansas State	49
6. Oklahoma State	37
7. Texas Tech	31
8. Nebraska	22
9. Kansas	20
10. Missouri	17

2010

1. Texas (9)*	81
2. Kansas (I)	69
3. Texas A&M^	64
4. Oklahoma	57
5. Oklahoma State	47
6. Baylor	39
7. Kansas State	29
8. Missouri	22
Nebraska	22
10. Texas Tech	20

2009

1. Texas A&M (9)	81
2. Texas (I)**	69
3. Baylor	59
4. Oklahoma State	59
5. Missouri	51
6. Oklahoma	42
7. Nebraska	38
8. Texas Tech	25
9. Kansas State	15
10. Kansas	11

2008

1. Texas (8)^	80
2. Missouri (I)	71
3. Baylor (I)	65
4. Texas A&M*	60
5. Oklahoma State	46
6. Nebraska	36
7. Kansas State	30
Oklahoma	30
9. Kansas	17
10. Texas Tech	15

2007

1. Texas (7)*	79
2. Oklahoma State (2)	70
3. Nebraska	64
4. Baylor	57
5. Oklahoma	46
6. Texas Tech	37
7. Texas A&M (I)^	34
8. Missouri	29
9. Kansas	22
10. Kansas State	12

2006

1. Texas (8)*	79
2. Nebraska (I)	70
3. Missouri (I)	66
4. Baylor	54
5. Oklahoma	44
6. Oklahoma State	41
7. Texas A&M	36
8. Kansas^	24
Texas Tech	24
10. Kansas State	11

2005

1. Texas (8)	81
2. Texas A&M	70
3. Oklahoma State (I)	62
4. Baylor*	55
5. Nebraska**	50
6. Texas Tech	39
7. Oklahoma	37
8. Missouri	30
9. Kansas	15
10. Kansas State	11

2004

1. Texas (9)*	81
2. Baylor	67
3. Nebraska (I)	64
4. Texas A&M	63
5. Oklahoma State^	49
6. Oklahoma	37
7. Texas Tech	32
8. Kansas	27
9. Missouri	21
10. Kansas State	9

2003

1. Texas (9)^	81
2. Baylor	62
3. Oklahoma (I)	61
4. Nebraska*	54
Texas Tech	54
6. Oklahoma State	47
7. Texas A&M	38
8. Kansas State	24
9. Missouri	17
10. Kansas	10

2002

1. Nebraska	
2. Baylor	
3. Oklahoma State	
4. Texas**	
5. Texas Tech	
6. Missouri	
7. Oklahoma	
8. Texas A&M	
9. Kansas	
10. Kansas State	

2001

1. Nebraska**	
2. Oklahoma	
3. Baylor	
4. Texas	
5. Texas A&M	
6. Oklahoma State	
7. Texas Tech	
8. Missouri	
9. Kansas	
10. Kansas State	
11. Iowa State	

2000

1. Texas	
2. Baylor*	
3. Texas Tech	
4. Texas A&M	
5. Oklahoma State	
6. Nebraska^	
7. Oklahoma	
8. Missouri	
9. Kansas State	
10. Iowa State	
11. Kansas	

1999

1. Texas Tech	
2. Oklahoma	
3. Baylor	
4. Oklahoma State	
5. Texas A&M*	
6. Missouri	
7. Texas	
8. Kansas	
9. Kansas State	
10. Nebraska^	
11. Iowa State	

The preseason poll was not conducted for the 1998 and 1997 seasons.

* - won regular season

^ - won postseason championship

**TEAM-ALL GAMES**

(NCAA rank in parentheses)

WINS

1997	46	Oklahoma State, Texas Tech
1998	46	Texas A&M
1999	52	Texas A&M
2000	51	Nebraska
2001	50	Nebraska
2002	57	Texas
2003	50	Texas
2004	59	Texas
2005	57	Nebraska
2006	45	Oklahoma
2007	48	Texas A&M
2008	46	Texas A&M
2009	50	Texas
2010	50	Oklahoma, Texas
2011	49	Texas
2012	49	Baylor
2013	45	Kansas State
2014	48	Oklahoma State, TCU

GAMES

1997	65	Oklahoma State
1998	66	Texas A&M
1999	70	Texas A&M
2000	68	Nebraska
2001	66	Nebraska
2002	72	Texas
2003	70	Texas
2004	73	Texas
2005	72	Nebraska, Texas
2006	68	Kansas
2007	67	Texas A&M
2008	65	Texas A&M
2009	67	Texas
2010	68	Oklahoma
2011	69	Texas A&M
2012	67	Oklahoma
2013	64	Kansas State, Oklahoma
2014	67	Texas

BATTING AVERAGE

1997	.352	Texas Tech (3)
1998	.344	Texas Tech (1)
1999	.338	Nebraska (10)
2000	.325	Nebraska (24)
2001	.334	Nebraska (9)
2002	.314	Nebraska (53)
2003	.326	Baylor (16)
2004	.316	Kansas (28)
2005	.309	Kansas State (47)
2006	.323	Oklahoma (17)
2007	.319	Oklahoma State (17)
2008	.326	Oklahoma State (18)
2009	.318	Kansas State (65)
2010	.323	Kansas State (51)
2011	.313	Oklahoma (14)
2012	.309	Baylor (12)
2013	.322	Kansas State (2)
2014	.287	Oklahoma, West Virginia (48)

SLUGGING PERCENTAGE

1997	.621	Oklahoma State (2)
1998	.581	Oklahoma (10)
1999	.597	Oklahoma State (3)
2000	.500	Oklahoma State (T-33)
2001	.513	Nebraska (15)
2002	.510	Oklahoma State (23)

2003	.514	Baylor (13)
2004	.521	Texas Tech (6)
2005	.509	Oklahoma State (9)
2006	.521	Oklahoma State (4)
2007	.518	Oklahoma State (5)
2008	.531	Oklahoma State (9)
2009	.521	Oklahoma (30)
2010	.515	Oklahoma (35)
2011	.446	Oklahoma (29)
2012	.442	Baylor (19)
2013	.439	Kansas State (23)
2014	.406	Texas Tech (35)

RUNS

1997	653	Oklahoma State
1998	606	Oklahoma
1999	696	Oklahoma State (1)
2000	560	Nebraska
2001	607	Nebraska
2002	543	Nebraska
2003	545	Baylor
2004	554	Texas Tech
2005	509	Missouri
2006	492	Oklahoma
2007	484	Oklahoma State
2008	516	Texas A&M (16)
2009	509	Oklahoma (18)
2010	525	Oklahoma (18)
2011	415	Oklahoma (22)
2012	427	Baylor (12)
2013	412	Kansas State (26)
2014	400	Oklahoma State (13)

HITS

1997	770	Oklahoma State
1998	793	Texas Tech
1999	804	Texas A&M
2000	762	Nebraska
2001	787	Nebraska
2002	757	Texas
2003	823	Baylor
2004	704	Texas
2005	739	Nebraska
2006	755	Oklahoma
2007	718	Texas A&M
2008	715	Texas A&M (13)
2009	680	Oklahoma (39)
2010	725	Oklahoma (24)
2011	676	Texas A&M (10)
2012	675	Baylor (6)
2013	708	Kansas State (5)
2014	628	TCU (14)

DOUBLES

1997	185	Texas Tech (1)
1998	172	Texas Tech (3)
1999	166	Texas A&M (5)
2000	130	Texas Tech
2001	157	Baylor (4)
2002	164	Texas
2003	167	Baylor
2004	139	Kansas, Texas, Texas Tech
2005	138	Kansas
2006	138	Kansas
2007	144	Oklahoma State
2008	132	Oklahoma (38)
2009	126	Oklahoma (49)
2010	162	Texas Tech (7)
2011	132	Oklahoma State (14)
2012	117	Baylor (31)

2013	121	Oklahoma State (24)
2014	125	Texas Tech (6)

TRIPLES

1997	35	Oklahoma (2)
1998	28	Texas (T-10)
1999	33	Nebraska (2)
2000	27	Oklahoma State (2)
2001	31	Texas Tech (5)
2002	34	Baylor
2003	37	Texas
2004	25	Texas Tech
2005	26	Missouri, Oklahoma State
2006	32	Oklahoma State, Baylor
2007	27	Oklahoma
2008	30	Texas A&M (3)
2009	22	Kansas State (20)
2010	26	Baylor (11)
2011	30	Texas A&M (2)
2012	24	Texas Tech (12)
2013	28	Kansas State (5)
2014	26	Texas Tech (3)

HOME RUNS

1997	149	Oklahoma State (3)
1998	115	Baylor (T-8)
1999	132	Oklahoma State (2)
2000	76	Nebraska
2001	81	Nebraska (T-14)
2002	77	Oklahoma State
2003	83	Baylor
2004	85	Texas Tech
2005	84	Oklahoma State
2006	84	Oklahoma State
2007	86	Oklahoma State
2008	89	Oklahoma State (17)
2009	91	Oklahoma (18)
2010	105	Oklahoma (5)
2011	49	Oklahoma State (22)
2012	46	Baylor (26)
2013	32	Oklahoma, West Virginia (62)
2014	53	Oklahoma State (8)

RBI

1997	612	Oklahoma State
1998	542	Oklahoma State
1999	637	Oklahoma State
2000	501	Nebraska
2001	548	Nebraska
2002	491	Nebraska
2003	512	Baylor
2004	513	Texas Tech
2005	439	Missouri
2006	460	Oklahoma
2007	446	Oklahoma State
2008	477	Texas A&M
2009	464	Oklahoma
2010	486	Oklahoma
2011	356	Oklahoma
2012	387	Baylor
2013	368	Kansas State
2014	359	Oklahoma State

STOLEN BASES

1997	130	Texas Tech (T-9)
1998	146	Texas Tech (6)
1999	146	Baylor (T-8)
2000	126	Nebraska
2001	123	Nebraska
2002	99	Texas



2003	121	Texas
2004	143	Texas Tech
2005	140	Texas Tech
2006	88	Baylor, Texas A&M
2007	151	Texas A&M
2008	105	Kansas State (19)
2009	149	Kansas State (2)
2010	120	Kansas State (14)
2011	123	Kansas State (5)
2012	129	Texas A&M (4)
2013	99	Kansas State (24)
2014	92	TCU (15)

EARNED RUN AVERAGE

1997	4.44	Texas Tech (23)
1998	4.27	Texas A&M (20)
1999	4.22	Texas Tech (19)
2000	3.14	Nebraska (1)
2001	3.17	Texas (3)
2002	2.82	Texas (2)
2003	3.50	Texas (16)
2004	2.66	Texas (2)
2005	2.69	Nebraska (2)
2006	3.36	Missouri (11)
2007	3.46	Texas (9)
2008	3.98	Oklahoma State (16)
2009	2.95	Texas (2)
2010	2.45	Texas (1)
2011	2.35	Texas (2)
2012	2.92	Texas A&M (9)
2013	2.63	Texas (7)
2014	2.22	TCU (1)

INNINGS PITCHED

1997	571.2	Oklahoma State
1998	575.1	Texas A&M
1999	612.2	Texas A&M
2000	598.1	Nebraska
2001	572.0	Nebraska
2002	645.1	Texas
2003	627.2	Texas
2004	663.0	Texas
2005	646.0	Texas
2006	592.1	Kansas
2007	602.0	Texas A&M
2008	586.1	Texas A&M
2009	613.0	Texas
2010	608.1	Oklahoma
2011	626.2	Texas A&M
2012	601.0	Oklahoma
2013	582.2	Oklahoma
2014	613.1	TCU

FEWEST WALKS ALLOWED

1997	172	Texas Tech
1998	160	Nebraska
1999	175	Texas Tech
2000	167	Nebraska
2001	138	Texas
2002	160	Texas Tech
2003	158	Missouri
2004	165	Nebraska
2005	161	Kansas State
2006	120	Kansas State
2007	156	Missouri
2008	171	Missouri
2009	169	Kansas State
2010	156	Missouri
2011	175	Texas A&M
2012	140	Texas A&M

2013	137	Texas
2014	151	TCU

STRIKEOUTS

1997	598	Texas Tech
1998	558	Texas Tech
1999	590	Baylor
2000	491	Texas
2001	503	Nebraska
2002	536	Texas
2003	530	Baylor
2004	612	Texas
2005	538	Nebraska
2006	480	Oklahoma
2007	504	Texas A&M
2008	503	Texas A&M
2009	568	Texas A&M
2010	612	Texas A&M
2011	567	Texas
2012	521	Oklahoma
2013	533	Oklahoma
2014	574	TCU

SHUTOUTS

1997	4	Nebraska, Texas Tech
1998	6	Texas A&M
1999	5	Baylor, Texas A&M
2000	9	Nebraska
2001	5	Baylor
2002	9	Texas
2003	5	Nebraska
2004	10	Texas
2005	12	Texas
2006	7	Missouri
2007	5	Oklahoma
2008	7	Missouri
2009	6	Texas
2010	9	Texas
2011	13	Texas
2012	7	Oklahoma, Texas A&M
2013	9	Kansas (7)
2014	14	TCU (3)

SAVES

1997	16	Oklahoma
1998	11	K-State, Oklahoma, Oklahoma State, Texas A&M
1999	16	Oklahoma
2000	21	Baylor, Oklahoma
2001	15	Nebraska
2002	23	Texas
2003	20	Texas A&M
2004	21	Texas
2005	23	Nebraska
2006	20	Kansas
2007	19	Nebraska
2008	21	Oklahoma State
2009	18	Texas
2010	20	Baylor
2011	23	Texas
2012	19	Baylor
2013	19	Kansas State
2014	22	Baylor

FIELDING PERCENTAGE

1997	.965	Oklahoma (11)
1998	.971	Oklahoma (4)
1999	.971	Texas Tech (3)
2000	.967	Nebraska (17)
2001	.971	Texas Tech (10)

2002	.972	Texas (5)
2003	.970	Kansas (30)
2004	.975	Nebraska (7)
2005	.978	Texas (3)
2006	.983	Oklahoma (1)
2007	.975	Texas (5)
2008	.974	Oklahoma State (13)
2009	.976	Texas (8)
2010	.980	Texas (1)
2011	.982	Texas (3)
2012	.980	Oklahoma State (3)
2013	.975	Texas (37)
2014	.981	Texas Tech (6)

INDIVIDUAL-ALL GAMES GAMES

1997	65	Rusty McNamara, Oklahoma State Jeff Guiel, Oklahoma State
1998	66	Sean Heaney, Texas A&M Craig Kuzmic, Texas A&M
1999	70	Daylan Holt, Texas A&M Steve Scarborough, Texas A&M John Scheschuk, Texas A&M
2000	67	Brandt Vlieger, Nebraska Tommy Nicholson, Texas Jeff Ontiveros, Texas Matt Rosenberg, Texas Todd West, Texas
2001	64	Matt Hopper, Nebraska Adam Stern, Nebraska Kerry Hodges, Texas Tech Gera Alvarez, Texas Tech Anthony Arnerich, Texas Tech
2002	72	Tim Moss, Texas
2003	70	Joe Ferin, Texas Dustin Majewski, Texas Tim Moss, Texas Omar Quintanilla, Texas Taylor Teagarden, Texas
2004	73	Taylor Teagarden, Texas
2005	72	Alex Gordon, Nebraska Seth Johnston, Texas
2006	67	John Allman, Kansas Gus Milner, Kansas Kevin Smith, Oklahoma Brandon Hicks, Texas A&M
2007	67	Brandon Hicks, Texas A&M Blake Stouffer, Texas A&M
2008	65	Darby Brown, Texas A&M Dane Carter, Texas A&M José Duran, Texas A&M Briand Ruggiano, Texas A&M
2009	67	Brandon Loy, Texas
2010	66	Cameron Seitzer, Oklahoma
2011	69	Krey Bratsen, Jacob House, Kenny Jackson, Texas A&M
2012	67	Max White, Oklahoma
2013	64	Six Players (5 OU, 1 K-State)
2014	67	Four players (4 UT)

BATTING AVERAGE

(Min. 2.5 AB Per Team Game)

1997	.429	Joe DeMarco, Kansas 96-224 (T-12)
1998	.413	Shawn Leimbek, Iowa State 64-155 (50)
1999	.478	Ken Harvey, Nebraska 107-224 (1)
2000	.400	Carlos Gautreaux, Oklahoma State 78-195 (51)
2001	.428	Greg Dobbbs, Oklahoma 104-243 (14)



2002	.401	Dustin Majewski, Texas
		85-212 (59)
2003	.413	David Murphy, Baylor
		121-293 (19)
2004	.378	Curtis Thigpen, Texas
		105-278 (90)
2005	.378	Seth Johnston, Texas
		115-304 (78)
2006	.391	Joe Roundy, Kansas State
		77-197 (41)
2007	.405	Ty Wright, Oklahoma State
		87-215 (25)
2008	.386	Thomas Belza, Oklahoma State
		64-166 (92)
2009	.389	Tony Thompson, Kansas
		96-247 (111)
2010	.416	Nick Martini, Kansas State
		96-231 (30)
2011	.381	Tyler Naquin, Texas A&M
		104-273 (28)
2012	.380	Tyler Naquin, Texas A&M
		92-242 (33)
2013	.393	Mark Payton, Texas
		70-178 (12)
2014	.356	Bobby Boyd, West Virginia
		79-222 (92)

SLUGGING PERCENTAGE

1997	.939	Joe Dillon, Texas Tech (4)
1998	.844	Ryan Fry, Missouri (15)
1999	.884	Lamont Matthews, Oklahoma State (5)
2000	.849	Dan Johnson, Nebraska (2)
2001	.752	Dan Johnson, Nebraska (17)
2002	.739	Jed Morris, Nebraska (27)
2003	.717	Matt Hopper, Nebraska (28)
2004	.754	Alex Gordon, Nebraska (9)
2005	.715	Alex Gordon, Nebraska (14)
2006	.644	Corey Brown, Oklahoma State (63)
2007	.752	Kyle Russell, Texas (7)
2008	.660	Luke Anders, Texas A&M
		Kyle Russell, Texas (T-86)
2009	.753	Tony Thompson, Kansas (25)
2010	.733	Aaron Senne, Missouri (32)
2011	.639	Cody Asche, Nebraska (41)
2012	.634	Josh Ludy, Baylor (26)
2013	.622	Matt Oberste, Oklahoma (29)
2014	.512	Ryan McBroom, West Virginia (151)

RUNS

1997	93	Keith Ginter, Texas Tech (6)
1998	97	Keith Ginter, Texas Tech
1999	96	Billy Gasparino, Oklahoma State
2000	72	Scott Holzhauser, Texas Tech
2001	77	Dan Johnson, Nebraska
2002	76	Jon Slack, Texas Tech
2003	94	Chris Durbin, Baylor
2004	69	Erik Schindewolf, Texas A&M
2005	79	Alex Gordon, Nebraska
2006	69	Ryan Rohlinger, Oklahoma
2007	82	Corey Brown, Oklahoma State
2008	70	Jordan Danks, Texas (39)
2009	76	Jamie Johnson, Oklahoma (16)
2010	74	Brodie Greene, Texas A&M (22)
2011	68	Tyler Naquin, Texas A&M (10)
2012	61	Nathan Orf, Baylor (33)
2013	57	Ross Kivett, Kansas State (47)
2014	53	Justin Protacio, Kansas (50)

HITS

1997	109	Francis Collins, Nebraska
		Rusty McNamara, Oklahoma State
1998	107	Jason Tyner, Texas A&M
1999	107	Ken Harvey, Nebraska
2000	99	Tommy Nicholson, Texas
2001	104	Greg Dobbs, Oklahoma
2002	112	Tim Moss, Texas
2003	121	David Murphy, Baylor
2004	105	Curtis Thigpen, Texas
2005	115	Seth Johnston, Texas
2006	99	Ryan Rohlinger, Oklahoma
2007	102	Blake Stouffer, Texas A&M
2008	103	Jose Duran, Texas A&M (9)
2009	96	Tony Thompson, Kansas (17)
2010	105	Brodie Greene, Texas A&M (8)
2011	104	Tyler Naquin, Texas A&M (1)
2012	92	Tyler Naquin, Texas A&M (24)
2013	94	Ross Kivett, Kansas State (12)
2014	84	Boomer White, TCU (33)

DOUBLES

1997	32	Jeff Gueil, Oklahoma State (T-2)
1998	24	Charley Carter, Baylor
		Keith Ginter, Texas Tech
1999	28	Josh Bard, Texas Tech (2)
2000	23	Justin Cowan, Nebraska
2001	25	Chris Durbin, Baylor
		Greg Dobbs, Oklahoma (T-8)
2002	26	Jed Morris, Nebraska
2003	29	Omar Quintanilla, Texas
2004	28	Curtis Thigpen, Texas
2005	22	Daniel Bruce, Nebraska
		Alex Gordon, Nebraska
		Taylor Teagarden, Texas
2006	25	Carson Kainer, Texas
2007	25	Roger Kieschnick, Texas Tech
2008	23	Mike Gosse, Oklahoma (28)
2009	27	Tony Thompson, Kansas (17)
2010	26	Scott LeJeune, Texas Tech (7)
2011	27	Cody Asche, Nebraska (3)
2012	24	Logan Vick, Baylor (8)
2013	21	Randy McCurry, Oklahoma State (26)
2014	21	Bryant Burleston, Texas Tech (16)
		Adam Kirsch, Texas Tech (16)

TRIPLES

1997	8	Heath Schesser, Kansas State
		Corey Hart, Oklahoma (T-3)
1998	11	Jon Topolski, Baylor
1999	8	Jason Cox, Texas
		Jon Weber, Texas Tech (T-2)
2000	10	Tommy Whiteman, Oklahoma (T-1)
2001	7	Jason Rainey, Texas Tech (T-9)
2002	8	Jeff Leise, Nebraska
2003	9	Tim Moss, Texas
2004	5	Alex Gordon, Nebraska
		Scott Kirby, Oklahoma State
		Josh Haney, Texas Tech
		Jose Delgado, Texas Tech
2005	6	Corey Brown, Oklahoma State
2006	7	Deik Scram, Oklahoma State
2007	7	Ben Booker, Baylor
2008	9	Dane Carter, Texas A&M (2)
2009	6	Michael Dabbs, Oklahoma State (24)
2010	7	Brodie Greene, Texas A&M (16)
2011	8	Dane Phillips, Oklahoma State (4)
2012	8	Jamodrick McGruder, Texas Tech (10)
2013	8	Mark Payton, Texas (2)
2014	7	Sheldon Neuse, Oklahoma (7)

HOME RUNS

1997	33	Joe Dillon, Texas Tech (4)
1998	27	Ryan Fry, Missouri
1999	34	Daylan Holt, Texas A&M (1)
2000	21	Matt Hopper, Nebraska
		Dan Johnson, Nebraska
2001	25	Dan Johnson, Nebraska (T-2)
2002	23	Jed Morris, Nebraska
2003	22	Matt Hopper, Nebraska
2004	20	Josh Brady, Texas Tech
2005	22	Adam Carr, Oklahoma State
2006	16	Tyler Mach, Oklahoma State
2007	28	Kyle Russell, Texas (1)
2008	19	Kyle Russell, Texas (29)
2009	21	Tony Thompson, Kansas (20)
2010	18	Adam Bailey, Nebraska (43)
2011	13	Zach Johnson, Oklahoma State (37)
2012	16	Josh Ludy, Baylor (15)
2013	12	Ryan McBroom, West Virginia (32)
2014	12	Eric Gutierrez, Texas Tech (19)

RBI

1997	93	Rusty McNamara, Oklahoma State (9)
1998	86	Charley Carter, Baylor
1999	105	Lamont Matthews, Oklahoma State
		Daylan Holt, Texas A&M (T-2)
2000	76	Chaz Eiguren, Texas Tech
2001	86	Dan Johnson, Nebraska (2)
2002	90	Jed Morris, Nebraska
2003	85	Dustin Majewski, Texas
2004	90	Josh Brady, Texas Tech
2005	86	Adam Carr, Oklahoma State
2006	67	Ryan Rohlinger, Oklahoma
2007	85	Blake Stouffer, Texas A&M
2008	69	Darby Brown, Texas A&M (50)
2009	82	Tony Thompson, Kansas (7)
2010	69	Adam Bailey, Nebraska (59)
2011	63	Garrett Buechele, Oklahoma (T-28)
		Zach Johnson, Oklahoma State
2012	71	Josh Ludy, Baylor (71)
2013	60	Matt Oberste, Oklahoma (32)
2014	58	Eric Gutierrez, Texas Tech (16)

STOLEN BASES

1997	37	Jason Tyner, Texas A&M
1998	39	Jason Tyner, Texas A&M
1999	37	Marco Cunningham, Texas Tech (T-11)
2000	42	John Nelson, Kansas
2001	38	Kerry Hodges, Texas Tech
2002	40	Tim Moss, Texas
2003	37	Reggie Willits, Oklahoma
2004	34	Josh Brady, Texas Tech
2005	32	Drew Stubbs, Texas
2006	26	Drew Stubbs, Texas
2007	34	Ben Feltner, Texas A&M
2008	27	Willie Rueda, Texas Tech (36)
2009	25	Brooks Raley, Texas A&M (45)
2010	29	Davis Duren, Oklahoma State (40)
2011	36	Brooks Pinckard, Baylor (5)
2012	39	Jamodrick McGruder, Texas Tech (4)
2013	31	Brett Bell, Texas Tech (16)
2014	29	Cody Jones, TCU (13)

WALKS

1997	62	Todd Sears, Nebraska (7)
1998	78	Keith Ginter, Texas Tech (2)
1999	71	Josh Holiday, Oklahoma State (2)
2000	60	Adam Shabala, Nebraska (3)
2001	63	Dan Johnson, Nebraska (T-1)
2002	48	Scotter Jordan, Texas Tech



2003	53	Matt Hopper, Nebraska
2004	47	Alex Gordon, Nebraska
2005	63	Alex Gordon, Nebraska
2006	53	Zach Dillon, Baylor
2007	66	Corey Brown, Oklahoma State
2008	48	Jordan Danks, Texas (28)
2009	46	Aaron Senne, Missouri (31)
2010	59	Logan Vick, Baylor (7)
2011	53	Erich Weiss, Texas (9)
2012	48	Wade Hinkle, Kansas State (19)
2013	40	Justin Protacio, Kansas (T-55)
2014	57	Mark Payton, Texas (3)

EARNED RUN AVERAGE

(Min. 1 IP Per Team Game)

1997	2.20	Geoff Geary, Oklahoma (11)
1998	2.71	Shane Wright, Texas Tech (23)
1999	2.45	Brandon Roberson, Texas Tech (13)
2000	1.82	Chad Hawkins, Baylor (3)
2001	2.67	Albert Montes, Texas (49)
2002	2.33	Shane Komine, Nebraska (20)
2003	1.33	Huston Street, Texas (4)
2004	2.13	J.P. Howell, Texas (17)
2005	1.73	J. Brent Cox, Texas (7)
2006	2.20	Austin Creps, Texas A&M (25)
2007	2.11	Justin Friend, Oklahoma State (22)
2008	1.96	Chance Ruffin, Texas (11)
2009	2.00	Taylor Jungmann, Texas (5)
2010	0.80	John Stilson, Texas A&M (1)
2011	1.60	Taylor Jungmann, Texas (11)
2012	1.60	Andrew Heaney, Oklahoma State (6)
2013	1.51	Preston Morrison, TCU (12)
2014	1.32	Preston Morrison, TCU (9)

INNINGS PITCHED

1997	117.0	Jon Adkins, Oklahoma State
1998	152.2	Shane Wright, Texas Tech
1999	146.2	Jason Jennings, Baylor
2000	145.1	Beau Hale, Texas
2001	137.1	Chris Phillips, Texas Tech
2002	128.1	Justin Simmons, Texas
2003	129.0	Steven White, Baylor
2004	135.1	J.P. Howell, Texas
2005	138.2	Kyle McCulloch, Texas
2006	124.1	Nathan Culp, Missouri
2007	124.0	Kyle Nicholson, Texas A&M
2008	108.2	Tyler Lyons, Oklahoma State
2009	124.2	Chance Ruffin, Texas
2010	120.0	Taylor Jungmann, Texas
2011	141.0	Taylor Jungmann, Texas
2012	125.2	Ross Stripling, Texas A&M
2013	126.1	Jonathan Gray, Oklahoma
2014	129.2	Preston Morrison, TCU

FEWEST WALKS ALLOWED

(Min. 1 IP Per Team Game)

1997	10	Shane Wright, Texas Tech
1998	20	Danny Prata, Oklahoma State Shane Wright, Texas Tech
1999	9	Matt Ward, Texas Tech
2000	16	R.D. Spiehs, Nebraska
2001	9	Albert Montes, Texas
2002	16	Justin Moore, Texas A&M
2003	12	Chris Smart, Kansas
2004	15	Spencer Grogan, Oklahoma State
2005	13	Robert Ray, Texas A&M
2006	11	Adam Cowart, Kansas State
2007	12	Randy Boone, Texas
2008	10	Clayton Ehlert, Texas A&M
2009	18	Austin Wood, Texas

2010	18	Tyler Lyons, Oklahoma State
2011	3	Casey Hauptman, Nebraska
2012	12	Duke von Schamann, Texas Tech
2013	10	Jordan Piché, Kansas
2014	7	Jacob Evans, Oklahoma

STRIKEOUTS

1997	151	Monty Ward, Texas Tech
1998	137	Jason Gooding, Texas Tech
1999	172	Jason Jennings, Baylor
2000	159	Shane Komine, Nebraska
2001	157	Shane Komine, Nebraska
2002	115	Shane Komine, Nebraska
2003	130	Steven White, Baylor
2004	166	J.P. Howell, Texas
2005	131	Max Scherzer, Missouri
2006	103	Miles Morgan, Texas Tech
2007	102	David Newmann, Texas A&M (47)
2008	127	Aaron Crow, Missouri (4)
2009	131	Kyle Gibson, Missouri (8)
2010	136	Barret Loux, Texas A&M (7)
2011	126	Taylor Jungmann, Texas (9)
2012	140	Andrew Heaney, Oklahoma State (1)
2013	147	Jonathan Gray, Oklahoma (2)
2014	134	Brandon Finnegan, TCU (3)

SHUTOUTS

1997	2	Shane Wright, Texas Tech
1998	2	Ryan Rupe, Texas A&M Matt Smith, Oklahoma State
1999	3	Jason Jennings, Baylor Casey Fossum, Texas A&M
2000	4	Shane Komine, Nebraska
2001	2	Matt Farnum, Texas A&M
2002	2	Aaron Marsden, Nebraska Jamie Rodrigue, Nebraska
2003	1	Five tied
2004	3	Zach Jackson, Texas A&M
2005	1	12 tied
2006	2	Nathan Culp, Missouri Brae Wright, Oklahoma State
2007	1	Seven tied
2008	4	Aaron Crow, Missouri
2009	2	Shaeffer Hall, Kansas
2010	2	Three tied
2011	3	Taylor Jungmann, Texas
2012	3	Andrew Heaney, Oklahoma State
2013	3	Harrison Musgrave, West Virginia
2014	3	Preston Morrison, TCU

WINS

1997	11	Jason Gooding, Texas Tech
1998	14	Shane Wright, Texas Tech (2)
1999	13	Jason Jennings, Baylor (T-5)
2000	12	DJ Jones/Beau Hale, Texas (T-13)
2001	14	Shane Komine, Nebraska (T-7)
2002	16	Justin Simmons, Texas (1)
2003	10	Scott Baker, Oklahoma State (T-25)
2004	15	JP Howell, Texas (1)
2005	12	Johnny Dorn, Nebraska Kyle McCulloch, Texas (T-7)
2006	11	Kodiak Quick, Kansas Nathan Culp, Missouri Steven Garcia, Oklahoma (T-22)
2007	12	Adrian Alaniz, Texas (7)
2008	13	Aaron Crow, Missouri (1)
2009	14	AJ Morris, Kansas State (2)
2010	12	Brandon Workman, Texas (5)
2011	14	Ross Stripling, Texas A&M (T-1)
2012	11	Trent Blank, Baylor (9)

2013	10	Jonathan Gray, Oklahoma (27)
2014	10	Drew Morovick, Kansas (26) Vince Wheeland, Oklahoma State (26) Tyler Alexander, TCU (26)

SAVES

1997	11	David Johnson, Kansas State (T-4)
1998	7	Tevis Arnold, Nebraska
1999	10	Brandon Roberson, Texas Tech (T-15)
2000	20	Jeff Bajenaru, Oklahoma (2)
2001	11	Thom Ott, Nebraska (T-9)
2002	14	Kyle Edens, Baylor (T-5) Huston Street, Texas (T-5)
2003	15	Huston Street, Texas (2)
2004	12	Huston Street, Texas (8)
2005	19	J. Brent Cox, Texas (1)
2006	19	Don Czyz, Kansas (19)
2007	14	Randy Boone, Texas (5)
2008	12	Daniel Edwards, Kansas State (14)
2009	16	Ryan Duke, Oklahoma (6)
2010	14	Chance Ruffin, Texas (3)
2011	19	Corey Knebel, Texas (2)
2012	10	Max Garner, Baylor (45)
2013	12	Jordan Piché, Kansas (27)
2014	21	Josh Michalec, Baylor (2)



BATTING

BATTING AVERAGE

(Min. 200 AB, min. 2 seasons)

1. Ken Harvey, NU (1997-99)	.426
2. Keith Ginter, TTU (1997-98)	.399
3. Dustin Majewski, UT (2002-03)	.395
4. Casey Bookout, OU (1997-99)	.387
5. John Cole, NU (1999-01)	.380
Carlos Gautreaux, OSU (1999-00)	.380
7. Jason Tyner, TAMU (1997-98)	.378
8. Tyler Mach, OSU (2006-07)	.375
Ryan Ruiz, TTU (1998-99)	.375
Scooter Jordan, TTU (2002-05)	.375

GAMES PLAYED

1. Jeff Ontiveros, UT (1999-02)	260
2. Michael Griffin, BU (2002-05)	259
3. Ritchie Price, KU (2003-06)	255
4. Matt Hopper, NU (2000-03)	254
5. Will Bolt, NU (1999-02)	251
6. Daniel Bruce, NU (2002-05)	245
7. Matt Williams, BU (1998-01)	242
8. Erik Morrison, KU (2005-08)	241
9. Max White, OU (2010-13)	240
10. Jon Topolski, BU (1996-99)	239

AT BATS

1. Michael Griffin, BU (2002-05)	1076
2. Ritchie Price, KU (2003-06)	1022
3. Matt Hopper, NU (2000-03)	966
4. Will Bolt, NU (1999-02)	922
Jeff Ontiveros, UT (1999-02)	922
6. Ty Wright, OSU (2004-2007)	893
7. Chris Durbin, BU (2000-03)	891
8. Jacob Priday, MU (2005-08)	886
9. Jeff Leise, NU (2000-03)	881
10. Max White, OU (2010-13)	873
Erik Morrison, KU (2005-08)	873

RUNS

1. Billy Gasparino, OSU (1997-99)	257
2. Matt Hopper, NU (2000-03)	246
3. Chris Durbin, BU (2000-03)	236
4. Jayce Tingler, MU (2000-03)	226
5. Josh Holliday, OSU (1997-99)	212
6. Jeff Leise, NU (2000-03)	210
7. Ritchie Price, KU (2003-06)	204
Robby Price, KU (2007-10)	204
9. Corey Brown, OSU (2005-07)	203
10. Will Bolt, NU (1999-02)	197

HITS

1. Matt Hopper, NU (2000-03)	338
2. Michael Griffin, BU (2002-05)	329
3. Ritchie Price, KU (2003-06)	312
4. Ty Wright, OSU (2004-07)	309
5. Chris Durbin, BU (2000-03)	307
6. Jeff Leise, NU (2000-03)	305
7. Aaron Senne, MU (2007-10)	291
8. Rick Park, OU (1997-00)	282
9. Will Bolt, NU (1999-02)	281
10. Ross Kivett, K-STATE (2011-14)	277

DOUBLES

1. Chris Durbin, BU (2000-03)	79
2. Josh Bard, TTU (1997-99)	73
3. Aaron Senne, MU (2007-10)	69
4. Ryan Baty, KU (2000-04)	68
5. Michael Griffin, BU (2002-05)	66
Jeff Ontiveros, UT (1999-02)	66
Omar Quintanilla, UT (2001-03)	66
8. Steven Truitt, TAMU (1997-99)	64
9. Billy Gasparino, OSU (1997-99)	62
Sean Heaney, TAMU (1997-00)	62

TRIPLES

1. Jeff Leise, NU (2000-03)	20
2. Mark Payton, UT (2011-14)	19
3. Jon Topoloski, BU (1997-99)	18
4. Corey Brown, OSU (2005-07)	17
Tim Moss, UT (2001-03)	17
6. John Nelson, KU (1998-01)	16
Justin Rainey, TTU (2000-01)	16
8. Nebasett Brown, OSU (2000-02)	15
Jordan Danks, UT (2006-08)	15
Jamodrick McGruder, TTU (2010-12)	15

HOME RUNS

1. Matt Hopper, NU (2000-03)	64
2. Casey Bookout, OU (1997-99)	57
Kyle Russell, UT (2006-08)	57
4. Daylan Holt, TAMU (1998-2000)	56
5. Billy Gasparino, OSU (1997-99)	55
Jeff Ontiveros, UT (1999-02)	55
7. Rick Park, OU (1997-00)	51
8. Jacob Priday, MU (2005-08)	49
9. Corey Brown, OSU (2005-07)	48
10. Josh Holliday, OSU (1997-99)	47

RUNS BATTED IN

1. Matt Hopper, NU (2000-03)	271
2. Jacob Priday, MU (2005-08)	240
3. Josh Bard, TTU (1997-99)	232
4. Rick Park, OU (1997-00)	228
5. Jeff Ontiveros, UT (1999-02)	218
6. Aaron Senne, MU (2007-10)	212
Billy Gasparino, OSU (1997-99)	212
8. Casey Bookout, OU (1997-99)	202
Daylan Holt, TAMU (1998-2000)	202
10. Michael Griffin, BU (2002-05)	200

STOLEN BASES

1. John Nelson, KU (1998-01)	95
2. Jamodrick McGruder, TTU (2010-12)	90
3. Ross Kivett, K-STATE (2011-14)	80
4. Drew Stubbs, UT (2004-06)	86
5. Cody Fuller, TTU (2002-05)	83
6. Matt Baty, KU (2003-06)	78
Adam Muenster, K-State (2007-10)	78
8. Jason Tyner, TAMU (1997-98)	77
9. Jimbo McAluliff, OSU (1998-01)	73
10. Tim Moss, UT (2001-03)	71

TOTAL BASES

1. Matt Hopper, NU (2000-03)	591
2. Chris Durbin, BU (2000-03)	529
3. Michael Griffin, BU (2002-05)	528
4. Jeff Ontiveros, UT (1999-02)	510
5. Billy Gasparino, OSU (1997-99)	497
6. Aaron Senne, MU (2007-10)	492
7. Jacob Priday, MU (2005-08)	487
8. Daylan Holt, TAMU (1998-2000)	486
9. Josh Bard, TTU (1997-99)	478
10. Jeff Leise, NU (2000-03)	463

SLUGGING PERCENTAGE (MIN. 2 SEASONS)

1. Dan Johnson, NU (2000-01)	.791
2. Ken Harvey, NU (1997-99)	.736
3. Keith Ginter, TTU (1997-98)	.726
4. Jason Landreth, TTU (1997-98)	.713
5. Corey Brown, OSU (2005-07)	.691
6. Kyle Russell, UT (2006-08)	.684
7. Billy Gasparino, OSU (1997-99)	.679
8. Jed Morris, NU (2001-02)	.674
9. Kevin Jordan, TTU (1998-99)	.662
10. Alex Gordon, NU (2003-05)	.657

WALKS

1. Jayce Tingler, MU (2000-03)	168
2. Matt Hopper, NU (2000-03)	159
3. Corey Brown, OSU (2005-07)	152
4. Aaron Senne, MU (2007-10)	151
5. Mark Payton, UT (2011-14)	148
6. Alex Gordon, NU (2003-05)	139
Robby Price, KU (2007-10)	139
8. Logan Vick, BU (2009-12)	134
9. Matt Williams, BU (1998-01)	133
10. Keith Ginter, TTU (1997-98)	129

PITCHING

WINS

1. Shane Komine, NU (1999-02)	41
2. Justin Simmons, UT (2001-04)	38
3. Johnny Dorn, NU (2005-08)	37
4. Shane Wright, TTU (1997-99)	34
5. Ross Stripling, TAMU (2009-12)	31
6. Kyle Gibson, MU (2007-09)	28
Steven White, BU (2000-03)	28
8. Jason Jennings, BU (1997-99)	27
Adrian Alaniz, UT (2005-07)	27
Michael Wacha, TAMU (2010-12)	27
Casey Fossum, TAMU (1997-99)	27

EARNED RUN AVERAGE (MIN. 100 IP)

1. John Stilson, TAMU (2010-11)	1.27
2. Huston Street, UT (2002-04)	1.31
3. Preston Morrison, TCU (2013-)	1.41
4. Taylor Jungmann, UT (2009-11)	1.85
5. J. Brent Cox, UT (2003-05)	1.99
6. Corey Knebel, UT (2010-13)	2.07
7. Sam Stafford, UT (2009-11)	2.15
8. Dillon Peters, UT (2012-14)	2.26
9. Jonathan Gray, OU (2012-13)	2.32
10. Chance Ruffin, UT (2009-10)	2.39

*Statistics from 1997-2014 include only years player competed in the Big 12 Conference.

Active players in bold.



TEAM HITTING & FIELDING

SAVES

1.	Huston Street, UT (2002-04)	41
2.	Zane Carlson, BU (2000-04)	37
	Corey Knebel, UT (2011-13)	37
4.	Ryan Duke, OU (2008-11)	35
5.	James Allen, K-State (2009-11)	31
	Don Czyz, KU (2003-06)	31
	Brett Jensen, NU (2004-06)	31
8.	Jeff Bajenaru, OU (1999-00)	28
9.	Brendan McCurry, OSU (2013-14)	27
	Paul Smyth, KU (2006-09)	27

APPEARANCES

1.	Paul Smyth, KU (2006-09)	129
2.	Don Czyz, KU (2003-06)	128
3.	Austin Wood, UT (2006-09)	118
4.	Zane Carlson, BU (2000-04)	111
	Ryan LaMotta, BU (2003-06)	111
6.	Taylor Parker, MU (2003-06)	108
7.	Phil McCormick, MU (2008-11)	106
	Randy Boone, UT (2004-07)	106
	J. Brent Cox, UT (2003-05)	106
10.	Huston Street, UT (2002-04)	105

STRIKEOUTS

1.	Shane Komine, NU (1999-02)	510
2.	Casey Fossum, TAMU (1997-99)	404
3.	Jason Jennings, BU (1997-99)	377
4.	Taylor Jungmann, UT (2009-11)	356
	Monty Ward, TTU (1996-98)	356
6.	Matt Smith, OSU (1998-00)	348
7.	Ross Stripling, TAMU (2009-12)	340
8.	Mark Roberts, OU (2001-04)	338
9.	Michael Wacha, TAMU (2010-12)	336
10.	Stephen White, BU (2000-03)	320

INNINGS PITCHED

1.	Shane Komine, NU (1999-02)	431.0
2.	Johnny Dorn, NU (2005-08)	386.2
3.	Cole Green, UT (2008-11)	386.0
4.	Justin Simmons, UT (2001-04)	376.1
5.	Shane Wright, TTU (1997-99)	368.2
6.	Stephen White, BU (2000-03)	368.1
7.	Mark Roberts, OU (2001-04)	365.2
8.	Frank Duncan, KU (2011-14)	360.1
8.	Taylor Jungmann, UT (2009-11)	355.2
9.	Ross Stripling, TAMU (2009-12)	353.2

COMPLETE GAMES

1.	Shane Wright, TTU (1997-99)	24
2.	Shane Komine, NU (1999-02)	18
3.	Jason Jennings, BU (1997-99)	15
	Casey Fossum, TAMU (1997-99)	15
4.	Ryan Rupe, TAMU (1997-99)	10
	Chris Phillips, TTU (2001-02)	10

SHUTOUTS

1.	Jamie Rodrigue, NU (2000-03)	6
2.	Shane Komine, NU (1999-02)	4
	Aaron Crow, MU (2006-08)	4
4.	Jason Jennings, BU (1997-99)	3
	Pete Smart, KU (1998-01)	3
	Andrew Heaney, OSU (2010-12)	3
	Matt Smith, OSU (1998-00)	3
	Casey Fossum, TAMU (1997-99)	3
	Zack Johnson, TAMU (2004)	3
	Preston Morrison, TCU (2013-)	3
	Taylor Jungmann, UT (2009-11)	3
	Brandon Workman, UT (2008-10)	3
	Harrison Musgrave, WVU (2013-14)	3

MOST GAMES – SEASON

73 Texas, 2004 (58-15)

MOST WINS – SEASON

58 Texas, 2004

HIGHEST BATTING AVERAGE – SEASON

.352 Texas Tech, 1997

MOST AT BATS

Game: 91 Texas vs. Boston College (25 inn.), 2009
 Season: 2,500 Texas A&M, 1999

MOST RUNS

Game: 50 Nebraska vs. Chicago State, 1999
 Season: 696 Oklahoma State (67 games), 1999

MOST HITS

Game: 35 Nebraska vs. Chicago State, 1999
 Season: 804 Texas A&M, 1999

MOST DOUBLES

Game: 12 Texas Tech (Twice, Last vs. Kansas, 2010)
 Season: 185 Texas Tech, 1997

MOST TRIPLES

Game: 6 Texas vs. Southern Illinois, 1998
 Season: 37 Texas, 2003

MOST HOME RUNS

Game: 11 Oklahoma vs. Kansas State, 2009
 Oklahoma State vs. Chicago State, 1999
 Season: 149 Oklahoma State, 1997

MOST RBI

Game: 48 Nebraska vs. Chicago State, 1999
 Season: 637 Oklahoma State, 1999

MOST STOLEN BASES

Game: 12 Kansas State vs. Long Island, 2011
 Texas A&M vs. Northwestern State, 2006
 Season: 151 Texas A&M, 2007

MOST TOTAL BASES

Game: 73 Nebraska vs. Chicago State, 1999
 Season: 1436 Oklahoma State, 1997

MOST WALKS

Game: 18 Oklahoma State vs. Boston College, 2001
 Kansas vs. Oklahoma, 1998
 Season: 409 Oklahoma State, 1999

MOST STRIKEOUTS BY BATTERS

Game: 22 Texas vs. Boston College, 2009 (25 inn.)
 Season: 510 Oklahoma, 2009

MOST BATTERS HIT BY PITCH

Game: 10 Baylor vs. TCU, 2012
 Season: 110 Kansas State, 2010

MOST SACRIFICE HITS

Game: 7 Texas vs. TCU, 2009
 Season: 126 Texas, 2000

MOST SACRIFICE FLIES

Game: 6 Several. (Last By: Texas Tech vs. Campbell, 2004)
 Season: 48 Missouri, 2004

**HIGHEST FIELDING PERCENTAGE - SEASON**

Season: .983 Oklahoma, 2006

MOST PUTOUTSGame: 75 Texas vs. Boston College, 2009 (25 inn.)
Season: 1989 Texas, 2004**MOST ASSISTS**Game: 37 Texas vs Boston College, 2009 (25 inn.)
Nine-Inn Game: 22 Missouri vs. Charlotte, 2011
Season: 867 Texas, 2003**MOST ERRORS**Game: 9 TCU vs. West Virginia, 2013
Kansas State vs. Miami (Ohio), 2002
Oklahoma State vs. Boston College, 2001
Season: 130 Kansas State, 2002**MOST DOUBLE PLAYS**Game: 6 Baylor vs. Texas, 2012
Season: 80 Texas, 2005**MOST TRIPLE PLAYS**Game/Season: 1 Baylor vs. Dallas Baptist, 2014
West Virginia vs. Maryland, 2014
West Virginia at TCU, 2014
Baylor vs. UCLA, 2009
Kansas vs. Texas, 2009
Nebraska vs. Northern Colorado, 2007
Texas A&M, 2005
Missouri vs. Eastern Kentucky, 2001
Kansas vs. St. Scholastica, 1999
Nebraska vs. Minnesota, 1998
Texas A&M vs. Missouri, 1997
West Virginia, 2014
Season: 2**MOST LEFT ON BASE**Game: 27 Baylor vs. Oral Roberts, 2000 (15 inn.)
Nine-Inn Game: 19 Texas vs. Sam Houston, 2001
Season: 591 Nebraska, 2002**MOST PASSED BALLS**Game: 4 Oklahoma State vs. Oklahoma
Missouri vs. Ohio State, 2006
Season: 25 Kansas, 2010**MARGIN OF VICTORY**

Game: 47 Nebraska vs. Chicago State, 1999 (50-3)

MOST CONSECUTIVE GAMES WITHOUT BEING SHUT OUT330 Nebraska, 1998-03
166 Baylor, 1997-00 (4th game in 2000)**MOST CONSECUTIVE GAMES WON**

24 Baylor, 2012

LONGEST GAME

25 innings Texas vs Boston College, May 30, 2009 (UT, 3-2)

TEAM PITCHING**LOWEST EARNED RUN AVERAGE**

Season: 2.22 TCU, 2014

HIGHEST EARNED RUN AVERAGE

Season: 8.11 Iowa State, 1998

MOST SAVESSeason: 23 Texas, 2011
Nebraska, 2005**MOST RUNS ALLOWED**Game: 25 Texas vs. Nebraska, 1997
Texas Tech vs. Missouri, 2005
Season: 498 Iowa State, 1999**FEWEST RUNS ALLOWED**

Season: 163 Texas, 2013

MOST HITS ALLOWEDGame: 25 Missouri vs. Bradley, 1998
Season: 694 Texas Tech, 2000**MOST HOME RUNS ALLOWED**Game: 11 Oklahoma vs. Kansas State, 2009
Season: 93 Oklahoma, 1998**MOST STRIKEOUTS**Game: 22 Nebraska vs. Louisiana (15 inn.), 2009
Nine-Inning Game: 20 Oklahoma State vs. Alabama A&M, 2010
Season: 612 Texas A&M, 2010
Texas, 2004**MOST WALKS ISSUED**Game: 18 Oklahoma vs. Kansas, 1998
Season: 310 Kansas State, 1997**FEWEST WALKS ISSUED**

Season: 120 Kansas State, 2006

MOST INNINGS PITCHEDGame: 25 Texas vs. Boston College, 2009
Season: 663 Texas, 2004**MOST HIT BATTERS**Game: 8 Kansas State vs. Arkansas, 2003
Season: 85 Texas, 2002**MOST WILD PITCHES**Game: 7 Kansas vs. Eastern Michigan, 2001
Season: 75 Kansas, 2004
Fewest season: 14 Kansas State, 2006**MOST COMPLETE GAMES**

Season: 21 Texas Tech, 1998

MOST SHUTOUTS

Season: 14 TCU, 2014

CONSECUTIVE STRIKEOUTSGame: 9 Missouri vs. Harris-Stowe, 2002
Season: 9 Missouri, 2002**CONSECUTIVE SHUTOUT INNINGS**

Season: 43 1/3 Nebraska, 2004

MOST NO-HITTERSSeason: 1 Several
Last: Texas, May 16, 2014**INDIVIDUAL HITTING & FIELDING****HIGHEST BATTING AVERAGE**

Season: .478 Ken Harvey, Nebraska, 1999



MOST GAMES

Season: 73 Taylor Teagarden, Texas, 2004

MOST AT BATS

Game: 12 Travis Tucker, Texas vs Boston College, 2009
Michael Torres vs Boston College, 2009
Season: 304 Seth Johnston, Texas, 2005

MOST RUNS

Game: 7 Ken Harvey, Nebraska vs. Chicago State, 1999
Season: 97 Keith Ginter, Texas Tech, 1998

MOST HITS

Game: 6 Several. (Last: Jake Brown, Kansas State vs. Hartford, 2012)
Season: 121 David Murphy, Baylor, 2003

MOST DOUBLES

Game: 5 Jeremy Dodson, Baylor vs. Hardin-Simmons, 1998
Season: 32 Jeff Guiel, Oklahoma State, 1997

MOST TRIPLES

Game: 3 Jason Rainey, Texas Tech vs. TAMU-CC, 2001
Season: 11 Jon Topolski, Baylor, 1998

MOST HOME RUNS

Game: 3 Several (Last: Josh Ludy, Baylor vs. Kansas State, 2012
Robbie Rea, Oklahoma State vs. Alabama A&M, 2012)
Season: 33 Joe Dillon, Texas Tech, 1997

MOST GRAND SLAMS

Game: 2 Jose Montenegro, Oklahoma vs. Oklahoma Baptist, 1998
Jason Landreth, Texas Tech vs. New Mexico Highlands, 1998
Season: 3 Cameron Blair, Texas Tech, 2004;
Jose Montenegro, Oklahoma, 1998

MOST RBI

Game: 10 Craig Moore, Nebraska vs. Chicago State, 1999
Season: 105 Lamont Matthews, Oklahoma State, 1999

MOST STOLEN BASES

Game: 5 John Nelson, Kansas vs. UT-Pan American, 2001
Season: 42 John Nelson, Kansas, 2000

MOST TOTAL BASES

Game: 16 Robbie Rea, Oklahoma State vs. Alabama A&M, 2012
Season: 228 Jon Topolski, Baylor vs. Hardin-Simmons, 1998
Daylan Holt, Texas A&M, 1999

HIGHEST SLUGGING PERCENTAGE

(Min. 2.5 AB per game)
Season: .939 Joe Dillon, Texas Tech, 1997

MOST WALKS

Game: 6 Tanner Witt, Kansas State vs. Nebraska-Omaha, 2012
1999 Josh Holliday, Oklahoma State vs. Oral Roberts,
Season: 78 Bryan Seymour, Missouri vs. Arkansas State, 1997
Keith Ginter, Texas Tech, 1998

MOST STRIKEOUTS

Game: 6 Cameron Rupp, Texas vs Boston College, 2009
Season: 75 Aaron Jaworowski, Missouri, 1997

MOST HIT BY PITCH

Game: 4 Brannon Champagne, Missouri, 2011
Season: 35 Nathan Orf, Baylor, 2012

MOST SACRIFICE HITS

Game: 4 Andrew Sawyers, Nebraska vs. Kansas State, 1998
Season: 30 Kevin Kuntz, Kansas, 2013

MOST SACRIFICE FLIES

Game: 2 Several. (Last: Five players, 2013)
Season: 12 Jason King, Kansas State, 2011
Jed Morris, Nebraska, 2002

MOST PUTOUTS

Game: 33 Preston Clark, Texas vs Boston College, 2009
Season: 687 Tant Shepard, Texas, 2011

MOST ASSISTS

Game: 13 Travis Tucker, Texas vs Boston College, 2009
Season: 244 Todd West, Texas, 2000

MOST ERRORS

Game: 5 Paul Witt, Baylor vs. Texas A&M, 2003
Cory Covert, Texas vs. Sam Houston State, 2000
Season: 36 Billy Gasparino, Oklahoma State, 1999

DOUBLE PLAY PARTICIPATION

Game: 4 Several Times: Last by five players in 2013
Season: 73 Jeff Ontiveros, Texas, 2000

CYCLES (14)

April 30, 1997 Feb. 23, 2007
Heath Schesser, K-State Blake Stouffer, Texas A&M
K-STATE 22, Bethany I 5-for-5, 4 R, 6 RBI
TAMU 15, Jacksonville State 5

April 20, 1999 June 3, 2007
Jon Weber, Texas Tech Blake Stouffer, Texas A&M
4-for-5, 4 R, 5 RBI 4-for-4, 2 R, 6 RBI
TTU 16, Southwest Texas 12 TAMU 10, Ohio State 4

April 15, 2003 April 23, 2008
Josh Field, Oklahoma State Chris Richburg, Texas Tech
4-for-5, 3 R, 4 RBI 4-for-4, 3 R, 3 RBI
OSU 24, UT Pan American I TTU 16, New Mexico State 10

May 6, 2003 March 6, 2011
Michael Griffin, Baylor Tyler Naquin, Texas A&M
4-for-5, 3 R, 6 RBI 4-for-6, 2 R, 6 RBI
BU 15, Centenary I TAMU II, Houston 4

May 23, 2004 April 29, 2011
Josh Ford, Baylor Zach Johnson, Oklahoma State
4-for-4, 2 R, RBI 4-for-5, 2 R, 2 RBI
TTU 12, BU 6 OSU 9, K-State 2

June 2, 2006 May 10, 2013
Jared Schweitzer, Kansas Connor McKay, Kansas
4-for-5, 2 R, 2 RBI 4-for-4, 2 R, RBI
KU 9, Hawaii 6 K-State 4, KU 3

April 11, 2006 March 26, 2014
Steve Edlefsen, Nebraska Ross Kivett, K-State
6-for-8, 5 R, 2 RBI 4-for-5, 3 R, 3 RBI
NU 16, Iowa 14 (13 inn) K-State 12, Nebraska 6

March 3, 2006 May 11, 2014
Luke Gorsett, Nebraska Billy Fleming, West Virginia
4-for-5, 3 R, 3 RBI 4-for-6, 3 R, 2 RBI
NU II, Notre Dame I Kansas 9, West Virginia 8



INDIVIDUAL PITCHING

MOST WINS

Season: 16 Justin Simmons, Texas, 2002 (16-1)

MOST WINS IN RELIEF

Season: 10 Abe Woody, Baylor, 2005 (10-3)
Steve Rowe, Texas Tech, 2002 (10-2)

MOST LOSSES

Season: 9 Justin Wilcher, Kansas, 2001
Pete Smart, Kansas, 2000
Khalid Ballouli, Texas A&M, 2000

LOWEST EARNED RUN AVERAGE

Season: 0.80 John Stilson, Texas A&M, 2010

HIGHEST WINNING PERCENTAGE

Season (Min. 10 decisions):

1.000 Aaron Crow (13-0), Missouri, 2008
Garrett Broshuis (11-0), Missouri, 2004
Shane Komine (10-0), Nebraska, 2002
Jason Gooding (11-0), Texas Tech, 1997

MOST SAVES

Season: 21 Josh Michalec, Baylor, 2014

MOST APPEARANCES

Season: 42 J. Brent Cox, Texas, 2005
Charlie Thames, Texas, 2000

MOST STRIKEOUTS

Game: 18 Monty Ward, Texas Tech vs. Lindenwood, 1998
Season: 172 Jason Jennings, Baylor, 1999

MOST WALKS

Game: 8 Shane Komine, Nebraska vs. Clemson, 2002
Scott Dunn, Texas vs. Kansas, 1999
Jason Jennings, Baylor vs. Oklahoma, 1998
Season: 66 Mark McCormick, Baylor, 2005

FEWEST WALKS

Season: 3 Casey Hauptman, Nebraska, 2011
(Min. 60 IP)

MOST INNINGS PITCHED

Game: 13 Austin Wood, Texas vs Boston College, 2009
Season: 152.2 Shane Wright, Texas Tech, 1998

MOST HIT BATTERS

Game: 7 Andrew Doyle, Oklahoma vs UCLA, 2009
Season: 18 Matt Gardner, Oklahoma State, 2006
Steven White, Baylor, 2003

MOST WILD PITCHES

Game: 5 Nick Tepesch, Missouri vs Kansas, 2009
Jared Brite, Kansas State vs. Oral Roberts, 2001
Dan Olson, Kansas vs. Creighton, 2000
Season: 16 Ross Stripling, Texas A&M, 2011

MOST GAMES STARTED

Season: 23 Kyle McCulloch, Texas, 2005
Sam LeCure, Texas, 2004

MOST COMPLETE GAMES

Season: 13 Shane Wright, Texas Tech, 1998

MOST SHUTOUTS

Season: 4 Jamie Rodrigue, Nebraska, 2000

CONSECUTIVE STRIKEOUTS

Game: 6 Geoff Geary, Oklahoma vs. Kansas State, 1998
Season: 6 Geoff Geary, Oklahoma, 1998

NO-HITTERS (15; 9 INDIVIDUAL, 6 TEAM)

Feb. 16, 1996
Matt Blank - Texas A&M
TAMU 4, UT Pan American 0Feb. 6, 1998
Ryan Rupe, Shane King, Chris Scarcella - Texas A&M
TAMU 9, UT Pan American 0Feb. 11, 2000
Beau Hale - Texas
UT10, Sam Houston State 0April 15, 2000
Kyle Evans - Baylor
BU 4, Iowa State 0Feb. 1, 2004
Scott Sharpe, Ryan Knippschild, Jacob Jean, Sean Land,
Clint Schambach - Kansas
KU 8, Texas Southern 0Feb. 14, 2004
Cory VanAllen, Zane Carlson - Baylor
BU 1, Loyola Marymount 0 (7)Feb. 14, 2004
Zach Jackson - Texas A&M
TAMU 15, TAMU-CC 0 (7)March 9, 2005
Kevin Duke, John Brownell, Daniel McCutchen, Ryan Mottern, Will Savage,
P.J. Sandoval - Oklahoma
OU 20, UAPB 0April 1, 2005
Max Scherzer, Michael Cole - Missouri
MU 25, Texas Tech 0April 16, 2005
Adrian Alaniz - Texas
UT 4, TAMU-CC 0April 29, 2008
Kenn Kasperek - Texas
UT II, Texas State 0Feb. 20, 2009
Shaeffer Hall - Kansas
KU 5, Air Force 0March 1, 2009
Brandon Workman - Texas
UT 9, Penn State 0March 12, 2012
Ross Stripling - Texas A&M
TAMU I, San Diego State 0May 16, 2014
Dillon Peters, Morgan Cooper - Texas
UT 12, K-STATE 0



ALL-TIME SINGLE-SEASON REACHED BASE STREAKS *(since 2003)*

Mark Payton, Texas, 2014	62
Nick Martini, Kansas State, 2010	59
Ty Wright, Oklahoma State, 2007	50
Luke Gorsett, Nebraska, 2006	48
Cameron Blair, Texas Tech, 2005	45
David Murphy, Baylor, 2003	44
John McKee, Missouri, 2005	40
Ryan Rohlinger, Oklahoma, 2005	40
Mark Payton, Texas, 2013	39
Tyler Naquin, Texas A&M, 2011	39
Carter Jurica, Kansas State, 2010	39
Michael Torres, Texas, 2008	38
Darby Brown, Texas A&M, 2008	38
Lee Laskowski, Missouri, 2004	38
Ryan Baty, Kansas, 2003	38
Joe Simokaitis, Nebraska, 2003	38

ALL-TIME REACHED BASE STREAKS

(over multiple seasons)

Mark Payton, Texas, 2013-14	101
Nick Martini, Kansas State, 2009-II	93
Cameron Blair, Texas Tech, 2004-05	53
Jamodrick McGruder, Texas Tech, 2010-II	39

ALL-TIME SINGLE-SEASON HITTING STREAKS

Ty Wright, Oklahoma State, 2007	35
James Blair, Baylor, 1997	30
Matt Oberste, Oklahoma, 2013	30
Gene Alvarez, Texas Tech, 2002	30
Kelly Shoppach, Baylor, 2001	28
Tyler Naquin, Texas A&M, 2011	27
Nick Martini, Kansas State, 2010	26
Adam Muenster, Kansas State, 2010	25
Michael Torres, Texas, 2008	25
Jose Duran, Texas A&M, 2008	24
Dustin Dickerson, Baylor, 2009	24
Jared Schweizer, Kansas, 2005	24
Curtis Ledbetter, Nebraska, 2003	23
Charley Carter, Baylor, 1998	22
Robby Price, Kansas, 2010	22
Aaron Baker, Oklahoma, 2007	22
Jason Jennings, Baylor, 1998	21
Jon Topolski, Baylor, 1999	21
David Murphy, Baylor, 2003	21
Ryan Baty, Kansas, 2003	21
Blake Brown, Missouri, 2012	21
Zach Leske, Oklahoma, 2000	21
Joe Ferin, Texas, 2003	21
Ben Feltner, Texas A&M, 2007	21
Tony Thompson, Kansas, 2009	20
Matt Tribble, Kansas, 2003	20
Pat Maloney, Kansas State, 2001	20
John Cole, Nebraska, 1998	20
Jeff Hedman, Nebraska, 1998	20
Josh Fields, Oklahoma State, 2003	20
Jose Virgil, Oklahoma State, 2003	20
Cliff Pennington, Texas A&M, 2004	20
Cameron Blair, Texas Tech, 2004	20

ALL-TIME HITTING STREAKS

(over multiple seasons)

James Blair, Baylor, 1997-98	31
Derek Wathan, Oklahoma, 1997-98	25
Tony Thompson, Kansas, 2008-09	23
Rebel Riding, Oklahoma State, 2007-08	20

BIG 12 POSTSEASON CHAMPIONS

Nebraska	4	1999, 2000, 01, 05
Texas	4	2002, 03, 08, 09
Texas A&M	3	2007, 10, 11
Oklahoma	2	1997, 2013
Kansas	1	2006
Missouri	1	2012
Oklahoma State	1	2004
TCU	1	2014
Texas Tech	1	1998

BIG 12 CHAMPIONSHIP STANDINGS

Team	Appearances	W-L	Pct.	Titles
TCU	2	5-2	.714	1
Nebraska	10	29-12	.707	4
West Virginia	2	3-2	.600	0
Texas A&M	14	27-21	.563	3
Missouri	14	26-22	.542	1
Texas	15	30-26	.536	4
Oklahoma	18	32-29	.525	2
Baylor	18	29-31	.483	0
Kansas State	8	13-14	.481	0
Kansas	8	9-15	.375	1
Texas Tech	14	15-28	.349	1
Oklahoma State	16	17-32	.347	1
Iowa State	1	1-2	.333	0

CHAMPIONSHIP WINNERS/MOPs

1997	(4) Oklahoma (4-1) def. (1) Texas Tech Brian Shackelford, Oklahoma, OF
1998	(3) Texas Tech (4-1) def. (1) Texas A&M Josh Bard, Texas Tech, C
1999	(5) Nebraska (4-0) def. (2) Baylor Jason Jennings, Baylor, P
2000	(2) Nebraska (5-1) def. (1) Baylor Adam Shabala, Nebraska, OF
2001	(1) Nebraska (4-0) def. (6) Texas A&M Dan Johnson, Nebraska, IB
2002	(1) Texas (5-1) def. (2) Nebraska Dustin Majewski, Texas, OF
2003	(3) Texas (5-1) def. (5) Baylor Dustin Majewski, Texas, OF
2004	(4) Oklahoma State (4-0) def. (7) Missouri Cody Ehlers, Missouri, IB
2005	(1) Nebraska (5-1) def. (2) Baylor Curtis Ledbetter, Nebraska, IB
2006	(6) Kansas (4-0) def. (4) Nebraska Matt Baty, Kansas, OF
2007	(5) Texas A&M (3-1) def. (6) Baylor Craig Stinson, Texas A&M, C
2008	(5) Texas (4-0) def. (7) Kansas State Brandon Belt, Texas, IB
2009	(1) Texas (3-1) def. (3) Missouri Brandon Loy, Texas, SS
2010	(4) Texas A&M (4-0) def. (6) Baylor Brodie Greene, Texas A&M, SS
2011	(2) Texas A&M (4-0) def. (8) Missouri Andrew Collazo, Texas A&M, 2B
2012	(6) Missouri (4-0) def. (4) Oklahoma Eric Garcia, Missouri, SS
2013	(4) Oklahoma (4-0) def. (6) Kansas Jonathan Gray, Oklahoma, P
2014	(2) TCU (4-0) def. (1) Oklahoma State Jerrick Suiter, TCU, DH

**1997****Oklahoma City****Thursday, May 15**

No. 1 Texas Tech 12, No. 6 Missouri 2
No. 2 Oklahoma State II, No. 5 Baylor 8
No. 3 Texas A&M II, No. 4 Oklahoma 3

Friday, May 16

Missouri 9, Baylor 8
Oklahoma 5, Texas Tech 3
Oklahoma State 16, Texas A&M 10

Saturday, May 17

Texas Tech 9, Texas A&M 6
Oklahoma 16, Missouri 7
Texas Tech 7, Oklahoma State 6

Sunday, May 18

Oklahoma 10, Oklahoma State 5
Oklahoma 19, Texas Tech 17

Total Attendance: 56,742**All-Tournament Team**

C Javier Flores, Oklahoma
IB Joe Dillon, Texas Tech
2B Corey Hart, Oklahoma
SS Derek Wathan, Oklahoma
3B Sean Heaney, Texas A&M
OF Rusty McNamara, Oklahoma State
Brian Shackelford, Oklahoma
(Most Outstanding Player)
Brandon Toro, Texas Tech
DH Jason Landreth, Texas Tech
P Matt Blank, Texas A&M
Jason Gooding, Texas Tech
Jeff Andra, Oklahoma

1998**Oklahoma City****Thursday, May 14**

No. 1 Texas A&M 4, No. 6 Oklahoma State 3
No. 2 Baylor 7, No. 5 Missouri 3
No. 3 Texas Tech 5, No. 4 Oklahoma 1

Friday, May 15

Oklahoma State II, Missouri 8
Oklahoma 10, Texas A&M 4
Texas Tech II, Baylor 4

Saturday, May 16

Texas A&M 8, Baylor 5
Oklahoma 9, Oklahoma State 4
Texas A&M II, Texas Tech 7

Sunday, May 17

Texas Tech 4, Oklahoma 3
Texas Tech 14, Texas A&M 7

Total Attendance: 113,108**All-Tournament Team**

C Josh Bard, Texas Tech
(Most Outstanding Player)
IB Charley Carter, Baylor
2B Keith Ginter, Texas Tech
3B Craig Kuzmic, Texas A&M
SS Steve Scarborough, Texas A&M
OF Jason Tyner, Texas A&M

Jason Landreth, Texas Tech
Daylan Holt, Texas A&M
DH Brennan Burns, Texas Tech
Richard Park, Oklahoma
P Ryan Rupe, Texas A&M
Chris Scarcella, Texas A&M
Shane Wright, Texas Tech

1999**Oklahoma City****Wednesday, May 19**

No. 8 Oklahoma 10, No. 1 Texas A&M 5
No. 5 Nebraska 5, No. 4 Oklahoma State 0
No. 2 Baylor 2, No. 7 Missouri 0
No. 6 Texas 7, No. 3 Texas Tech 3

Thursday, May 20

Texas A&M 4, Oklahoma State 2
Missouri 8, Texas Tech 7 (12)
Nebraska 14, Oklahoma 7
Baylor 8, Texas 2

Friday, May 21

Texas A&M 10, Oklahoma 3
Missouri 5, Texas 4 (11)

Saturday, May 22

Nebraska 8, Texas A&M 7
Baylor 9, Missouri 2

Sunday, May 23

Nebraska 4, Baylor 3

Total Attendance: 129,334**All-Tournament Team**

C Josh Bard, Texas Tech
IB Ken Harvey, Nebraska
2B Dustin Barnes, Missouri
3B Aaron Wilson, Missouri
SS Steve Scarborough, Texas A&M
OF Josh Cole, Nebraska
Anthony Hensley, Baylor
Bobby Walters, Oklahoma
DH Richard Park, Oklahoma
P Chad Wiles, Nebraska
Chad Hawkins, Baylor
Jason Jennings, Baylor
(Most Outstanding Player)

2000**Oklahoma City****Wednesday, May 17**

No. 3 Oklahoma 9, No. 6 Oklahoma State 8
No. 7 Missouri 12, No. 2 Nebraska 10
No. 4 Texas 8, No. 5 Texas Tech 4
No. 1 Baylor 12, No. 8 Texas A&M 3

Thursday, May 18

Nebraska 7, Oklahoma State 5
Texas Tech 8, Texas A&M 6
Oklahoma 12, Missouri 6
Baylor 3, Texas 2

Friday, May 19

Nebraska 4, Missouri 3
Texas Tech 4, Texas 3

Saturday, May 20

Nebraska 3, Oklahoma 1
Baylor 10, Texas Tech 1
Nebraska 6, Oklahoma 1

Sunday, May 21

Nebraska 11, Baylor 3

Total Attendance: 126,482**All-Tournament Team**

C Kelly Shoppach, Baylor
IB Rick Park, Oklahoma
2B Zach Lekse, Oklahoma
3B Landon Brandes, Missouri
SS Jace Brewer, Baylor
OF Marco Cunningham, Texas Tech
Jaime Bubela, Baylor
Adam Shabala, Nebraska
(Most Outstanding Player)
DH Ryan Hubele, Texas
P Beau Hale, Texas
Kyle Evans, Baylor
Chad Wiles, Nebraska

2001**Oklahoma City****Wednesday, May 16**

No. 6 Texas A&M 9, No. 3 Texas 8
No. 2 Texas Tech 17, No. 7 Oklahoma 5
No. 5 Oklahoma State 18, No. 4 Baylor 4
No. 1 Nebraska 5, No. 8 Iowa State 2

Thursday, May 17

Oklahoma 9, Texas 7
Iowa State 6, Baylor 5
Texas A&M 8, Texas Tech 6
Nebraska 8, Oklahoma State 1

Friday, May 18

Oklahoma 4, Texas Tech 3
Oklahoma State 17, Iowa State 4

Saturday, May 19

Texas A&M 10, Oklahoma 1
Nebraska 10, Oklahoma State 5

Sunday, May 20

Nebraska 7, Texas A&M 4

Total Attendance: 105,053**All-Tournament Team**

C Kelly Shoppach, Baylor
IB Dan Johnson, Nebraska
(Most Outstanding Player)
2B Nebasset Brown, Oklahoma State
3B Jason Bartlett, Oklahoma
SS Jake Brown, Iowa State
OF Jimbo McAuliff, Oklahoma State
Jake Bollig, Oklahoma State
John Cole, Nebraska
DH Ben Himes, Texas A&M
Matt Hopper, Nebraska
UT Greg Dobbs, Oklahoma
P Shane Komine, Nebraska
Chris French, Texas A&M
Chris Russ, Texas A&M

2002

Arlington, Texas

Wednesday, May 22

No. 3 Texas Tech 5, No. 6 Kansas State 4
No. 2 Nebraska II, No. 7 Baylor 9
No. 4 Oklahoma II, No. 5 Oklahoma State 3
No. 8 Texas A&M 8, No. 1 Texas 4

Thursday, May 23

Kansas State 6, Baylor 2
Texas 8, Oklahoma State 6
Nebraska I2, Texas Tech 8
Oklahoma 9, Texas A&M I

Friday, May 24

Kansas State 7, Texas Tech 6
Texas 9, Texas A&M 4

Saturday, May 25

Nebraska 8, Kansas State 7
Texas 2, Oklahoma I
Texas 8, Oklahoma 5

Sunday, May 26

Texas 9, Nebraska 6 (10)

Total Attendance: 150,196

All-Tournament Team

C John Grose, Nebraska
IB Jeff Ontiveros, Texas
2B Will Bolt, Nebraska
3B Jake Brown, Texas Tech
SS Osmar Castillo, Kansas State
OF Dustin Majewski, Texas
(Most Outstanding Player)
Jason Frasz, Oklahoma
Pat Maloney, Kansas State
DH J.D. Reininger, Texas
UT Ty Soto, Kansas State
P Mark Roberts, Oklahoma
Ray Clark, Texas
Huston Street, Texas

2003

Oklahoma City

Wednesday, May 21

No. 3 Texas IO, No. 6 Oklahoma State 7
No. 2 Texas A&M II, No. 7 Oklahoma 2
No. 5 Baylor II, No. 4 Missouri 0
No. I Nebraska 9, No. 8 Kansas 4

Thursday, May 22

Oklahoma 4, Oklahoma State 2
Missouri 4, Kansas 3 (II)
Texas A&M 3, Texas 2
Nebraska 9, Baylor 5

Friday, May 23

Texas 5, Oklahoma 4
Baylor 9, Missouri 8

Saturday, May 24

Texas 9, Texas A&M 7
Baylor 7, Nebraska 5 (14)
Texas I3, Texas A&M 4
Baylor 6, Nebraska 2

Sunday, May 25

Texas IO, Baylor 8 (10)

Total Attendance: 86,629

All-Tournament Team

C Josh Ford, Baylor
IB Mark Saccomanno, Baylor
2B Tim Moss, Texas
3B Alex Gordon, Nebraska
SS Omar Quintanilla, Texas
OF Dustin Majewski, Texas
(Most Outstanding Player)
David Murphy, Baylor
Joe Ferin, Texas
DH Seth Johnston, Texas
UT Scott Beerer, Texas A&M
P Steven White, Baylor
Mark McCormick, Baylor
Huston Street, Texas
Zane Carlson, Baylor

2004

Arlington, Texas

Wednesday, May 26

No. 6 Baylor 8, No. 3 Texas Tech 3
No. 7 Missouri 9, No. 2 Oklahoma 5
No. 4 Oklahoma State 6, No. 5 Texas A&M 5
No. 8 Nebraska 5, No. I Texas 2

Thursday, May 27

Oklahoma 3, Texas Tech I
Texas I3, Texas A&M 6
Missouri I2, Baylor I

Friday, May 28

Oklahoma State 7, Nebraska I
Baylor I4, Oklahoma 4
Texas 6, Nebraska 5

Saturday, May 29

Missouri IO, Baylor 7
Oklahoma State 8, Texas 2

Sunday, May 30

Oklahoma State IO, Missouri 9 (13)

Total Attendance: 125,628

All-Tournament Team

C Jason Jaramillo, Oklahoma State
IB Cody Ehlers, Missouri
(Most Outstanding Player)
2B Rusty Ryal, Oklahoma State
3B Josh Fields, Oklahoma State
SS Chris Gutierrez, Oklahoma State
OF Mike Pankratz, Baylor
James Boone, Missouri
Lee Laskowski, Missouri
DH Chad Steele, Nebraska
UT Curtis Thigpen, Texas
P Spencer Grogan, Oklahoma State
Garrett Broshuis, Missouri
Mark Alexander, Missouri

2005

Oklahoma City

Wednesday, May 25

No. 6 Oklahoma State IO, No. 3 Texas 4
No. 2 Baylor 2, No. 7 Kansas I (10)

No. 4 Missouri 8, No. 5 Oklahoma 7
No. 8 Texas Tech 5, No. I Nebraska 3

Thursday, May 26

Texas 9, Kansas 0
Nebraska 6, Oklahoma 3
Baylor 8, Oklahoma State 3
Missouri IO, Texas Tech I

Friday, May 27

Texas 6, Oklahoma State I
Nebraska 2, Texas Tech I

Saturday, May 28

Baylor 9, Texas 8
Nebraska 5, Missouri 4
Nebraska I7, Missouri 9

Sunday, May 29

Nebraska I, Baylor 0

Total Attendance: 74,439

All-Tournament Team

C Jacob Priday, Missouri
IB Curtis Ledbetter, Nebraska
(Most Outstanding Player)
2B Michael Griffin, Baylor
3B Alex Gordon, Nebraska
SS Seth Johnston, Texas
OF Nick Peoples, Texas
James Boone, Missouri
Andy Gorch, Nebraska
DH Zane Taylor, Missouri
SP Randy Boone, Texas
Brian Duesing, Nebraska
RP Ryan LaMotta, Baylor
UT Joe Simokaitis, Nebraska

2006

Oklahoma City

Wednesday, May 24

No. 4 Nebraska 3, No. 5 Baylor 2
No. I Texas 4, No. 8 Texas Tech 0
No. 6 Kansas 7, No. 3 Oklahoma 2
No. 7 Missouri 9, No. 2 Oklahoma State 5

Thursday, May 25

Texas I6, Baylor 8
Nebraska 6, Texas Tech 4

Friday, May 26

Missouri II, Oklahoma 0
Kansas II, Oklahoma State 6

Saturday, May 27

Baylor 5, Texas Tech 3
Nebraska 6, Texas 5
Oklahoma 2I, Oklahoma State 6
Kansas 4, Missouri 3

Sunday, May 28

Kansas 9, Nebraska 7

Total Attendance: 75,532

All-Tournament Team

C Jeff Christy, Nebraska
IB Patrick Smart, Texas Tech



2B Ryne Price, Kansas
 3B Erik Morrison, Kansas
 SS Beamer Weems, Baylor
 OF Matt Baty, Kansas
 (Most Outstanding Player)
 Seth Fortenberry, Baylor
 Drew Stubbs, Texas
 DH Hunter Harris, Texas
 P Max Scherzer, Missouri
 Kenn Kaspaerk, Texas
 Brett Jensen, Nebraska

2007**Oklahoma City****Wednesday, May 23**

No. 4 Nebraska 5, No. 5 Texas A&M 3
 No. 1 Texas 19, No. 8 Kansas State 10
 No. 7 Oklahoma 7, No. 2 Missouri 2
 No. 6 Baylor 3, No. 3 Oklahoma State 1

Thursday, May 24

Texas A&M 7, Texas 3
 Kansas State 5, Nebraska 1

Friday, May 25

Baylor 10, Missouri 5
 Oklahoma 9, Oklahoma State 8

Saturday, May 26

Texas A&M 7, Kansas State 2
 Texas 5, Nebraska 4
 Missouri 13, Oklahoma State 1
 Baylor 7, Oklahoma 6

Sunday, May 27

Texas A&M 14, Baylor 6

Total Attendance: 85,016

All-Tournament Team

C Craig Stinson, Texas A&M
 (Most Outstanding Player)
 IB Chance Wheelless, Texas
 2B Brock Bond, Missouri
 3B Aaron Reza, Oklahoma
 SS Beamer Weems, Baylor
 OF Joseph Hughes, Oklahoma
 Jordan Danks, Texas
 Ty Wright, Oklahoma State
 DH Matt Czimskey, Baylor
 P Kendal Volz, Baylor
 Brad Hutt, Kansas State

2008**Oklahoma City****Wednesday, May 21**

No. 4 Missouri 3, No. 5 Texas 2 (10)
 No. 8 Oklahoma 4, No. 1 Texas A&M 1
 No. 6 Baylor 10, No. 3 Nebraska 4
 No. 7 Kansas State 3, No. 2 Oklahoma State 2

Thursday, May 22

Texas 15, Texas A&M 9
 Oklahoma 4, Missouri 3

Friday, May 23

Nebraska 5, Kansas State 2
 Oklahoma State 14, Baylor 3 (7)

Saturday, May 24

Texas 11, Oklahoma 10
 Texas A&M 6, Missouri 2
 Oklahoma State 11, Nebraska 5
 Kansas State 3, Baylor 2

Sunday, May 25

Texas 15, Kansas State 7

Total Attendance: 81,331

All-Tournament Team

C Luis Flores, Oklahoma State
 IB Brandon Belt, Texas
 (Most Outstanding Player)
 2B Jake Opitz, Nebraska
 3B Nate Tenbrink, Kansas State
 SS Drew Biery, Kansas State
 OF Jacob Priday, Missouri
 Jordan Danks, Texas
 Russell Moldenhauer, Texas
 DH Rebel Ridling, Oklahoma State
 P Daniel Edwards, Kansas State
 Andrew Doyle, Oklahoma

2009**Oklahoma City****Wednesday, May 20**

No. 4 Kansas State 5, No. 5 Kansas 4
 No. 8 Baylor 14, No. 1 Texas 9
 No. 3 Missouri 5, No. 6 Texas A&M 2
 No. 2 Oklahoma 5, No. 7 Texas Tech 2

Thursday, May 21

Texas 9, Kansas 3
 Kansas State 9, Baylor 4

Friday, May 22

Texas Tech 4, Missouri 2
 Texas A&M 17, Oklahoma 15

Saturday, May 23

Baylor 8, Kansas 4
 Texas 4, Kansas State 2
 Missouri 5, Oklahoma 4
 Texas A&M 11, Texas Tech 4

Sunday, May 24

Texas 12, Missouri 7

Total Attendance: 72,511

All-Tournament Team

C J.T. Wise, Oklahoma
 IB Brandon Belt, Texas
 2B Joey Hainsfurther, Baylor
 SS Brandon Loy, Texas
 (Most Outstanding Player)
 3B Tony Thompson, Kansas
 OF Ryan Lollis, Missouri
 Jamie Johnson, Oklahoma
 Kyle Colligan, Texas A&M
 DH Dustin Dickerson, Baylor
 P Chance Ruffin, Texas
 Andrew Doyle, Oklahoma
 Craig Fritsch, Baylor

2010**Oklahoma City****Wednesday, May 26**

No. 4 Texas A&M 9, No. 5 Texas Tech 2
 No. 8 Missouri 7, No. 1 Texas 3
 No. 6 Baylor 11, No. 3 Kansas State 8
 No. 2 Oklahoma 3, No. 7 Kansas 2

Thursday, May 27

Texas Tech 4, Texas 2
 Texas A&M 7, Missouri 2

Friday, May 28

Kansas State 10, Kansas 5
 Baylor 8, Oklahoma 3

Saturday, May 29

Missouri 7, Texas Tech 3
 Texas A&M 9, Texas 3
 Oklahoma 13, Kansas State 2 (8)
 Baylor 6, Kansas 3

Sunday, May 30

Texas A&M 5, Baylor 3 (10)

Total Attendance: 68,275

All-Tournament Team

C Daniel Dellasega, Kansas State
 IB Barrett Barnes, Texas Tech
 2B Raynor Campbell, Baylor
 SS Brodie Greene, Texas A&M
 (Most Outstanding Player)
 3B Garrett Buechele, Oklahoma
 OF Logan Vick, Baylor
 Ryan Gebhart, Missouri
 Connor Rowe, Texas
 DH Matt Juengel, Texas A&M
 P Willie Kempf, Baylor
 Chad Bettis, Texas Tech
 John Stilson, Texas A&M

2011**Oklahoma City****Wednesday, May 25**

No. 4 Oklahoma State 6, No. 5 Baylor 2
 No. 8 Missouri 6, No. 1 Texas 4
 No. 2 Texas A&M 10, No. 7 Texas Tech 5
 No. 6 Kansas State 5, No. 3 Oklahoma 4

Thursday, May 26

Texas 6, Baylor 1
 Oklahoma 3, Texas Tech 1
 Missouri 6, Oklahoma State 5
 Texas A&M 4, Kansas State 1

Friday, May 27

Texas 9, Oklahoma State 3
 Kansas State 4, Oklahoma 3

Saturday, May 28

Texas 6, Missouri 2
 Texas A&M 9, Kansas State 8 (11)
 Missouri 2, Texas 1

Sunday, May 29

Texas A&M 10, Missouri 9 (10)

Total Attendance: 59,069

All-Tournament Team

C Kevin Gonzalez, Texas A&M
 IB Jacob House, Texas A&M
 2B Andrew Collazo, Texas A&M
 (Most Outstanding Player)
 SS Brandon Loy, Texas
 3B Jason King, Kansas State
 OF Conner Mach, Missouri
 Paul Montalbano, Texas
 Tyler Naquin, Texas A&M
 DH Jonah Schmidt, Missouri
 P Taylor Jungmann, Texas
 Michael Wacha, Texas A&M
 Kelly Fick, Missouri

2012

Oklahoma City

Wednesday, May 23

No. 4 Oklahoma I, No. 5 Oklahoma State 0
 No. 1 Baylor II, No. 8 Kansas State I (7)
 No. 2 Texas A&M IO, No. 7 Kansas 4
 No. 6 Missouri 5, No. 3 Texas 4

Thursday, May 24

Kansas State 5, Oklahoma State 2
 Kansas 4, Texas 2
 Oklahoma 3, Baylor 2
 Missouri 5, Texas A&M 3

Friday, May 25

Baylor II, Kansas State 2
 Kansas 5, Texas A&M 3

Saturday, May 26

Oklahoma 7, Baylor 2
 Missouri I2, Kansas 2 (8)

Sunday, May 27

Missouri 8, Oklahoma 7

Total Attendance: 56,867

All-Tournament Team

C Josh Ludy, Baylor
 IB Evan Mistich, Oklahoma
 2B Jack Mayfield, Oklahoma
 SS Eric Garcia, Missouri
 (Most Outstanding Player)
 3B Matt Juengel, Texas A&M
 OF Dane Opel, Missouri
 Blake Brown, Missouri
 Tyler Naquin, Texas A&M
 DH Matt Oberste, Oklahoma
 P Dillon Overton, Oklahoma
 Steven Okert, Oklahoma
 Jeff Emens, Missouri

2013

Oklahoma City

Thursday, May 23

No. 4 Oklahoma 2, No. 5 Baylor 0
 No. 1 Kansas State 4, No. 8 Texas Tech 3
 No. 6 Kansas 6, No. 3 West Virginia 2
 No. 7 TCU 8, No. 2 Oklahoma State 4

Friday, May 24

Oklahoma 8, Texas Tech 0
 Kansas State I3, Baylor 9
 West Virginia IO, TCU 3
 Kansas 5, Oklahoma State 3

Saturday, May 25

Texas Tech 8, Baylor 2
 Oklahoma 7, Kansas State 6 (II)
 West Virginia 6, Oklahoma State 5 (IO)
 Kansas 4, TCU 0

Sunday, May 26

Oklahoma 7, Kansas 2

Total Attendance: 56,859

All-Tournament Team

C Anthony Hermelyn, Oklahoma
 IB Matt Oberste, Oklahoma
 2B Hector Lorenzana, Oklahoma
 SS Kevin Kuntz, Kansas
 3B Garrett Carey, Oklahoma
 OF Michael Suiter, Kansas
 Max White, Oklahoma
 Jacob Rice, West Virginia
 DH Connor McKay, Kansas
 P Jonathan Gray, Oklahoma
 (Most Outstanding Player)
 Jordan Piché, Kansas
 Trevor Seidenberger, TCU

2014

Oklahoma City

Wednesday, May 21

No. 6 West Virginia IO, No. 3 Kansas 9
 No. 2 TCU 8, No. 7 Baylor 5
 No. 1 Oklahoma State I3, No. 8 Oklahoma 4
 No. 5 Texas 8, No. 4 Texas Tech 3

Thursday, May 22

Baylor 4, Kansas 3
 Oklahoma 9, Texas Tech 8
 TCU 6, West Virginia 2
 Texas 3, Oklahoma State 0

Friday, May 23

Baylor 9, West Virginia 4
 Oklahoma State II, Oklahoma 8

Saturday, May 24

TCU 4, Baylor I
 Oklahoma State 3, Texas I
 Oklahoma State 6, Texas 4

Sunday, May 25

TCU 7, Oklahoma State I

Total Attendance: 69,816

All-Tournament Team

C Bryan Case, Oklahoma State
 IB Tanner Krietemeier, Oklahoma State
 2B Garrett Crain, TCU
 SS Donnie Walton, Oklahoma State
 3B Sheldon Neuse, Oklahoma
 OF Craig Aikin, Oklahoma
 Cody Jones, TCU
 Mark Payton, Texas

DH

Jerrick Suiter, TCU
 (Most Outstanding Player)

P

Tyler Alexander, TCU
 Jordan Kipper, TCU
 Preston Morrison, TCU



SEED RECORDS

	1997	1998	1999	2000	2001	2002	2003	2004	2005	2006
No. 1	3-2*	3-2*	2-2	3-1*	4-0 [^]	5-1 [^]	2-2	2-2	5-1 [^]	1-2
No. 2	2-2	1-2	3-1*	5-1 [^]	1-2	3-1*	2-2	1-2	3-1*	0-3
No. 3	1-2	4-1 [^]	0-2	2-2	0-2	1-2	5-1 [^]	0-2	2-2	1-2
No. 4	4-1 [^]	2-2	0-2	1-2	0-2	2-2	1-2	4-0 [^]	2-2	3-1*
No. 5	0-2	0-2	4-0 [^]	2-2	2-2	0-2	4-2*	0-2	0-2	1-2
No. 6	1-2	1-2	1-2	0-2	3-1*	2-2	0-2	2-2	1-2	4-0 [^]
No. 7	--	--	2-2	1-2	2-2	0-2	1-2	3-1*	0-3	2-1
No. 8	--	--	1-2	0-2	1-2	1-2	0-2	1-2	1-2	0-3

	2007	2008	2009	2010	2011	2012	2013	2014	Total
No. 1	2-1	1-2	3-1 [^]	0-2	2-3	2-2	2-1	4-2*	46-29
No. 2	1-2	2-1	1-2	2-1	4-0 [^]	1-2	0-3	4-0 [^]	36-28
No. 3	0-3	1-2	2-2*	1-2	1-2	0-2	2-1	0-2	23-34
No. 4	1-2	1-2	2-1	4-0 [^]	1-2	3-1*	4-0 [^]	0-2	35-26
No. 5	3-1 [^]	3-1 [^]	0-3	1-2	0-2	0-2	0-3	2-2	22-34
No. 6	3-1*	1-2	2-1	3-1*	2-1	4-0 [^]	3-1*	1-2	34-26
No. 7	2-1	2-2*	1-2	0-2	0-2	2-2	1-2	2-2	19-30
No. 8	1-2	2-1	2-1	2-1	4-1*	1-2	1-2	1-2	19-29

[^] - Won Championship * - Appeared in Championship final
 Note: From 1997-98, the Championship included six teams.
 The field expanded to eight teams beginning in 1999.

YEARLY TEAM RECORDS

	1997	1998	1999	2000	2001	2002	2003	2004	2005	2006
BU	0-2	1-2	3-1	3-1	0-2	0-2	4-2	2-2	3-1	1-2
ISU	--	--	--	--	1-2	--	--	--	--	--
KU	--	--	--	--	--	--	0-2	--	0-2	4-0
K-State	--	--	--	--	--	2-2	--	--	--	--
MU	1-2	0-2	2-2	1-2	--	--	1-2	3-1	2-2	2-1
NU	--	--	4-0	5-1	4-0	3-1	2-2	1-2	5-1	3-1
OU	4-1	2-2	1-2	2-2	2-2	2-2	1-2	1-2	0-2	1-2
OSU	2-2	1-2	0-2	0-2	2-2	0-2	0-2	4-0	1-2	0-3
TCU	--	--	--	--	--	--	--	--	--	--
UT	--	--	1-2	1-2	0-2	5-1	5-1	2-2	2-2	2-1
TAMU	1-2	3-2	2-2	0-2	3-1	1-2	2-2	0-2	--	--
TTU	3-2	4-1	0-2	2-2	1-2	1-2	--	0-2	--	--
WVU	--	--	--	--	--	--	--	--	--	--

	2007	2008	2009	2010	2011	2012	2013	2014	Total
BU	3-1	1-2	2-1	3-1	0-2	2-2	0-3	2-2	30-31
ISU	--	--	--	--	--	--	--	--	1-2
KU	--	--	0-3	0-3	--	2-2	3-1	0-2	9-16
K-State	1-2	2-2	2-1	1-2	2-2	1-2	2-1	--	13-14
MU	1-2	1-2	2-2	2-1	4-1	4-0	--	--	26-22
NU	1-2	1-2	--	--	--	--	--	--	29-12
OU	2-1	2-1	1-2	2-1	1-2	3-1	4-0	1-2	32-29
OSU	0-3	2-1	--	--	1-2	0-2	0-3	4-2	17-32
TCU	--	--	--	--	--	--	1-2	4-0	5-2
UT	2-1	3-1	3-1	0-3	2-3	0-2	--	2-2	30-26
TAMU	3-1	1-2	2-1	4-0	4-0	1-2	--	--	27-21
TTU	--	--	1-2	1-2	0-2	--	1-2	0-2	15-28
WVU	--	--	--	--	--	--	2-1	1-2	3-3

YEARLY TEAM SEEDS

	1997	1998	1999	2000	2001	2002	2003	2004	2005
No. 1	TTU*	TAMU*	TAMU	BU*	NU [^]	UT [^]	NU	UT	NU [^]
No. 2	OSU	BU	BU*	NU [^]	TTU	NU*	TAMU	OU	BU*
No. 3	TAMU	TTU [^]	TTU	OU	UT	TTU	UT [^]	TTU	UT
No. 4	OU [^]	OU	OSU	UT	BU	OU	MU	OSU [^]	MU
No. 5	BU	MU	NU [^]	TTU	OSU	OSU	BU*	TAMU	OU
No. 6	MU	OSU	UT	OSU	TAMU*	K-State	OSU	BU	OSU
No. 7	--	--	MU	MU	OU	BU	OU	MU*	KU
No. 8	--	--	OU	TAMU	ISU	TAMU	KU	NU	TTU

	2006	2007	2008	2009	2010	2011	2012	2013	2014
No. 1	UT	UT	TAMU	UT [^]	UT	UT	BU	K-State	OSU*
No. 2	OSU	MU	OSU	OU	OU	TAMU*	TAMU	OSU	TCU [^]
No. 3	OU	OSU	NU	MU*	K-State	OU	UT	WVU	KU
No. 4	NU*	NU	MU	K-State	TAMU [^]	OSU	OU*	OU [^]	TTU
No. 5	BU	TAMU [^]	UT [^]	KU	TTU	BU	OSU	BU	UT
No. 6	KU [^]	BU*	BU	TAMU	BU*	K-State	MU [^]	KU*	WVU
No. 7	MU	OU	K-State*	TTU	KU	TTU	KU	TCU	BU
No. 8	TTU	K-State	OU	BU	MU	MU [^]	K-State	TTU	OU

[^] - Won Championship * - Appeared in Championship final

SERIES RECORDS

School	BU	ISU	KU	K-State	MU	NU	OU	Total
Baylor	---	0-1	4-0	3-4	6-3	3-6	3-3	
Iowa State	1-0	---	---	---	---	0-1	---	
Kansas	0-4	---	---	0-2	1-2	1-1	1-2	
Kansas State	4-3	---	2-0	---	---	1-2	2-2	
Missouri	3-6	---	2-1	---	---	1-3	5-4	
Nebraska	6-3	1-0	1-1	2-1	3-1	---	4-0	
Oklahoma	3-3	---	2-1	2-2	4-5	0-4	---	
Oklahoma State	4-2	1-0	0-2	0-2	2-3	2-4	2-8	
TCU	2-0	---	0-1	---	---	---	---	
Texas	3-4	---	2-1	3-0	1-7	3-2	4-1	
Texas A&M	3-1	---	1-1	3-0	3-2	0-3	5-4	
Texas Tech	2-3	---	---	1-2	2-3	1-3	3-8	
West Virginia	0-1	---	1-1	---	---	---	---	

School	OSU	TCU	UT	TAMU	TTU	WVU	Total
Baylor	2-4	0-2	4-3	1-3	3-2	1-0	30-31
Iowa State	0-1	---	---	---	---	---	1-2
Kansas	2-0	1-0	1-2	1-1	---	1-1	9-15
Kansas State	2-0	---	0-3	0-3	2-1	---	13-14
Missouri	3-2	---	7-1	2-3	3-2	---	26-22
Nebraska	4-2	---	2-3	3-0	3-1	---	29-12
Oklahoma	8-2	---	1-4	4-5	8-3	---	32-29
Oklahoma State	---	0-2	4-5	2-2	0-1	0-1	17-32
TCU	2-0	---	---	---	---	1-1	5-2
Texas	5-4	---	---	5-5	4-2	---	30-26
Texas A&M	2-2	---	5-5	---	5-3	---	27-21
Texas Tech	1-0	---	2-4	3-5	---	---	15-28
West Virginia	1-0	1-1	---	---	---	---	3-3

TEAM

BATTING AVERAGE

Game .523 (23-44), Nebraska vs. Missouri, May 28, 2005
 Championship .390 (69-177), Texas Tech, 1997, 5 games

AT-BATS

Inning 15 Texas vs. Missouri, May 24, 2009
 Texas vs. Kansas State, May 23, 2007
 Texas A&M vs. Oklahoma, May 19, 2001
 Game 53 Oklahoma State vs. Missouri, May 30, 2004 (13)
 Championship 225 Baylor, 2003, 6 games

RUNS

Inning 11 Texas vs. Missouri, May 24, 2009
 Game 21 Oklahoma vs. Oklahoma State, May 27, 2006
 Championship 53 Oklahoma State, 1997, 4 games

HITS

Inning 9 Oklahoma State vs. Iowa State, May 18, 2001
 Game 23 Nebraska vs. Missouri, May 28, 2005
 Championship 71 Baylor, 2003, 6 games
 Oklahoma, 1997, 5 games

DOUBLES

Game 7 Kansas vs. West Virginia, May 21, 2014
 Texas Tech vs. Oklahoma, May 18, 1997
 Oklahoma vs. Missouri, May 17, 1997
 Championship 18 Oklahoma, 1997, 5 games

TRIPLES

Inning 3 Oklahoma vs. Texas Tech, May 18, 1997 (consecutive)
 Game 4 Oklahoma vs. Texas Tech, May 18, 1997
 Championship 8 Oklahoma, 1997, 5 games

HOME RUNS

Inning 3 Oklahoma State vs. Texas A&M, May 16, 1997
 Texas Tech vs. Oklahoma, May 17, 1997
 Game 5 Missouri vs. Nebraska, May 17, 2000
 Oklahoma State vs. Texas A&M, May 16, 1997
 Championship 10 Texas, 2002, 6 games

RBI

Inning 10 Texas vs. Missouri, May 24, 2009
 Game 21 Oklahoma vs. Oklahoma State, May 27, 2006
 Championship 46 Texas, 2003, 6 games

STOLEN BASES

Inning 3 Several Times
 Last: Baylor vs. Oklahoma, May 28, 2004
 Game 7 Baylor vs. Texas Tech, May 20, 2000
 Baylor vs. Texas, May 20, 1999
 Championship 17 Baylor, 1997, 4 games

WALKS

Inning 4 Oklahoma State vs. Oklahoma, May 21, 2014
 Texas A&M vs. Oklahoma, May 22, 2009
 Oklahoma vs. Baylor, May 28, 2004
 Baylor vs. Oklahoma, May 26, 2007
 Game 12 Baylor vs. Oklahoma, May 26, 2007
 Championship 36 Nebraska, 2000, 6 games

MOST STRIKEOUTS BY BATTERS

Game 16 Oklahoma vs. Baylor, May 26, 2007
 Nebraska vs. Texas, May 26, 2004
 Championship 51 Baylor, 2003, 6 games

FIELDING PERCENTAGE

Championship 1.000 Four Times
 Texas, 2011, 5 games; Kansas, 2005, 2 games;
 Missouri, 2007, 3 games; Kansas State, 2009, 3
 games

PUTOUTS

Game 42 Baylor vs. Nebraska, May 24, 2003 (14)
 Championship 172 Baylor, 2003, 6 games

ASSISTS

Game 21 Oklahoma State at Missouri, May 30, 2004
 Championship 78 Texas, 2003, 6 games

ERRORS

Inning 4 Baylor vs. Oklahoma State, May 26, 2005
 Game 9 TCU vs. West Virginia, May 24, 2013
 Championship 11 TCU, 2013, 3 games
 Texas Tech, 1998, 5 games

DOUBLE PLAYS

Game 4 Several Times
 Last: Baylor vs. Kansas, May 29, 2010
 Championship 8 Missouri, 2009, 4 games
 Baylor, 2004, 4 games
 Oklahoma, 1997, 5 games

TRIPLE PLAYS

Championship 1 Kansas vs. Texas, May 21, 2009

HIT BY PITCH

Game 5 Oklahoma vs. Kansas State, May 29, 2010
 Championship 10 Nebraska, 2005, 6 games

GAMES PLAYED

Championship 6 Nebraska, 2002, '05; Texas, 2002;
 Baylor, Texas, 2003

WINS

Championship 5 Nebraska (5-1), 2000, '05
 Texas (5-1), 2002, '03

LOWEST ERA

Championship 1.29 Baylor, 1999, 4 games

HIGHEST ERA

Championship 12.60 Missouri, 1997, 2 games

SAVES

Championship 3 Baylor, 2007, 4 games
 Nebraska, 2006, 4 games

RUNS ALLOWED

Inning 11 Missouri vs. Texas, May 24, 2009
 Game 21 Oklahoma State vs. Oklahoma, May 27, 2006
 Championship 43 Oklahoma, 1997, 5 games

FEWEST EARNED RUNS ALLOWED (MIN. 3 GAMES)

Championship 5 Baylor, 1999, 4 games

HITS ALLOWED

Inning 9 Iowa State vs. Oklahoma State, May 18, 2001
 Game 23 Missouri vs. Nebraska, May 28, 2005
 Championship 66 Oklahoma, 1997, 5 games

FEWEST HITS ALLOWED (MIN. 3 GAMES)

Game 1 Texas vs. Baylor, May 26, 2011
 Nebraska vs. Oklahoma State, May 19, 1999
 Baylor vs. Missouri, May 19, 1999
 Championship 20 TCU, 2013, 3 games
 Oklahoma, 2010, 3 games

**HOME RUNS ALLOWED**

Inning	3	Texas Tech vs. Oklahoma, May 18, 1997 Texas A&M vs. Oklahoma, May 15, 1997
Game	5	Nebraska vs. Missouri, May 17, 2000 Texas A&M vs. Oklahoma State, May 16, 1997
Championship	8	Texas A&M, 1997 (3 games)

STRIKEOUTS

Game	16	Baylor vs. Oklahoma, May 26, 2007 Texas vs. Nebraska, May 26, 2004
Championship	47	Texas, 2002, 6 games

WALKS ALLOWED

Inning	4	Oklahoma vs. Oklahoma State, May 21, 2014 Oklahoma vs. Texas A&M, 2009 Baylor vs. Oklahoma State, 2004
Game	12	Oklahoma vs. Baylor, May 26, 2007
Championship	31	Oklahoma State, 2014, 6 games

FEWEST WALKS ALLOWED (MIN. 3 GAMES)

Championship	3	Missouri, 2006 & 2008, 3 games
--------------	---	--------------------------------

INNINGS PITCHED

Game:	14	Baylor vs. Nebraska, May 24, 2003
Championship:	57.1	Baylor, 2003, 6 games

HIT BATTERS

Game	5	Kansas State vs. Oklahoma, May 29, 2010
Championship	10	Texas, 2003, 6 games

SHUTOUTS

Championship	2	Oklahoma, 2013
--------------	---	----------------

CONSECUTIVE INNINGS PITCHED WITHOUT AN EARNED RUN

Championship	21.0	Oklahoma, 2013
--------------	------	----------------

INDIVIDUAL**BATTING AVERAGE (MIN. 2 AB PER TEAM GAME)**

Championship	.750	Tyler Neslony (6-8), Texas Tech, 2014 Cameron Seitzer (6-8), Oklahoma, 2011 Chance Wheelless (9-12), Texas, 2007 Jeremy Dodson (6-8), Baylor, 1997
--------------	------	---

AT-BATS

Game	7	Several Times Last: Josh Fields, Oklahoma State vs. Missouri, May 30, 2004
Championship	29	Tim Moss, Texas, 2002, 6 games

RUNS

Game	4	Several Times Last: Jordan Danks, Texas vs. Kansas State, May 23, 2007
Championship	9	Several Times Last: Brandon Belt, Texas, 2009

HITS

Game	5	Jacob House, Texas A&M vs. Texas Tech, May 25, 2011; Curtis Ledbetter, Nebraska vs. Missouri, May 28, 2005; Curtis Thigpen, Texas vs. Baylor, May 25, 2003
Championship	14	Dustin Majewski, Texas, 2002, 6 games, 27 ABs

DOUBLES

Game	3	Tucker Tharp, Kansas vs. West Virginia, May 21, 2014 J.T. Wise, Oklahoma vs. Texas A&M, May 22, 2009
Championship	5	Brandon Toro, Texas Tech, 1997, 5 games

TRIPLES

Game	2	Several Times Last: Danny Black, Oklahoma vs. Baylor, May 29, 2010
Championship	2	Several Times Last: Danny Black, Oklahoma/Brooks Pinckard, Baylor, 2010

HOME RUNS

Game	2	Several Times. Twice in 2012
Championship	5	Dan Johnson, Nebraska, 2001

GRAND SLAMS

Inning, Game,	1	Seven Times Last By: Zach Fish, Oklahoma State, May 21, 2014
Championship		

RBI

Inning	4	Several Times Last: Zach Fish, Oklahoma State, May 21, 2014
Game	6	Six Times Last: Zach Fish, Oklahoma State, May 21, 2014
Championship	13	Dan Johnson, Nebraska, 2001, 4 games

STOLEN BASES

Game	3	Several Times Last: Tyler Naquin, Texas A&M vs. Kansas & Nathan Orf, Baylor vs. Kansas State, May 25, 2012
Championship	6	John Cole, Nebraska, 2001, 4 games

SLUGGING PERCENTAGE (MIN. 2 AT-BATS PER GAME)

Championship	1.727	Josh Ludy (19 TB, 11 AB), Baylor, 2012, 4 games
--------------	-------	---

WALKS

Game	4	Twice Donnie Walton, Oklahoma State vs. Kansas, May 24, 2013 & Wade Hinkle, Kansas State vs. Oklahoma State, May 24, 2012
Championship	8	Keith Ginter, Texas Tech, 1997, 5 games

STRIKEOUTS

Game	4	Several Times
Championship	9	Twice Kevin Sevigny, Baylor, 2003, 6 games Aaron Gozart, Nebraska, 2000, 6 games

PAYOUTS

Game	17	Several Times Last: Ryan McBroom, West Virginia vs. TCU, May 22, 2014
Championship	65	Jeff Ontiveros, Texas, 2002, 6 games

ASSISTS

Game	10	Shelby Ford, Oklahoma State vs. Missouri, May 24, 2006
Championship	22	Keith Ginter, Texas Tech, 1998, 5 games

ERRORS

Inning, Game	4	Paul Witt, Baylor vs. Oklahoma State, May 26, 2005
Championship	8	Paul Witt, Baylor, 2005, 4 games

HIT BY PITCH

Game	3	Gregg Alcazar, Texas A&M, May 29, 2010
Championship	4	Three times Cody Reine, Oklahoma, 2012, 3 games Josh Ludy, Baylor, 2012, 3 games Jeff Ontiveros, Texas, 2002, 6 games

LONGEST HITTING STREAK (CAREER)

Championship	12	Dustin Majewski, Texas, 2002-03
--------------	----	---------------------------------

WINS

Championship 2 Several Times
Last: Steven Okert, Oklahoma, 2012, 3 games

LOSSES

Championship 2 Mitch Walter, Kansas State, 2002
Chase Bayuk, Kansas State, 2007

LOWEST ERA (MIN. 5 IP)

Championship 0.00 Several Times
Last: Three times, 2014

SAVES

Championship 3 Nick Cassavechia, Baylor, 2007
Brent Jensen, Nebraska, 2006

APPEARANCES

Championship 4 Several Times
Last: Alex Hackerott, Oklahoma State, 2014

STRIKEOUTS

Game 13 Kendal Volz, Baylor vs. Oklahoma, May 26, 2007
Championship 15 Dillon Overton, Oklahoma, 2012, 11.2 innings,
2 games

INNINGS PITCHED

Game 10.0 D.J. Jones, Texas vs. Missouri, May 21, 1999
Championship 15.2 Brian Duensing, Nebraska, 2005, 2 games

HIT BATTERS

Game 3 Three times
Jonathan Gray, Oklahoma vs. Baylor,
May 26, 2012
Shawn Tolleson, Baylor vs. Nebraska,
May 21, 2008
Steve Gooch, Texas Tech vs. Kansas State,
May 22, 2002
Championship 3 Several Times
Last: Jonathan Gray, Oklahoma, May 26, 2012

COMPLETE GAMES

Championship 1 38 times
Last: Twice, 2014

INNINGS PITCHED WITHOUT AN EARNED RUN

Championship 14.2 Jason Jennings, Baylor, 1999

CONSECUTIVE INNINGS PITCHED WITHOUT AN EARNED RUN

Championship 18.2 Ryan LaMotta, Baylor, 2003-05, 5 games

SUPERLATIVES

LONGEST WINNING STREAKS

12, Nebraska, May 18, 2000-May 25, 2002
11, Texas A&M, May 22, 2009- May 23, 2012

LONGEST LOSING STREAKS

9, Oklahoma State, May 26, 2005-May 23, 2008
7, Oklahoma State, May 26, 2011-May 25, 2013
7, Kansas, May 20, 2009-May 23, 2012
6, Texas Tech, May 26, 2005-May 20, 2009

SHUTOUTS (13)

Texas vs. Oklahoma State, 3-0, May 22, 2014
Kansas vs. TCU, 4-0, May 25, 2013
Oklahoma vs. Texas Tech, 8-0, May 24, 2013
Oklahoma vs. Baylor, 2-0, May 23, 2013
Missouri vs. Texas, 5-0, May 23, 2012
Oklahoma vs. Oklahoma State, 1-0, May 23, 2012
Texas vs. Texas Tech, 4-0, May 24, 2006

Missouri vs. Oklahoma, 11-0, May 26, 2006 (7)
Texas vs. Kansas, 9-0, May 26, 2005
Nebraska vs. Baylor, 1-0, May 29, 2005*
Baylor vs. Missouri, 11-0, May 21, 2003
Nebraska vs. Oklahoma State, 5-0, May 19, 1999
Baylor vs. Missouri, 2-0, May 19, 1999

ONE-HITTERS (3)

Texas vs. Baylor, May 26, 2011
Nebraska vs. Oklahoma State, May 19, 1999
Baylor vs. Missouri, May 19, 1999

COMPLETE GAMES (38)

Tyler Alexander, TCU, May 25, 2014 vs. OSU*
Preston Morrison, TCU, May 22, 2014 vs. WVU
Trey Masek, Texas Tech, May 23, 2013 vs. K-STATE
Jonathan Gray, Oklahoma, May 23, 2013 vs. BU
Dillon Newman, Baylor, May 23, 2013 vs. OU
Thomas Taylor, Kansas, May 25, 2012 vs. TAMU
Ross Stripling, Texas A&M, May 25, 2012 vs. KU
Josh Turley, Baylor, May 23, 2012, vs. K-STATE (7)
Andrew Heaney, Oklahoma State, May 23, 2012 vs. OU
Taylor Jungmann, Texas, May 26, 2011 vs. BU
Nick Tepesch, Missouri, May 26, 2010 vs. UT
Chance Ruffin, Texas, May 21, 2009 vs. KU
Andrew Doyle, Oklahoma, May 21, 2008 vs. TAMU
Max Scherzer, Missouri, May 26, 2006 vs. OU (7)
Randy Boone, Texas, May 26, 2005 vs. KU
Johnny Dorn, Nebraska, May 27, 2005 vs. TTU
Tanner McElroy, Texas Tech, May 27, 2005 vs. NU
Thomas Cowley, Oklahoma State, May 26, 2004 vs. TAMU
Danny Hill, Missouri, May 27, 2004 vs. BU (7)
Spencer Grogan, Oklahoma State, May 28, 2004 vs. NU
Steven White, Baylor, May 21, 2003 vs. MU (7)
J.P. Howell, Texas, May 22, 2003 vs. TAMU
Sam LeCure, Texas, May 24, 2003 vs. TAMU
Kyle Parcus, Texas A&M, May 22, 2002 vs. UT
Brandon Roberson, Texas Tech, May 16, 2001 vs. OU
Mark Roberts, Oklahoma, May 18, 2001 vs. TTU
Nick McCurdy, Oklahoma State, May 18, 2001 vs. ISU
Kevin Tracey, Texas Tech, May 18, 2000 vs. TAMU
Beau Hale, Texas, May 18, 2000 vs. BU
Kyle Evans, Baylor, May 18, 2000 vs. UT
Scott Fries, Nebraska, May 19, 2000 vs. OU
Chad Wiles, Nebraska, May 19, 1999 vs. OSU
Justin Stine, Missouri, May 19, 1999 vs. BU
Jason Jennings, Baylor, May 19, 1999 vs. MU
Casey Fossum, Texas A&M, May 20, 1999 vs. OSU
Chad Hawkins, Baylor, May 22, 1999 vs. MU
Jason Gooding, Texas Tech, May 15, 1997 vs. MU
Blank, Texas A&M, May 15, 1997 vs. OU

5-HIT GAMES (3)

Jacob House, Texas A&M, May 25, 2011 vs. TTU
Curtis Ledbetter, Nebraska, May 28, 2005 vs. MU
Curtis Thigpen, Texas, May 25, 2003 vs. BU*

5-RBI GAMES (18)

Tim Proudfoot, Texas Tech, May 25, 2013 vs. BU
Dane Opel, Missouri, May 26, 2012 vs. KU
Zach Johnson, Oklahoma State, May 26, 2011 vs. MU
Brett Parsons, Texas A&M, May 22, 2009 vs. OU
Jacob Priday, Missouri, May 26, 2007 vs. OSU
Rebel Riding, Oklahoma State, May 27, 2006 vs. OU
J.C. Field, Missouri, May 26, 2006 vs. OU
Cody Ehlers, Missouri, May 27, 2004 vs. BU
James Boone, Missouri, May 20, 2004 vs. OSU
Dustin Majewski, Texas, May 24, 2003 vs. TAMU
Rusty McNamara, Oklahoma State, May 16 1997 vs. TAMU
Jason Landreth, Texas Tech, May 15 1997 vs. MU

**6-RBI GAME (6)**

Zach Fish, Oklahoma State, May 21, 2014 vs. OU
 Josh Ludy, Baylor, May 23, 2012 vs. K-STATE
 Rebel Riding, Oklahoma State, May 23, 2008 vs. BU
 Andy Gerch, Nebraska, May 28, 2005 vs. MU
 Jake Bollig, Oklahoma State, May 18, 2001 vs. ISU
 R. Hubele, Texas, May 17, 2000 vs. TTU

MULTI-HOME RUN GAMES (19)

Matt Oberste, Oklahoma, May 26, 2012, vs. BU
 Josh Ludy, Baylor, May 23, 2012, vs. K-STATE
 Garrett Buechele, Oklahoma, May 29, 2010, vs. K-STATE
 Matt Juengel, Texas A&M, May 29, 2010, vs. UT
 Barrett Barnes, Texas Tech, May 27, 2010, vs. UT
 Logan Vick, Baylor, May 26, 2010, vs. K-STATE
 Rebel Riding, Oklahoma State, May 23, 2008, vs. BU
 Beamer Weems, Baylor, May 25, 2006, vs. UT
 Erik Morrison, Kansas, May 26, 2006, vs. OSU
 Jacob Friday, Missouri, May 28, 2005, vs. NU
 Casey Spanish, Kansas, May 21, 2003, vs. NU
 Seth Johnston, Texas, May 22, 2003, vs. TAMU
 Dustin Majewski, Texas, May 24, 2003, vs. TAMU
 Greg Dobbs, Oklahoma, May 16, 2001, vs. TTU
 Dan Johnson, Nebraska, May 19, 2001, vs. OSU
 Dan Johnson, Nebraska, May 20, 2001, vs. TAMU*
 Landon Brandes, Missouri, May 17, 2000, vs. NU
 Ryan Shackelford, Oklahoma, May 18, 1997 vs. OSU*
 Rusty McNamara, Oklahoma State, May 16, 1997 vs. TAMU

GRAND SLAMS (7)

Zach Fish, Oklahoma State, May 21, 2014 vs. OU
 Cameron Rupp, Oklahoma, May 24, 2009 vs. MU*
 Rebel Riding, Oklahoma State, May 23, 2008 vs. BU
 Drew Sutton, Baylor, May 28, 2004 vs. OU
 Craig Stinson, Texas A&M, May 24, 2007 vs. UT
 Adam Shabala, Nebraska, May 17, 2000 vs. MU
 Jace Brewer, Baylor, May 20, 1999 vs. UT

BACK-TO-BACK HOME RUNS (1)

Ryan McBroom & Brady Wilson, West Virginia, May 25, 2013 vs. OSU (6th inning)

EXTRA INNING GAMES (14; 5 Championship Games)

Oklahoma 7, Kansas State 6 (11), May 25, 2013
 West Virginia 6, Oklahoma State 5 (10), May 25, 2013
 Texas A&M 10, Missouri 9 (10), May 29, 2011*
 Texas A&M 9, Kansas State 8 (11), May 28, 2011
 Texas A&M 5, Baylor 3 (10), May 30, 2010*
 Missouri 3, Texas 2 (10), May 21, 2008
 Baylor 2, Kansas 1 (10), May 25, 2005
 Oklahoma State 10, Missouri 9 (13), May 30, 2004*
 Texas 10, Baylor 8 (10), May 25, 2003*
 Baylor 7, Nebraska 5 (14), May 24, 2003
 Missouri 4, Kansas 3 (11), May 22, 2003
 Texas 9, Nebraska 6 (10), May 25, 2002*
 Missouri 5, Texas 4 (11), May 21, 1999
 Missouri 8, Texas Tech 12, May 20, 1999

LARGEST MARGIN OF VICTORY

Non-Championship Game

15 - Oklahoma 21, Oklahoma State 6, May 27, 2006

Championship Game

8 - Nebraska 11, Baylor 3, May 21, 2000

*Championship Game

CHAMPIONSHIP SITE HISTORY

YEAR	VENUE	LOCATION
2014	Chickasaw Bricktown Ballpark	Oklahoma City
2013	Chickasaw Bricktown Ballpark	Oklahoma City
2012	Chickasaw Bricktown Ballpark	Oklahoma City
2011	AT&T Bricktown Ballpark	Oklahoma City
2010	AT&T Bricktown Ballpark	Oklahoma City
2009	AT&T Bricktown Ballpark	Oklahoma City
2008	AT&T Bricktown Ballpark	Oklahoma City
2007	AT&T Bricktown Ballpark	Oklahoma City
2006	AT&T Bricktown Ballpark	Oklahoma City
2005	AT&T Bricktown Ballpark	Oklahoma City
2004	Ameritrust Field in Arlington	Arlington, Texas
2003	AT&T Bricktown Ballpark	Oklahoma City
2002	Ameritrust Field in Arlington	Arlington, Texas
2001	AT&T Bricktown Ballpark	Oklahoma City
2000	AT&T Bricktown Ballpark	Oklahoma City
1999	AT&T Bricktown Ballpark	Oklahoma City
1998	AT&T Bricktown Ballpark	Oklahoma City
1997	All Sports Stadium	Oklahoma City

CHAMPIONSHIP ATTENDANCE

YEAR	GAMES/SESSION	ATTENDANCE	AVERAGE	CHAMP GAME
2014	14	69,816	4,987	7,686
2013	13	56,859	4,373	5,967
2012	13	56,867	4,374	6,343
2011	14	59,069	4,219	4,416
2010	12	68,275	5,689	5,277
2009	13	72,511	5,577	5,316
2008	13	81,331	6,256	5,876
2007	13	85,016	6,539	5,713
2006	13	72,532	5,579	5,282
2005	14	74,439	5,317	5,862
2004	13	125,628	9,663	9,751
2003	15	86,629	5,775	5,260
2002	14	150,196	10,728	13,327
2001	13	105,053	8,081	7,103
2000	14	126,482	9,034	5,200
1999	13	129,334	9,948	10,252
1998	11	113,108	10,282	8,864
1997	11	56,742	5,158	5,400

PLAYER OF THE YEAR

1997	Joe Dillon, Texas Tech, Sr., IB
1998	Jason Jennings, Baylor, So., P Jason Tyner, Texas A&M, Jr., OF
1999	Jason Jennings, Baylor, Jr., P/DH
2000	Shane Komine, Nebraska, So., P
2001	Kelly Shoppach, Baylor, So., C
2002	Jed Morris, Nebraska, Jr., C
2003	Matt Hopper, Nebraska, Sr., INF
2004	Alex Gordon, Nebraska, So., 3B
2005	Alex Gordon, Nebraska, Jr., 3B
2006	Tyler Mach, Oklahoma State, Jr., 3B Drew Stubbs, Texas, Jr., OF
2007	Kyle Russell, Texas, So., OF
2008	Jose Duran, Texas A&M, Jr., SS
2009	J.T. Wise, Oklahoma, Sr., C
2010	Nick Martini, Kansas State, So., OF Aaron Senne, Missouri, Sr., INF
2011	Tyler Naquin, Texas A&M, So., OF
2012	Josh Ludy, Baylor, Sr., C
2013	Ross Kivett, Kansas State, Jr., INF
2014	Zach Fish, Oklahoma State, Jr., OF

PITCHER OF THE YEAR

2001	Shane Komine, Nebraska, Jr.
2002	Justin Simmons, Texas, So.
2003	Aaron Marsden, Nebraska, Jr.
2004	J.P. Howell, Texas, Jr.
2005	Max Scherzer, Missouri, So.
2006	Kyle McCulloch, Texas, Jr.
2007	Adrian Alaniz, Texas, Jr.
2008	Aaron Crow, Missouri, Jr.
2009	A.J. Morris, Kansas State, Jr.
2010	Cole Green, Texas, Jr.
2011	Taylor Jungmann, Texas, Jr.
2012	Andrew Heaney, Oklahoma State, Jr.
2013	Harrison Musgrave, West Virginia, So.
2014	Preston Morrison, TCU, Jr.

FRESHMAN OF THE YEAR

1997	Josh Bard, Texas Tech, C
1998	Matt Smith, Oklahoma State, P
1999	Shane Komine, Nebraska, P
2003	Taylor Teagarden, Texas, C
2006	Roger Kieschnick, Texas Tech, OF
2007	Trevor Coleman, Missouri, C
2008	Chance Ruffin, Texas, RHP
2009	Garrett Buechele, Oklahoma, INF
2010	Barrett Barnes, Texas Tech, INF
2011	Erich Weiss, Texas, 3B
2012	Parker French, Texas, RHP
2013	Jake Matthys, Kansas State, RHP
2014	Sheldon Neuse, Oklahoma, INF

FRESHMAN PLAYER OF THE YEAR

2000	Matt Hopper, Nebraska, INF
2001	Omar Quintanilla, Texas, SS
2002	J.D. Reininger, Texas, DH/3B
2004	Drew Stubbs, Texas, OF
2005	Corey Brown, Oklahoma State, OF

FRESHMAN PITCHER OF THE YEAR

2000	Zane Carlson, Baylor
2001	Joe Weaver, Oklahoma State Justin Simmons, Texas
2002	Huston Street, Texas
2004	Jason Meyer, Texas A&M
2005	Johnny Dorn, Nebraska

NEWCOMER OF THE YEAR

1997	Keith Ginter, Texas Tech, Jr., 2B
1998	Craig Kuzmic, Texas A&M, Jr., INF
1999	Jody Harris, Missouri, Jr., P
2002	Aaron Marsden, Nebraska, Jr., P
2003	Scott Beerer, Texas A&M, Jr., P
2004	Ole Sheldon, Oklahoma, Jr., IB
2005	Joba Chamberlain, Nebraska, So., P
2006	Tyler Mach, Oklahoma State, Jr., 3B
2007	Brandon Hicks, Texas A&M, Jr., INF David Newmann, Texas A&M, Jr., LHP
2008	Jose Duran, Texas A&M, Jr., SS
2009	David Narodowski, Kansas, Jr., SS
2010	John Stilson, Texas A&M, So., RHP
2011	Zach Johnson, Oklahoma State, Jr., INF
2012	Nathan Orf, Baylor, Jr., DH/OF
2013	Jordan Piché, Kansas, Jr., RHP
2014	Adam Kirsch, Texas Tech, Sr., DH

NEWCOMER PLAYER OF THE YEAR

2000	Dan Johnson, Nebraska, Jr., IB
2001	Greg Dobbs, Oklahoma, Jr., UTL

NEWCOMER PITCHER OF THE YEAR

2000	Charlie Thames, Texas, Jr.
2001	Gerrit Simpson, Texas, Jr.

COACH OF THE YEAR

1997	Larry Hays, Texas Tech
1998	Mark Johnson, Texas A&M
1999	Mark Johnson, Texas A&M
2000	Steve Smith, Baylor
2001	Dave Van Horn, Nebraska
2002	Augie Garrido, Texas
2003	Mike Anderson, Nebraska
2004	Augie Garrido, Texas
2005	Mike Anderson, Nebraska
2006	Augie Garrido, Texas
2007	Tim Jamieson, Missouri Augie Garrido, Texas
2008	Rob Childress, Texas A&M
2009	Brad Hill, Kansas State
2010	Augie Garrido, Texas
2011	Augie Garrido, Texas Rob Childress, Texas A&M
2012	Steve Smith, Baylor
2013	Brad Hill, Kansas State
2014	Josh Holliday, Oklahoma State

SCHOLAR-ATHLETE OF THE YEAR

2013	Jared King, K-State Jantzen Witte, TCU
2014	Doug Ashby, Baylor

SPECIAL RECOGNITION AWARD

2001	Lyle Smith, Iowa State
------	------------------------

TWO-TIME PLAYER OF THE YEAR SELECTIONS

Alex Gordon, Nebraska, INF, 2005-04
Jason Jennings, Baylor, SP/UTL, 1999-98

THREE-TIME ALL-BIG 12 FIRST TEAM SELECTIONS (6)

Jason Jennings, Baylor, SP/UTL/RP, 1999-98-97
Casey Bookout, Oklahoma, DH, 1999-98-97
Matt Hopper, Nebraska, INF/DH, 2003-01-00
Huston Street, Texas, RP, 2004-03-02
Drew Stubbs, Texas, OF, 2006-05-04
Jacob Priday, Missouri, DH, 2008-07-06

TWO-TIME ALL-BIG 12 FIRST TEAM SELECTIONS (42)

Shane Wright, Texas Tech, SP, 1998-97
Ryan Rupe, Texas A&M, SP, 1998-97
Keith Ginter, Texas Tech, INF, 1998-97
Jason Tyner, Texas A&M, OF, 1998-97
Geoff Geary, Oklahoma, SP/RP, 1998-97
Casey Fossum, Texas A&M, SP, 1999-98
Jon Topolski, Baylor, OF, 1999-98
Josh Bard, Texas Tech, C, 1999-98
Josh Holliday, Oklahoma State, INF/C, 1999-98
Brandon Roberson, Texas Tech, SP/RP, 2001-1999
Shane Komine, Nebraska, SP, 2001-00
Dan Johnson, Nebraska, INF, 2001-00
Pat Maloney, Kansas State, OF, 2002-01
Aaron Marsden, Nebraska, SP, 2003-02
Chris Durbin, Baylor, OF, 2003-01
Omar Quintanilla, Texas, INF, 2003-01
J.P. Howell, Texas, SP, 2004-03
Jason Jaramillo, Oklahoma State, C, 2004-03
Alex Gordon, Nebraska, INF, 2005-04
J. Brent Cox, Texas, RP, 2005-04
Cameron Blair, Texas Tech, INF, 2005-04
Kyle McCulloch, Texas, SP, 2006-05
Corey Brown, Oklahoma State, OF, 2007-05
Tyler Mach, Oklahoma State, INF, 2007-06
Chance Wheelless, Texas, INF, 2007-06
Johnny Dorn, Nebraska, SP, 2008-05
Jordy Mercer, Oklahoma State, UTL, 2008-06
Aaron Crow, Missouri, SP, 2008-07
Aaron Senne, Missouri, INF/OF, 2010-08
Garrett Buechele, Oklahoma, INF, 2011-10
Brooks Pinckard, Baylor, UTL, 2011-10
Max Muncy, Baylor, INF, 2012-11
Corey Knebel, Texas, RP, 2012-11
Erich Weiss, Texas, INF, 2012-11
Tyler Naquin, Texas A&M, OF, 2012-11
Ross Stripling, Texas A&M, SP, 2012-11
Barrett Barnes, Texas Tech, OF, 2012-11
Nathan Orf, Baylor, DH, 2013-12
Zach Fish, Oklahoma State, OF, 2014-13
Vince Wheeland, Oklahoma State, RHP, 2014-13
Preston Morrison, TCU, RHP, 2014-13
Mark Payton, Texas, OF, 2014-13

FRESHMEN ALL-BIG 12 FIRST TEAM SELECTIONS (19)

Jason Jennings, Baylor, RP - 1997
Matt Hopper, Nebraska, DH - 2000
Zane Carlson, Baylor, RP - 2000
Omar Quintanilla, Texas, INF - 2001
Joe Weaver, Oklahoma, RP - 2001
Huston Street, Texas, RP - 2002
Carson Kainer, Texas, OF - 2004
Drew Stubbs, Texas, OF - 2004
Jason Meyer, Texas A&M, SP - 2004
Johnny Dorn, Nebraska, SP - 2005
Corey Brown, Oklahoma State, OF - 2005
Jordy Mercer, Oklahoma State, UTL - 2006
Roger Kieschnick, Texas Tech, OF - 2006
Corey Knebel, Texas, RP - 2011
Erich Weiss, Texas, INF - 2011
Krey Bratsen, Texas A&M, OF - 2011
David Paiz, Texas Tech, UTL - 2011
Jake Matthys, Kansas State, RHP - 2013
Sheldon Neuse, Oklahoma, INF - 2014

A Pitcher of the Year award was not established until 2001. A Newcomer Pitcher of the Year was named in 2000 and 2001 and is included with overall Newcomer of the Year totals.

**1997****FIRST TEAM**

IB Joe Dillon, TTU, Sr.
 2B Keith Ginter, TTU, Jr.
 SS Heath Schesser, K-STATE, Jr.
 3B Rusty McNamara, OSU, Sr.
 C Javier Flores, OU, Sr.
 OF Francis Collins, NU, Jr.
 Jeff Guiel, OSU, Sr.
 Jason Tyner, TAMU, So.
 DH Casey Bookout, OU, So.
 UT Todd Sears, NU, Jr.
 SP Kris Lambert, BU, Sr.
 Scott Williamson, OSU, Jr.
 Ryan Rupe, TAMU, Jr.
 Jason Gooding, TTU, Jr.
 Shane Wright, TTU, So.
 RP Jason Jennings, BU, Fr.
 Geoff Geary, OU, Jr.

SECOND TEAM

IB Jason Bichelmeyer, K-STATE, Sr.
 Tony Lucca, OSU, Jr.
 2B Billy Gasparino, OSU, So.
 SS Joe DeMarco, KU, Sr.
 3B Jason Stephens, TAMU, Sr.
 C Josh Bard, TTU, Fr.
 OF Jon Topolski, BU, So.
 Mark Cridland, UT, Jr.
 Brett Loeffler, UT, So.
 Johnny Hunter, TAMU, Sr.
 DH Scott Poepard, K-STATE, Sr.
 UT Kip Harkrider, UT, Jr.
 Josh Holliday, OSU, So.
 SP Eric Yanz, KSU, Sr.
 Jon Adkins, OSU, So.
 Monty Ward, TTU
 Jeff Andra, OU, Jr.
 RP Brett Bergman, BU, Jr.
 Josh Wingerd, KU, Sr.
 David Johnson, K-STATE, Jr.

HONORABLE MENTION

Baylor: James Blair, OF; Jeremy Dodson, OF;
 Eric Nelson, 2B
Iowa State: Aaron Runk, OF; Guye Senjem, C;
 Bill Uelmen, 3B
Kansas: Justin Headley, OF; Aaron Wilmes, DH
Missouri: Ryan Fry, OF; Griffin Moore, SS; Matt
 Nivens, OF
Nebraska: Steve Fish, P
Oklahoma: Brian Shackelford, UT;
 Derek Wathan, SS
Oklahoma State: Marques Davis, P
Texas Tech: Brad Ralston, P; Brandon Toro, OF

Player of the Year: Joe Dillon, TTU
Newcomer of the Year: Keith Ginter, TTU
Freshman of the Year: Josh Bard, TTU
Coach of the Year: Larry Hays, TTU

1998**FIRST TEAM**

IB Charley Carter, BU, Sr.
 IF Keith Ginter, TTU, Sr.
 Corey Hart, OU, Sr.
 Griffin Moore, MU, Sr.
 Derek Wathan, OU, Jr.
 Craig Kuzmic, TAMU, Jr.

C Josh Bard, TTU, So.
 Josh Holliday, OSU, Jr.
 OF Ryan Fry, MU, Sr.
 Willy Hill, OU, Sr.
 Jason Tyner, TAMU, Jr.
 Jon Topolski, BU, Jr.
 DH Casey Bookout, OU, Jr.
 UT Jason Jennings, BU, So.
 SP Kip Wells, BU, Jr.
 Ryan Rupe, TAMU, Sr.
 Casey Fossum, TAMU, So.
 Geoff Geary, OU, Sr.
 Shane Wright, TTU, Jr.
 RP Danny Prata, OSU, Jr.
 Chris George, MU, Jr.

SECOND TEAM

IB John Scheschuk, TAMU, Jr.
 IF Kevin Jordan, TTU, Jr.
 Billy Gasparino, OSU, Jr.
 Jose Montenegro, OU, Sr.
 Bill Uelmen, ISU, Sr.
 Jason Huth, TTU, Jr.
 C Scott Sandusky, TAMU, Sr.
 OF Mark Cridland, UT, Sr.
 Clint Wyrick, KU, Sr.
 Ryan Ruiz, TTU, Jr.
 James Blair, BU, Jr.
 Aaron Runk, ISU, So.
 DH Tony Lucca, OSU, Sr.
 SP Justin Stine, MU, Jr.
 Jon Adkins, OSU, Jr.
 Matt Smith, OSU, Fr.
 Kevin Olsen, OU, Sr.
 RP Eric French, TAMU, Sr.
 Andy Silva, KSU, Jr.

HONORABLE MENTION

Baylor: Jeremy Dodson, OF; Eric Nelson, 2B
Iowa State: Steve Larkin, RP; Shawn Leimbek, IB
Kansas: Josh Dimmick, C
Kansas State: Yancy Ayres, C; Josh Marn, 3B;
 Eric Sommerhauser, OF
Missouri: Jake Epstein, DH; Brian Schmidt, SS
Nebraska: Matthew Schuldt, P
Oklahoma: Richard Park, DH
Oklahoma State: Thom Dreier, P; Marc Fournier,
 OF; Kevin Lucas, SS
Texas: Scott Dunn, P
Texas Tech: Monty Ward, P

Players of the Year: Jason Jennings, BU;
 Jason Tyner, TAMU
Newcomer of the Year: Craig Kuzmic, TAMU
Freshman of the Year: Matt Smith, OSU
Coach of the Year: Mark Johnson, TAMU

1999**FIRST TEAM**

IB Ken Harvey, NU, Jr.
 2B Eric Nelson, BU, Sr.
 SS Jason Moore, UT, So.
 3B Josh Holliday, OSU, Sr.
 UT Billy Gasparino, OSU, Sr.
 C Josh Bard, TTU, Jr.
 OF Lamont Matthews, OSU, Jr.
 Daylan Holt, TAMU, So.
 Kasey Weishaar, K-STATE, So.
 Jon Topolski, BU, Sr.
 DH Casey Bookout, OU, Sr.

SP Casey Fossum, TAMU, Jr.
 Jason Jennings, BU, Jr.
 Matt Smith, OSU, So.
 Jody Harris, MU, Jr.
 RP Brandon Roberson, TTU, Jr.
 Chris Russ, TAMU, So.

SECOND TEAM

IB John Scheschuk, TAMU, Sr.
 2B Kevin Lucas, OSU, Sr.
 SS Zach Lekse, OU, Jr.
 3B Aaron Wilson, MU, Sr.
 UT Steve Scarborough, TAMU, Jr.
 C Shawn Schumacher, TAMU, Sr.
 OF Aaron Runk, ISU, Jr.
 Ryan Ruiz, TTU, Sr.
 Bobby Walters, OU, Sr.
 Steven Truitt, TAMU, Jr.
 DH Richard Park, OU, Jr.
 SP Shane Wright, TTU, Sr.
 Chance Caple, TAMU, Jr.
 Justin Stine, MU, Sr.
 Jared Hoerman, OU, Sr.
 RP Tim Johnson, KSU, Sr.
 Jeff Bajenaru, OU, Jr.

HONORABLE MENTION

Baylor: Chad Hawkins, SP; Matt Williams, IB
Iowa State: Mack Paciorek, SS
Kansas: John Nelson, SS
Kansas State: Chad Tabor, 2B
Missouri: Chris George, 2B; Ryan Stegall, SS; J.R.
 Warner, OF; Jon Williams, C; Jeff Hedman, DH
Nebraska: Shane Komine, P; Jamal Strong, OF
Oklahoma State: Thom Dreier, P; Jeremy Krismer,
 P; Jay McCullough, IB; Rusty Rushing, RP
Texas: Sam Anderson, C; Scott Dunn, P; Tommy
 Nicholson, 2B; Phil Seibel, RP
Texas Tech: Jason Huth, 3B; Lance Woodcock,
 SS

Player of the Year: Jason Jennings, BU
Newcomer of the Year: Jody Harris, MU
Freshman of the Year: Shane Komine, NU
Coach of the Year: Mark Johnson, TAMU

2000**FIRST TEAM**

IB Dan Johnson, NU, Jr.
 2B Tommy Nicholson, UT, Jr.
 SS Ryan Stegall, MU, So.
 3B Jason Bartlett, OU, Jr.
 UT Todd West, UT, Jr.
 C Justin Cowan, NU, Jr.
 OF Aaron Runk, ISU, Sr.
 Carlos Gautreaux, OSU, Sr.
 Ben Emond, UT, Sr.
 Jeff Bajenaru, OU, Sr.
 DH Matt Hopper, NU, Fr.
 SP Chad Hawkins, BU, Jr.
 Kyle Evans, BU, Jr.
 Shane Komine, NU, So.
 Beau Hale, UT, Jr.
 RP Zane Carlson, BU, Fr.
 Charlie Thames, UT, Jr.

SECOND TEAM

IB Mark English, K-STATE, Jr.
 Rick Park, OU, Sr.
 2B Preston Underdown, BU, Sr.

SS Tommy Whiteman, OU, So.
 3B Ryan Klocksien, KU, So.
 UT Jace Brewer, BU, So.
 C Kelly Shoppach, BU, So.
 OF Jaime Bubela, BU, Jr.
 Adam Stern, NU, So.
 Marco Cunningham, TTU, Sr.
 Jason Rainey, TTU, Jr.
 DH Chaz Eiguren, TTU, Sr.
 SP Austin Mix, OU, Fr.
 Matt Smith, OSU, Jr.
 Josh Merrigan, OSU, Jr.
 D.J. Jones, UT, Sr.
 RP Jeff Bajenaru, OU, Sr.

HONORABLE MENTION

Iowa State: Jade O'Brien, DH; Ryan Wickham, C
Kansas: John Nelson, SS; Rusty Philbrick, P; Pete Smart, P
Missouri: Landon Brandes, 3B
Nebraska: Will Bolt, 2B; Jamie Rodrigue, P
Oklahoma: Zach Lekse, 2B
Oklahoma State: Nebassett Brown, SS; Ryan Budde, C
Texas: IB Jeff Ontiveros, UT
Texas A&M: Daylan Holt, OF
Texas Tech: Kevin Tracey, P

Player of the Year: Shane Komine, NU

Newcomer Player of the Year:

Dan Johnson, NU

Newcomer Pitcher of the Year:

Charlie Thames, UT

Freshman Player of the Year: Matt Hopper, NU

Freshman Pitcher of the Year: Zane Carlson, BU

Coach of the Year: Steve Smith, BU

2001

FIRST TEAM

IB Dan Johnson, NU, Sr.
 2B Nebassett Brown, OSU, Jr.
 SS Omar Quintanilla, UT, Fr.
 3B Nick Blankenship, TTU, Jr.
 UT Austin Cranford, TTU, Jr.
 C Kelly Shoppach, BU, Jr.
 OF Chris Durbin, BU, So.
 Greg Dobbs, OU, Jr.
 Pat Maloney, K-STATE, So.
 John Cole, NU, Jr.
 DH Matt Hopper, NU, So.
 SP Shane Komine, NU, Jr.
 Steven White, BU, So.
 Brandon Roberson, TTU, Sr.
 Gerrit Simpson, UT, Jr.
 RP Thom Ott, NU, Jr.
 Joe Weaver, OU, Fr.

SECOND TEAM

IB Joe Urban, ISU, Sr.
 2B J.D. Loudabarger, K-STATE, Sr.
 SS Gera Alvarez, TTU, Jr.
 John Nelson, KU, Sr.
 3B Ryan Klocksien, KU, Jr.
 UT Ryan Hubele, UT, So.
 C Jed Morris, NU, So.
 OF Jeff Leise, NU, So.
 Luke Scott, OSU, Sr.
 Matt Rosenberg, UT, Jr.
 Kerry Hodges, TTU, Jr.
 DH Matt Williams, BU, Sr.

SP Chris Phillips, TTU, Jr.
 Alan Bomer, ISU, So.
 Justin Simmons, UT, Fr.
 Justin Taylor, BU, Jr.
 Pete Smart, KU, Sr.
 Josh Merrigan, OSU, Sr.
 RP Chris Russ, TAMU, Sr.

HONORABLE MENTION

Baylor: Trevor Mote, 2B; Paul Thorp, P-INF
Iowa State: Rob Conway, 3B; Lincoln Mincks, P; T.J. Bohn, OF; Alex Donnelly, P
Kansas: Doug Dreher, OF; Jesse Gremminger, OF; Brent Del Chiaro, C
Kansas State: Kelvin Day, P; Omar Castillo, SS; Josh Cavender, UT; Luke Robertson, P; Scott Tallman, RP; Kasey Weishaar, OF
Missouri: Ryan Stegall, SS-P; Jayce Tingler, OF; Mick Weiss, IB; Jon Williams, C-3B
Nebraska: Jeff Blevins, 3B; Adam Stern, OF
Oklahoma: Rocky Cherry, P; Sergio Garcia, SS; Jason Bartlett, 3B; Jerome Godsey, OF
Oklahoma State: Jose Virgil, DH; Jimbo McAuliff, OF; Rob Watson, IB-P; Paul Powell, SS; Nick McCurdy, P
Texas: Sam Anderson, C; Ryan Brooks, 3B
Texas A&M: Justin Moore, P
Texas Tech: Anthony Arnerich, C; Jason Rainey, OF; Blake McGinley, P

Player of the Year: Kelly Shoppach, BU

Pitcher of the Year: Shane Komine, NU

Special Recognition Award:

Lyle Smith, ISU

Newcomer Player of the Year:

Greg Dobbs, OU

Newcomer Pitcher of the Year:

Gerrit Simpson, UT

Freshman Player of the Year:

Omar Quintanilla, UT

Freshman Pitchers of the Year: Joe Weaver, OSU; Justin Simmons, UT

Coach of the Year: Dave Van Horn, NU

2002

FIRST TEAM

IB Mike Huggins, BU, Jr.
 2B Tim Moss, UT, So.
 SS Gera Alvarez, TTU, Sr.
 3B Ty Soto, K-STATE, So.
 C Jed Morris, NU, Jr.
 OF Pat Maloney, K-STATE, Jr.
 Jeff Leise, NU, Jr.
 Jason Frasz, OU, Jr.
 Jon Slack, TTU, Jr.
 Ross Bennett, BU, Jr.
 Justin Taylor, BU, Sr.
 SP Aaron Marsden, NU, So.
 Justin Simmons, UT, So.
 RP Huston Street, UT, Fr.
 Steve Rowe, TTU, Sr.

SECOND TEAM

IB Jeff Ontiveros, UT, Sr.
 2B Nebassett Brown, OSU, Sr.
 SS Trey Webb, BU, So.
 Michael Hollimon, UT, Fr.
 3B Omar Quintanilla, UT, So.
 C Willie Durazo, TTU, Sr.
 OF Chris Durbin, BU, Jr.

Jayce Tingler, MU, Jr.
 Daylon Monette, OSU, Jr.
 DH Cody Ehlers, MU, So.
 Nick Blankenship, TTU, Sr.
 SP Shane Komine, NU, Sr.
 Scott Baker, OSU, So.
 Brad Halsey, UT, Jr.
 RP Kyle Edens, BU, Sr.
 Franco Pezely, K-STATE Sr.

HONORABLE MENTION

Kansas: Ryan Baty, OF; Jeff Davis, P; Ryan Klocksein, 3B
Kansas State: Osmar Castillo, SS; Tim Doty, DH; Mitch Walter, RP
Missouri: Lee Laskowski, OF; Jody Roughton, SS; Mick Weiss, IB
Nebraska: Jeff Blevins, 3B; Will Bolt, 2B
Oklahoma: Eddie Cornejo, 2B; David Purcey, RP; Ryan Richardson, C
Oklahoma State: Jason Jaramillo, C; Nick McCurdy, P; Paul Powell, 3B; Chris Reilly, P; Jeff Salazar, OF; Jose Virgil, OF; Rob Watson, SS; Joe Weaver, RP;
Texas: Eugene Espineli, RP; Ryan Hubele, C; Dustin Majewski, OF; J.D. Reininger, DH-3B;
Texas A&M: Logan Kensing, RP; Rusty Meyer, C; Justin Pouk, DH; Jared Theodorakos, P;
Texas Tech: Scooter Jordan, OF; Byron Smith, IB.

Player of the Year: Jed Morris, NU

Pitcher of the Year: Justin Simmons, UT

Newcomer of the Year: Aaron Marsden, NU

Freshman Player of the Year: J.D. Reininger, UT

Freshman Pitcher of the Year: Huston Street, UT

Coach of the Year: Augie Garrido, UT

2003

FIRST TEAM

IB Matt Hopper, NU, Sr.
 2B Eddie Cornejo, OU, Sr.
 SS Omar Quintanilla, UT, Jr.
 3B Josh Fields, OSU, So.
 C Jason Jaramillo, OSU, So.
 OF Chris Durbin, BU, Sr.
 David Murphy, BU, Jr.
 Jayce Tingler, MU, Sr.
 Jose Virgil, OSU, Sr.
 Dustin Majewski, UT, Sr.
 DH Curtis Ledbetter, NU, So.
 UT Michael Griffin, BU, So.
 SP Aaron Marsden, NU, Jr.
 J.P. Howell, UT, So.
 Quinton Robertson, NU, Jr.
 Scott Baker, OSU, Jr.
 RP Huston Street, UT, So.
 Scott Beerer, TAMU, Jr.

SECOND TEAM

IB Ryan Baty, KU, Jr.
 2B Erik Schindewolf, TAMU, Jr.
 SS Ian Kinsler, MU, Jr.
 3B Cliff Pennington, TAMU, Fr.
 C Brad Flanders, MU, Jr.
 OF Casey Spanish, KU, Sr.
 Jeff Leise, NU, Sr.
 Reggie Willits, OU, Sr.
 Eric Sultemeier, UT, Jr.
 Cory Patton, TAMU, Jr.
 DH Ross Bennett, BU, Sr.
 UT Kevin Wheeler, KU, Sr.



SP Steven White, BU, Sr.
Justin James, MU, So.
Matt Farnum, TAMU, Jr.

RP Zane Carlson, BU, Jr.
Jarod McAuliff, OU, So.
Daniel Rew, OSU, Jr.
Shane Hawk, OSU, Jr.

HONORABLE MENTION

Baylor: Josh Ford, C; Ryan LaMotta, RP; Mark Saccomanno, IB; Abe Woody, RP
Kansas: Ritchie Price, SS
Kansas State: Ryan Baldwin, C; Eric Rollins, RP; Pat Maloney, OF; Tim Doty, IB
Missouri: Cody Ehlers, IB; Ryan Rallo, OF; Andy Shipman, P; Travis Wendte, RP
Nebraska: Alex Gordon, 3B; John Grose, C; Jake Mullinax, 2B; Joe Simokaitis, SS
Oklahoma: Casey Brown, RP
Oklahoma State: Chris Gutierrez, SS; Mario Matulich, DH; Lyndsey Simmons, OF; John Urick, IB
Texas: J. Brent Cox, RP; Joe Ferin, OF; Brantley Jordan, RP; Tim Moss, 2B; Danny Muegge, P; Justin Simmons, P; Taylor Teagarden, C
Texas A&M: Justin Ruggiano, OF
Texas Tech: Scooter Jordan, OF; Jeff Karstens, RP

Player of the Year: Matt Hopper, NU
Pitcher of the Year: Aaron Marsden, NU
Newcomer of the Year: Scott Beerer, TAMU
Freshman of the Year: Taylor Teagarden, UT
Coach of the Year: Mike Anderson, NU

2004**FIRST TEAM**

IB Josh Brady, TTU, Jr.
2B Russell Raley, OU, So.
SS Cameron Blair, TTU, Jr.
3B Alex Gordon, NU, So.
C Jason Jaramillo, OSU, Jr.
OF Cory Patton, TAMU, Sr.
Michael Mask, TTU, Jr.
Matt Baty, KU, So.
Carson Kainer, UT, Fr.
Drew Stubbs, UT, Fr.

DH Lee Laskowski, MU, Sr.
UT Curtis Thigpen, UT, Jr.
SP J.P. Howell, UT, Jr.
Jason Meyer, TAMU, Fr.
Garrett Broshuis, MU, Jr.
Zach Jackson, TAMU, Jr.

RP Huston Street, UT, Jr.
Jarod McAuliff, OU, Jr.
J. Brent Cox, UT, So.

SECOND TEAM

IB Ole Sheldon, OU, Jr.
2B Jake Mullinax, NU, Sr.
SS Ritchie Price, KU, So.
Chris Gutierrez, OSU, So.
Robby Hudson, UT, Jr.

3B Josh Haney, TTU, Sr.
C Sean Richardson, KU, Jr.
Craig Stinson, TAMU, So.

OF Reid Brees, BU, Jr.
Steve Murphy, K-STATE, So.
Ryan Rallo, MU, Sr.
Scott Kirby, OSU, Sr.

DH Eric Thornton, OU, Jr.
UT Cliff Pennington, TAMU, So.
SP Spencer Grogan, OSU, Jr.
Mark Roberts, OU, Sr.
Zach Kroenke, NU, So.
David Purcey, OU, Jr.

RP Justin Pekarek, NU, Sr.
Corey Gerstner, TTU, Sr.

HONORABLE MENTION

Baylor: Josh Ford, DH; Michael Griffin, 3B; Trey Taylor, P; Paul Witt, 2B; Abe Woody, RP
Kansas: Ryan Baty, IB; Ryan Knippschild, P; Travis Metcalf, 3B; Matt Tribble, OF; Mike Zagurski, P
Kansas State: Terry Blunt, OF
Missouri: Mark Alexander, RP; James Boone, OF; Nathan Culp, P; Cody Ehlers, IB; Danny Hill, P
Nebraska: Curtis Ledbetter, IB; Joe Simokaitis, SS
Oklahoma: Daniel McCutchen, RP; Ryan Rohlinger, SS
Oklahoma State: Josh Fields, 3B; Scott Richmond, RP; Ty Wright, OF
Texas: Buck Cody, RP; Hunter Harris, OF; Seth Johnston, 2B; Sam LeCure, P; Kyle McCulloch, P; Ryan Russ, DH; Justin Simmons, P
Texas A&M: Austin Boggs, 3B; Coby Mavroulis, IB; Erik Schindewolf, 2B
Texas Tech: Dallas Braden, P

Player of the Year: Alex Gordon, NU
Pitcher of the Year: J.P. Howell, UT
Newcomer of the Year: Ole Sheldon, OU
Freshman of the Year: Drew Stubbs, UT
Freshman Pitcher of the Year: Jason Meyer, TAMU
Coach of the Year: Augie Garrido, UT

2005**FIRST TEAM**

IB Curtis Ledbetter, NU, Sr.
3B Alex Gordon, NU, Jr.
IF Joey Callender, TTU, Jr.
Seth Johnston, UT, Sr.
Cliff Pennington, TAMU, Jr.
Cameron Blair, TTU, Sr.

C Taylor Teagarden, UT, Jr.
OF Drew Stubbs, UT, So.
A.J. Van Slyke, KU, Jr.
Corey Brown, OSU, Fr.
James Boone, MU, Jr.

DH Zach Dillon, BU, Jr.
UT Adam Carr, OSU, Jr.
SP Max Scherzer, MU, So.
Joba Chamberlain, NU, So.
Kyle McCulloch, UT, So.
Johnny Dorn, NU, Fr.
Mark McCormick, BU, Jr.

RP J. Brent Cox, UT, Jr.
Ryan LaMotta, BU, Jr.

SECOND TEAM

IB Jared Schweitzer, KU, Jr.
3B Ryan Rohlinger, OU, Jr.
IF Russell Raley, OU, Jr.
Ryne Price, KU, Fr.
Joe Simokaitis, NU, Sr.
Chris Gutierrez, OSU, Jr.

C Josh Ford, BU, Sr.
OF Hunter Mense, MU, So.
Matt Baty, KU, Jr.
Daniel Bruce, NU, Sr.

DH Ryan Hill, TAMU, Jr.
UT Clay Van Hook, UT, So.
SP Cory VanAllen, BU, So.
Kodiak Quick, KU, Jr.
Nathan Culp, MU, So.
Zach Kroenke, NU, Jr.
Garrett Patterson, OU, Jr.

RP Taylor Parker, MU, Jr.
Brett Jensen, NU, Jr.

HONORABLE MENTION

Baylor: Reid Brees, OF; Michael Griffin, 2B; Trey Taylor, P; Abe Woody, P
Kansas: Don Czyz, P; Gus Milner, OF; Ritchie Price, SS; Sean Richardson, C; Mike Zagurski, P
Kansas State: Terry Blunt, OF; Steve Murphy, OF
Missouri: Andrew Johnston, P; Jacob Priday, OF; Zane Taylor, DH
Nebraska: Brian Duensing, P; Dustin Timm, P; Ryan Wehrle, 2B
Oklahoma: Kody Kaiser, OF; Daniel McCutchen, P; Will Savage, P; Kevin Smith, DH; Eric Thornton, UT
Oklahoma State: Justin Colbert, 2B; Thomas Cowley, P; Jeff Parrish, C; Scott Richmond, P; Ty Wright, OF
Texas: Adrian Alaniz, P; Randy Boone, P; Buck Cody, P; Will Crouch, DH; Robby Hudson, 2B; Carson Kainer, OF; David Maroul, 3B; Nick Peoples, OF; Clayton Stewart, P; Chance Wheelless, IB
Texas A&M: Andrew Baldwin, OF; Jason Meyer, P; Robert Ray, P
Texas Tech: Carey Avants, 3B; Billy Carnline, P; Cooper Fouts, C; Cody Fuller, OF; Tanner McElroy, P

Player of the Year: Alex Gordon, NU
Pitcher of the Year: Max Scherzer, MU
Newcomer of the Year: Joba Chamberlain, NU
Freshman Player of the Year: Corey Brown, OSU
Freshman Pitcher of the Year: Johnny Dorn, NU
Coach of the Year: Mike Anderson, NU

2006**FIRST TEAM**

IB Brandon Buckman, NU, Sr.
Chance Wheelless, UT, Jr.

2B Jared Schweitzer, KU, Sr.
SS Ryan Wehrle, NU, So.
3B Tyler Mach, OSU, Jr.
C Zach Dillon, BU, Sr.
OF Luke Gorsett, NU, Jr.
Drew Stubbs, UT, Jr.
Roger Kieschnick, TTU, Fr.

DH Jacob Priday, MU, So.
Hunter Harris, UT, Fr.

UT Jordy Mercer, OSU, Fr.
SP Nathan Culp, MU, Jr.
Tony Watson, NU, So.
Kyle McCulloch, UT, Jr.

RP Don Czyz, KU, Sr.
Brett Jensen, NU, Sr.

SECOND TEAM

IB Kevin Smith, OU, Sr.
2B Russell Raley, OU, Sr.
Shelby Ford, OSU, Jr.
SS Beamer Weems, BU, Fr.
Ritchie Price, KU, Sr.

3B Jared Goedert, K-STATE Jr.
Ryan Rohlinger, OU, Sr.
C Matt Smith, TTU, So.

- OF John Allman, KU, So.
Gus Milner, KU, Sr.
Chuckie Caulfield, OU, Sr.
Corey Brown, OSU, So.
Keanon Simon, OSU, Jr.
Carson Kainer, UT, Jr.
- DH Deik Scram, OSU, Jr.
- UT Andrew Brown, NU, Jr.
Aaron Reza, OU, So.
- SP Johnny Dorn, NU, So.
Daniel McCutchen, OU, Sr.
Steven Guerra, OU, Sr.
Brae Wright, OSU, Sr.
- RP Austin Wood, UT, Fr.
Hart Hering, TAMU, Sr.

HONORABLE MENTION

- Baylor:** Seth Fortenberry, OF; Ryan LaMotta, P
Kansas: Kodiak Quick, P
Kansas State: Brandon Farr, C; Joe Roundy, OF; Barrett Rice, OF
Missouri: Evan Frey, OF; Zane Taylor, OF; Max Scherzer, P; Travis Wendte, RP
Nebraska: Jake Opitz, 2B; Jeff Christy, C; Nick Jaros, OF; Andy Gerch, DH
Oklahoma: Jackson Williams, C
Oklahoma State: Matt Gardner, SP
Texas A&M: Jose Salazar, SS
Texas Tech: Miles Morgan, P; Willie Rueda, 2B

Players of the Year: Tyler Mach, OSU; Drew Stubbs, UT

Pitcher of the Year: Kyle McCulloch, UT

Newcomer of the Year: Tyler Mach, OSU

Freshman of the Year: Roger Kieschnick, TTU

Freshman Pitcher of the Year:

Miles Morgan, TTU

Coach of the Year: Augie Garrido, UT

2007

FIRST TEAM

- IB Chance Wheelless, UT, Sr.
2B Tyler Mach, OSU, Sr.
SS Beamer Weems, BU, So.
3B Bradley Suttle, UT, So.
C Preston Clark, UT, So.
OF Corey Brown, OSU, Jr.
Ty Wright, OSU, Sr.
Kyle Russell, UT, So.
- DH Jacob Priday, MU, Jr.
Luke Anders, TAMU, So.
- UT Blake Stouffer, TAMU, Jr.
- SP Aaron Crow, MU, So.
Adrian Alaniz, UT, Jr.
Kyle Nicholson, TAMU, Sr.
- RP Daniel Edwards, K-STATE, Jr.

SECOND TEAM

- IB Rebel Ridling, OSU, Jr.
2B Parker Dalton, TAMU, Sr.
SS Brandon Hicks, TAMU, Jr.
3B Matt Mangini, OSU, Jr.
C Jackson Williams, OU, Jr.
OF Byron Wiley, K-STATE, So.
Evan Frey, MU, Jr.
Roger Kieschnick, TTU, So.
- DH Jeff Tezak, NU, Jr.
- UT Jordy Mercer, OSU, So.
- SP Tony Watson, NU, Jr.
Stephen Porlier, OU, So.

- James Russell, UT, Jr.
RP Randy Boone, UT, Sr.

HONORABLE MENTION

- Baylor:** Ben Booker, OF; Nick Cassavechia, RP; Matt Czimskey, C; Kendal Volz, P
Kansas: Buck Afenir, C; John Allman, OF; Kyle Murphy, OF; Robby Price, 3B; Ryne Price, 2B; Paul Smyth, RP
Kansas State: Brad Hutt, P
Missouri: Kyle Gibson, RP; Rick Zagone, P
Nebraska: Mitch Abeita, C; Andrew Brown, IB; Raynor Campbell, 3B; Craig Corriston, 3B; Johnny Dorn, P; Luke Wertz, P
Oklahoma: Aaron Baker, IB; Joe Dunigan, OF; Joseph Hughes, UT; Aaron Ivey, OF; Aaron Reza, SS; Heath Taylor, P
Oklahoma State: Justin Friend, RP; Kyle Mach, 3B; Jordy Mercer, SS; Keanon Simon, OF
Texas: Jordan Danks, OF; Russell Moldenhauer, DH; Travis Tucker, 2B
Texas A&M: Ben Feltner, OF; David Newmann, P; Craig Stinson, C
Texas Tech: James Leverton, IB; Kyle Martin, SS; Matt Smith, C

Player of the Year: Kyle Russell, UT

Pitcher of the Year: Adrian Alaniz, UT

Newcomers of the Year: Brandon Hicks, TAMU;

David Newmann, TAMU

Freshman of the Year: Trevor Coleman, MU

Coaches of the Year: Tim Jamieson, MU; Augie Garrido, UT

2008

FIRST TEAM

- IB Luke Anders, TAMU, Jr.
2B Jake Opitz, NU, Sr.
SS Jose' Duran, TAMU, Jr.
3B Dane Carter, TAMU, Sr.
C Mitch Abeita, NU, Sr.
OF Aaron Senne, MU, So.
Neil Medchill, OSU, So.
Kyle Colligan, TAMU, Jr.
- DH Jacob Priday, MU, Sr.
- UT Jordy Mercer, OSU, Jr.
- SP Aaron Crow, MU, Jr.
Johnny Dorn, NU, Sr.
Andrew Oliver, OSU, So.
- RP Travis Starling, TAMU, So.

SECOND TEAM

- IB Rebel Ridling, OSU, Sr.
2B Thomas Belza, OSU, Fr.
SS Jordy Mercer, OSU, Jr.
3B Matt Hague, OSU, Sr.
C Trevor Coleman, MU, So.*
Luis Flores, OSU, Jr.*
- OF Aljay Davis, OU, Sr.
Jordan Danks, UT, Jr.
Roger Kieschnick, TTU, Jr.
- DH Darby Brown, TAMU, Sr.
- UT Brian Fuggiano, TAMU, Jr.
- SP Thad Weber, NU, Sr.
Tyler Lyons, OSU, So.
Chance Ruffin, UT, Fr.
- RP Daniel Edwards, K-STATE, Sr.

HONORABLE MENTION

- Baylor:** Shaver Hansen, 3B; Shawn Tolleson, SP; Beamer Weems, SS
Kansas: Buck Afenir, C; John Allman, OF; Erik Morrison, SS; Robby Price, 2B; Ryne Price, OF; Paul Smyth, RP
Kansas State: Brad Hutt, SP
Missouri: Greg Folgia, 2B; Kyle Gibson, SP; Ryan Lollis, OF
Nebraska: Craig Corriston, IB; Dan Jennings, RP; Bryce Nimmo, OF
Oklahoma: Mike Gosse, UTL; Jamie Johnson, OF
Oklahoma State: Jordy Mercer, RP, Donnie Webb, OF
Texas: Brandon Belt, IB; Preston Clark, UTL; Cole Green, RP; David Hernandez, SS; Russell Moldenhauer, OF; Cameron Rupp, C; Kyle Russell, OF; Michael Torres, DH
Texas A&M: Clayton Ehlert, SP; Barret Loux, SP; Brooks Raley, SP; Blake Stouffer, 2B; Kyle Thebeau, RP
Texas Tech: Willie Rueda, 2B

Player of the Year: Jose' Duran, TAMU

Pitcher of the Year: Aaron Crow, MU

Newcomer of the Year: Jose' Duran, TAMU

Freshman of the Year: Chance Ruffin, UT

Coach of the Year: Rob Childress, TAMU

2009

FIRST TEAM

- INF Shaver Hansen, BU, Jr.
Tony Thompson, KU, So.
Bryant Hernandez, OU, Jr.
Brodie Greene, TAMU, Jr.
Chris Richburg, TAMU, Sr.
- C J.T. Wise, OU, Sr.
- OF Greg Folgia, MU, Jr.
Jamie Johnson, OU, Jr.
Micheal Dabbs, OU, OF, Sr.
- DH Dustin Dickerson, BU, Jr.
- UT Brooks Raley, TAMU, So.
- SP A.J. Morris, K-STATE, Jr.
Kyle Gibson, MU, Jr.
Chance Ruffin, UT, So.
- RP Austin Wood, UT, Sr.

SECOND TEAM

- INF Carter Jurica, K-STATE, So.
Aaron Baker, OU, Jr.
Garrett Buechele, OU, Fr.
Willie Rueda, TTU, Sr.
- C Buck Afenir, KU, Sr.
- OF Brian Heere, KU, So.
Neil Medchill, OSU, Jr.
Connor Rowe, UT, So.
- DH Joe Patterson, TAMU, Jr.
- UT Aaron Miller, BU, Jr.
- SP TJ Walz, KU, So.
Andrew Doyle, OU, Jr.
Tyler Blandford, OSU, Jr.
- RP Ryan Duke, OU, So.

HONORABLE MENTION

- Baylor:** Kendal Volz, SP
Kansas: Shaeffer Hall, SP; Robby Price, INF; Paul Smyth, RP
Kansas State: Drew Biery, INF; Justin Bloxom, INF; Jordan Cruz, OF; Jason King, INF; Nick Martini, OF



Missouri: Trevor Coleman, C; Kyle Mach, INF; Aaron Senne, OF
Nebraska: Tyler Farst, INF
Oklahoma State: Kevin David, C; Tyrone Hambly, INF; Tyler Lyons, SP
Texas: Brandon Belt, INF; Kevin Keyes, OF; Brandon Loy, INF; Cameron Rupp, C; Michael Torres, INF
Texas A&M: Luke Anders, INF; Kyle Colligan, OF; Kevin Gonzalez, C; Ross Hales, SP; Alex Wilson, RP
Texas Tech: Taylor Ashby, OF; Chad Bettis, RP; Joey Kentworthy, INF; Scott LeJeune, DH

Player of the Year: J.T. Wise, OU
Pitcher of the Year: A.J. Morris, K-STATE
Newcomer of the Year: David Narodowski, KU
Freshman of the Year: Garrett Buechele, OU
Coach of the Year: Brad Hill, KSU

2010

FIRST TEAM

INF Robby Price, KU, Sr.
 Carter Jurica, K-STATE, Jr.
 Adam Muenster, K-STATE, Sr.
 Aaron Senne, MU, Sr.
 Garrett Buechele, OU, So
 C Cameron Rupp, UT, Jr.
 OF Brian Heere, KU, Jr.
 Nick Martini, K-STATE, So.
 Adam Bailey, NU, Sr.
 DH Russell Moldenhauer, UT, Sr.
 UT Brooks Pinckard, BU, So.
 Brett Nicholas, MU, Jr.
 SP Cole Green, UT, Jr.
 Brandon Workman, UT, Jr.
 Barret Loux, TAMU, Jr.
 RP Chance Ruffin, UT, Jr.
 John Stilson, TAMU, So.

SECOND TEAM

INF Davis Duren, OSU, Jr.
 Brandon Loy, UT, So.
 Tant Shepherd, UT, Jr.
 Brodie Greene, TAMU, Sr.
 Barrett Barnes, TAMU, Fr.
 C Kevin Gonzalez, TAMU, Jr.
 OF Logan Vick, BU, Fr.
 DJ Belfonte, NU, Sr.
 Kevin Keyes, UT, Jr.
 DH Scott LeJeune, TTU, So.
 UT Jack Mayfield, OU, Fr.
 Matt Juengel, TAMU, So.
 SP Logan Verrett, BU, So.
 Zach Neal, OU, Jr.
 Taylor Jungmann, UT, So.
 RP Evan Marshall, K-STATE, So.
 Chad Bettis, TTU, Jr.

HONORABLE MENTION

Baylor: Raynor Campbell, INF; Gregg Glime, C; Joey Hainsfurther, INF; Willie Kempf, RP; Shawn Tolleson, SP
Kansas: Cameron Selik, SP; Tony Thompson, INF; T.J. Walz, SP; Jimmy Waters, OF
Kansas State: Daniel Dellasega, C; Kyle Hunter, SP
Missouri: Michael Liberto, INF
Nebraska: Cody Asche, INF; Kale Kiser, DH
Oklahoma: Ross Hubbard, DH; Cameron Seitzer,

INF; Max White, OF
Oklahoma State: Kevin David, C
Texas: Connor Rowe, OF; Cohl Walla, OF
Texas A&M: Joe Patterson, DH; Michael Wacha, RP
Texas Tech: Bobby Doran, SP; Joey Kenworthy, INF; Jamodrick McGruder, INF; Jeremy Mayo, C; Micahel Reed, OF

Players of the Year: Nick Martini, K-STATE; Aaron Senne, MU
Pitcher of the Year: Cole Green, UT
Newcomer of the Year: John Stilson, TAMU
Freshman of the Year: Barrett Barnes, TTU
Coach of the Year: Augie Garrido, UT

2011

FIRST TEAM

INF Cody Asche, NU, Jr.
 Garrett Buechele, OU, Jr.
 Brandon Loy, UT, Jr.
 Max Muncy, BU, So.
 Erich Weiss, UT, Fr.
 C Tyler Ogle, OU, Jr.
 OF Barrett Barnes, TTU, So.
 Krey Bratsen, TAMU, Fr.
 Tyler Naquin, TAMU, So.*
 DH Dane Phillips, OSU, So.
 UT David Paiz, TTU, Fr.
 Brooks Pinckard, BU, Jr.*
 SP Taylor Jungmann, UT, Jr.*
 Michael Rocha, OU, Sr.
 Ross Stripling, TAMU, Jr.
 RP James Allen, K-STATE, Jr.
 Corey Knebel, UT, Fr.

SECOND TEAM

INF Zach Johnson, OSU, Jr.
 Jason King, K-STATE, Jr.
 Cameron Seitzer, OU, Jr.
 Tant Shepherd, UT, Sr.
 Kelby Tomlinson, TTU, Jr.
 C Jared Womack, OSU, Jr.
 OF Jared King, K-STATE, Fr.
 Casey Johnson, OU, Sr.
 Jimmy Waters, KU, Sr.
 DH Jonah Schmidt, MU, Sr.
 UT Gabe Weidenaar, OSU, Jr.
 SP John Stilson, TAMU, Jr.
 Logay Verrett, BU, Jr.
 Michael Wacha, TAMU, So.
 RP Casey Hauptman, NU, Sr.
 John Neely, TTU, Jr.

HONORABLE MENTION

Kansas: Casey Lytle, OF; T.J. Walz, SP
Kansas State: Nick Martini, OF
Missouri: Blake Brown, OF; Phil McCormick, RP
Nebraska: Kash Kalkowski, OF
Oklahoma: Evan Mistich, DH; Dillon Overton, SP; Burch Smith, SP
Oklahoma State: David Duren, INF; Mark Ginther, INF; Chris Marlowe, RP; Brad Propst, SP; Devin Shines, OF; Mike Strong, SP
Texas: Cole Green, SP; Paul Montalbano, OF
Texas A&M: Kevin Gonzalez, C; Jacob House, INF; Kenny Jackson, INF; Matt Juengel, DH; Adam Smith, INF
Texas Tech: Bo Altobelli, C; Jamodrick McGruder, INF; Reid Redman, INF

ALL-FRESHMAN TEAM

Ka'iana Eldredge, KU, INF
 Jared King, K-STATE OF
 Rob Zastryzny, MU, LHP
 Jordan John, OU, LHP
 Dillon Overton, OU, LHP
 Jacob Felts, UT, C
 Corey Knebel, UT, RHP*
 Mark Payton, UT, OF
 Erich Weiss, UT, INF*
 Krey Bratsen, TAMU, OF*
 Charlie Curl, TAMU, INF
 Trey Masek, TTU, RHP
 David Paiz, TTU, UTL*

Player of the Year: Tyler Naquin, TAMU
Pitcher of the Year: Taylor Jungmann, UT
Newcomer of the Year: Zach Johnson, OSU
Freshman of the Year: Erich Weiss, UT
Coaches of the Year: Augie Garrido, UT; Rob Childress, TAMU

2012

FIRST TEAM

INF Lawton Langford, BU, So.
 Max Muncy, BU, Jr.
 Erich Weiss, UT, So.
 Jacob House, TAMU, Sr.
 Jamodrick McGruder, TTU, Jr.
 C Josh Ludy, BU, Sr.
 OF Logan Vick, BU, Jr.
 Tyler Naquin, TAMU, Jr.
 Barrett Barnes, TTU, Jr.
 DH Nathan Orf, BU, Jr.
 UT Max White, OU, Jr.
 SP Josh Turley, BU, Jr.
 Andrew Heaney, OSU, Jr.
 Ross Stripling, TAMU, Sr.
 Michael Wacha, TAMU, Jr.
 RP Max Garner, BU, Jr.
 Corey Knebel, UT, So.

SECOND TEAM

INF Cal Towey, BU, Jr.
 Wade Hinkle, K-STATE, Sr.
 Robbie Rea, OSU, Jr.
 Mikey Reynolds, TAMU, Jr.
 Scott LeJeune, TTU, Jr.
 C Jacob Felts, UT, So.
 Troy Stein, TAMU, So.
 OF Jared King, K-STATE, So.
 Erik Ross, OU, Sr.
 Mark Payton, UT, So.
 DH Matt Juengel, TAMU, Sr.
 UT Randy McCurry, OSU, Jr.
 SP Trent Blank, BU, Sr.
 Frank Duncan, KU, So.
 Jordan John, OU, So.
 RP Dusty Ross, MU, Sr.
 Hoby Milner, UT, Jr.

HONORABLE MENTION

Baylor: Dan Evatt, OF; ; Joey Hainsfurther, RHP/C
Kansas: James Stanfield, C; Tucker Tharp, OF
Kansas State: Tanner Witt, OF
Missouri: Blake Brown, OF; Dane Opel, OF; Ben Turner, C; Rob Zastryzny, SP
Oklahoma: Dillon Overton, SP

Oklahoma State: Hunter Bailey, INF; Blake Barnes, RHP; Mark Ginther, INF; Chase Stevens, RP; Trey Whaley, OF
Texas: Jordan Etier, INF; Parker French, SP; Jonathan Walsh, OF
Texas A&M: Blake Allemand, INF, Fr.; Kyle Martin, RP
Texas Tech: Bo Altobelli, C Shane Broyles, RP Duke von Schamann, SP

ALL-FRESHMAN TEAM

Michael Howard, BU, OF
 Ryan Smith, BU, P
 Adam Toth, BU, OF
 Wes Benjamin, KU, P
 Nate Williams, K-STATE, P
 Hunter Lockwood, OU, C
 Wes Jones, OSU, INF
 John Curtiss, UT, P
 Parker French, UT, P
 Brooks Marlow, UT, INF
 Dillon Peters, UT, P
 Blake Allemand, TAMU, INF
 Chance Bolcerek, TAMU, OF
 Tim Proudfoot, TTU, INF

Player of the Year: Josh Ludy, BU
Pitcher of the Year: Andrew Heaney, OSU
Newcomer of the Year: Nathan Orf, BU
Freshman of the Year: Parker French, UT
Coach of the Year: Steve Smith, BU

2013

FIRST TEAM

INF Cal Towe, BU, Sr.*
 Shane Conlon, K-STATE, So.*
 Austin Fisher, K-STATE, So.*
 Ross Kivett, K-STATE, Jr.*
 Matt Oberste, OU, Jr.*
 C Blair DeBord, K-STATE, Jr.
 OF Zach Fish, OSU, So.
 Jared King, K-STATE, Jr.*
 Mark Payton, UT, Jr. *
 DH Nathan Orf, BU, Sr.
 UT Tanner Witt, K-STATE, Sr.
 SP Jonathan Gray, OU, Jr.*
 Preston Morrison, TCU, So.*
 Harrison Musgrave, WVU, So.
 RP Jordan Piché, KU, Jr.
 Jake Matthys, K-STATE, Fr.
 Vince Wheeland, OSU, Jr.

SECOND TEAM

INF Lawton Langford, BU, Jr.
 Tanner Krietemeier, OSU, Jr.
 Jantzen Witte, TCU, RSR.
 Jake Barrios, TTU, Jr.
 Ryan McBroom, WVU, Jr.
 C Victor Romero, OSU, Sr.
 OF Michael Suiter, KU, So.
 Craig Aikin, OU, Fr.
 Max White, OU, Sr.
 DH Matt Frazer, WVU, Jr.
 UT Randy McCurry, OSU, Jr.
 SP Dillon Overton, OU, Jr.
 Jason Hursh, OSU, So.
 Dillon Peters, UT, So.
 RP Jacob Evans, OU, Fr.
 Alex Young, TCU, Fr.

HONORABLE MENTION

Baylor: Max Garner, RHP, Sr.; Jake Miller, INF, Sr.; Dillon Newman, RHP, Jr.; Grayson Porter, OF, So.
 Kansas: Alex DeLeon, INF, Sr.; Kaiana Eldredge, C, Jr.; Kevin Kuntz, INF, Sr.; Justin Protacio, INF, So.; Dakota Smith, OF, So.; Thomas Taylor, RHP, Sr.
 Kansas State: Jon Davis, OF, Sr.
 Oklahoma: Anthony Hermelyn, C, Fr.; Jack Mayfield, INF, Sr.
 Oklahoma State: Brendan McCurry, UTL, Jr.; Tyler Nurdin, LHP, So.; Mark Robinette, RHP, Jr.; Saulyer Saxon, OF, Jr.; Donnie Walton, INF, Fr.
 TCU: Brandon Finnegan, LHP, So.; Paul Hendrix, INF, Jr.; Boomer White, OF, Fr.
 Texas: Ty Marlow, INF/RHP, Jr.
 Texas Tech: Jarrard Poteete, DH, Fr.; Trey Masek, Jr., RHP
 West Virginia: Bobby Boyd, OF, So.; Billy Fleming, INF, So.; Alan Filauro, C, Sr.; Jacob Rice, OF, Jr.; Brady Wilson, OF, Sr.; Ryan Tuntland, INF, Jr.

ALL-FRESHMAN TEAM

Jake Matthys, K-STATE, P
 Levi MaVorhis, K-STATE, P
 Craig Aikin, OU, OF*
 Jacob Evans, OU, P
 Ralph Garza, Jr., P
 Anthony Hermelyn, OU, C
 Donnie Walton, OSU, INF
 Riley Ferrell, TCU, P
 Boomer White, TCU, OF
 Alex Young, TCU, P
 C.J Hinojosa, UT, INF*
 Jarrard Poteete, TTU, DH

Player of the Year: Ross Kivett, Kansas State, Jr., INF
Pitcher of the Year: Harrison Musgrave, West Virginia, So., LHP
Newcomer of the Year: Jordan Piché, Kansas, Jr., RHP
Freshman of the Year: Jake Matthys, Kansas State, Fr., RHP
Scholar-Athletes of the Year: Jared King, Kansas State, Jr., OF & Jantzen Witte, TCU, Sr., INF
Coach of the Year: Brad Hill, Kansas State

2014

FIRST TEAM

INF Sheldon Neuse, OU, Fr.*
 Donnie Walton, OSU, So.*
 Eric Gutierrez, TTU, So.
 Tim Proudfoot, TTU, Jr.
 Billy Fleming, WVU, Jr.
 C Gage Green, OSU, Jr.
 OF Zach Fish, OSU, Jr.*
 Boomer White, TCU, So.
 Mark Payton, UT, Sr. *
 DH Adam Kirsch, TTU, Sr.*
 UT Mac James, OU, Jr.
 P Frank Duncan, KU, Sr.
 Jon Perrin, OSU, Jr.
 Brandon Finnegan, TCU, Jr.*
 Preston Morrison, TCU, Jr.*
 Josh Michalec, BU, Sr.
 Brendan McCurry, OSU, Sr.*

Vince Wheeland, OSU, Sr.*
 Riley Ferrell, TCU, So.*

SECOND TEAM

INF Colby Wright, KU, So.
 Tim Arakawa, OSU, Jr.
 Kevin Cron, TCU, Jr.
 Derek Odell, TCU, Jr.
 Brooks Marlow, UT, Jr.
 Ryan McBroom, WVU, Sr.
 C Ka'iana Eldredge, KU, Sr.
 Hunter Redman, TTU, Jr.
 OF Craig Aikin, OU, So.
 Michael Suiter, KU, Jr.
 Tyler Neslony, TTU, So.
 DH Connor McKay, KU, Jr.
 UT Ross Kivett, K-STATE, Sr.
 P Tyler Alexander, TCU, Fr.
 Nathan Thornhill, UT, Sr.
 Chris Sadberry, TTU, Jr.
 Harrison Musgrave, WVU, Jr.
 Chad Hollingsworth, UT, So.

HONORABLE MENTION

Baylor: Adam Toth, OF, Jr.
 Kansas: Robert Kahana, RHP, Jr.; Jordan Piché, RHP, Sr.; Justin Protacio, INF, Jr.; Tucker Tharp, OF, Sr.; Dakota Smith, OF, Jr.; Stephen Villines, RHP, Fr.
 Oklahoma: Austin O'Brien, INF, Fr.; Hunter Haley, INF/OF, So.
 Oklahoma State: Tanner Krietemeier, IB/OF, Sr.; Craig McConaughy, INF, Sr.
 TCU: Kyle Bacak, Sr.; Garrett Crain, INF, Jr.; Dylan Fitzgerald, OF, Sr.; Cody Jones, OF, Jr.; Keaton Jones, INF, Jr.
 Texas: Ben Johnson, OF, So.
 Texas Tech: Bryant Burleson, INF, Jr.; Jonny Drozd, LHP, Jr.; Cameron Smith, LHP, Jr.
 West Virginia: Sean Carley, RHP, Jr.; John Means, LHP, Jr.; Taylor Munden, UTL, Jr.; Cam O'Brien, C, Jr.; Ross Vance, LHP, So.

ALL-FRESHMAN TEAM

Daniel Castano, BU, LHP
 Stephen Villines, KU, RHP
 Tanner DeVinny, K-STATE, DH
 Sheldon Neuse, OU, INF/RHP*
 Austin O'Brien, OU, INF
 Blake Battenfield, OSU, RHP
 Tyler Buffett, OSU, RHP
 Tyler Alexander, TCU, LHP*
 Tres Barrera, UT, C
 Morgan Cooper, UT, RHP
 Zane Gurwitz, UT, INF
 Stephen Smith, TTU, OF

Player of the Year: Zach Fish, Oklahoma State, Jr., OF
Pitcher of the Year: Preston Morrison, TCU, Jr., RHP
Newcomer of the Year: Adam Kirsch, Texas Tech, Sr., DH
Freshman of the Year: Sheldon Neuse, Oklahoma, Fr., INF/RHP
Scholar-Athletes of the Year: Doug Ashby, Baylor, Sr., LHP
Coach of the Year: Josh Holliday, Oklahoma State

*Unanimous selection



ALL-BIG 12 SELECTIONS BY SCHOOL

School	Honorable			Total	All-Fresh	Player of the Year	Pitcher of the Year	Coach of the Year	Newcomer of the Year	Freshman of the Year	Scholar Athlete
	First	Second	Mention								
Baylor	41	27	44	112	4	4	0	2	1	1	1
Iowa State*	1	5	12	18	--	0	0	0	0	0	0
Kansas	9	29	60	98	3	0	0	0	2	0	0
Kansas State	19	19	35	73	5	2	1	2	0	1	1
Oklahoma	30	47	39	116	9	1	0	0	2	4	0
Oklahoma State	36	49	64	149	4	2	1	1	2	3	0
TCU	5	5	8	18	4	0	1	0	0	1	1
Texas	50	34	61	145	12	2	6	6	3	9	0
Texas Tech	28	30	45	103	5	1	0	1	2	4	0
West Virginia	3	4	11	18	0	0	1	0	0	0	0
<i>Former members</i>											
Nebraska	34	19	36	89	--	5	2	3	3	3	0
Missouri	21	16	49	86	1	1	2	1	1	1	0
Texas A&M	34	32	36	102	4	3	0	4	6	1	0

A Pitcher of the Year award was not established until 2001.

A Newcomer Pitcher of the Year was named in 2000 and 2001 and is included with overall Newcomer of the Year totals.

A Freshman Pitcher of the Year was named from 2000-02 and 2004-06 and is included with overall Freshman of the Year totals.

*Iowa State no longer sponsors baseball.

Departed member institutions included.

ALL-TIME CONFERENCE STANDINGS (Current Members)

Year	UT	TCU	BU	OSU	OU	TTU	WVU	K-STATE	KU	ISU
1997	12-15	---	18-12	21-9	18-11	23-7	---	10-20	12-18	6-21
1998	11-18	---	18-10	15-12	17-11	18-11	---	9-19	7-20	10-18
1999	17-13	---	20-7	18-9	12-18	18-8	---	11-18	4-26	2-28
2000	19-10	---	23-7	14-13	20-10	18-12	---	5-24	10-20	7-23
2001	19-11	---	17-10	16-14	13-16-1	19-10-1	---	10-17	7-23	11-15
2002	19-8	---	13-13	13-13	15-12	16-11	---	13-13	5-21	---
2003	19-8	---	15-12	14-13	10-17	8-18	---	5-22	9-18	---
2004	19-7	---	13-12	15-11	19-8	17-9	---	4-23	7-19	---
2005	16-10	---	19-8	12-15	14-13	9-16	---	8-19	11-15	---
2006	19-7	---	13-14	18-9	17-10	9-16-1	---	8-17-2	13-14	---
2007	21-6	---	12-15	16-11	11-16	8-18	---	10-16	9-17	---
2008	15-12	---	11-16	18-9	9-17-1	9-18	---	11-16	9-18	---
2009	17-9-1	---	10-16	9-16	17-10	12-15	---	14-11-1	15-12	---
2010	24-3	---	12-13	8-19	15-10	13-14	---	14-12	11-15-1	---
2011	19-8	---	13-14	14-12	14-11	12-15	---	12-14	9-18	---
2012	14-10	---	20-4	13-11	13-10	7-17	---	7-17	7-16	---
2013	7-17	12-12	12-11	13-10	13-11	9-15	13-11	16-8	12-12	---
2014	13-11	17-7	8-15	18-6	8-16	14-10	9-14	5-19	17-7	---
Totals	300-183-1	29-19	267-209	265-212	255-227-2	239-240-2	22-25	172-305-3	172-311-1	36-105
	.621	.604	.561	.556	.529	.499	.468	.361	.356	.255

SEASON SUPERLATIVES

SINGLE-SEASON CONFERENCE GAME WIN STREAKS

1.	Baylor	2012	18
2.	Texas	2010	17
3.	Texas A&M	2008	16
4.	Nebraska	2000	14
5.	Oklahoma	2006	10
6.	Kansas	2014	9
	Oklahoma State	2004	9
	Oklahoma	2004	9
	Missouri	2003	9
	Texas	2000	9
	Baylor	1999	9
	Texas A&M	1997	9
13.	Oklahoma State	2008	8
	Texas	2002	8
	Texas Tech	2002	8
	Baylor	1998	8

SINGLE-SEASON CONFERENCE WIN PERCENTAGES

1.	Texas	2010	24-3	.889
2.	Baylor	2012	20-4	.833
3.	Texas A&M	1999	23-6	.793
4.	Texas	2007	21-6	.778
5.	Baylor	2000	23-7	.767
	Texas Tech	1997	23-7	.767



2014	PLAYER	PITCHER	NEWCOMER
Feb. 17:	Mark Payton, Texas, Sr., OF	Brandon Finnegan, TCU, Jr., LHP [^]	Darryn Sheppard, Baylor, Fr., OF Aaron Hernandez, Kansas, Jr., 3B Ryan Long, Texas Tech, Fr., INF Chris Sadberry, Texas Tech, Jr., LHP Adam Kirsch, Texas Tech, Sr., OF Sheldon Neuse, Oklahoma, Fr., 3B Nate Griep, Kansas State, Fr., RHP
Feb. 24:	Donnie Walton, Oklahoma State, So., SS	Frank Duncan, Kansas, Sr., RHP [^]	
March 3:	Ross Kivett, Kansas State, Sr., OF	Dillon Peters, Texas, Jr., RHP	
March 10:	Mac James, Oklahoma, Jr., C/IB ^{*^}	Josh Michalec, Baylor, Sr., RHP	
March 17:	Mitch Meyer, Kansas State, Jr., OF	Dillon Newman, Baylor, Sr., RHP	
March 24:	Hector Lorenzana, Oklahoma, Sr., SS Billy Fleming, West Virginia, Jr., 2B	Austin Stone, Baylor, Jr., RHP	
March 31:	Ross Kivett, Kansas State, Sr., OF	Sean Carley, West Virginia, Jr., RHP	Tres Barrera, Texas, Fr., C/IB
April 7:	Derek Odell, TCU, Jr., INF	Preston Morrison, TCU, Jr., RHP	Tanner DeVinny, Kansas State, Fr., DH Sheldon Neuse, Oklahoma, Fr., 3B Matt Menard, Baylor, Fr., C Jordan Kipper, TCU, Jr., RHP Daniel Castano, Baylor, Fr., LHP
April 14:	Eric Gutierrez, Texas Tech, So., IB	Nathan Thornhill, Texas, Sr., RHP	
April 21:	Garret Crain, TCU, Jr., INF Jacob Rice, West Virginia, Sr., OF	Riley Ferrell, TCU, So., RHP	
April 28:	Eric Gutierrez, Texas Tech, So., IB	Jordan Piché, Kansas, Sr., RHP	Ross Vance, West Virginia, So., LHP
May 5:	Adam Toth, Baylor, Jr., OF	Preston Morrison, TCU, Jr., RHP	Tyler Alexander, TCU, Fr., LHP
May 12:	Zach Fish, Oklahoma State, Jr., OF/DH	Jon Perrin, Oklahoma State, Jr., RHP	Stephen Villines, Kansas, Fr., RHP
May 19:	Adam Kirsch, Texas Tech, Sr., OF/DH	Dillon Peters, Texas, Jr., RHP	Tres Barrera, Texas, Fr., C

2013	PLAYER	PITCHER	NEWCOMER
Feb. 18:	Matt Oberste, OU, Jr., INF	Dillon Overton, OU, Jr., LHP	Tanner Krietemeier, OSU, Jr., IB
Feb. 25:	Matt Oberste, OU, Jr., INF	Trey Masek, TTU, Jr., RHP	Jacob Rice, WVU, Jr., OF
March 4:	Cal Towe, BU Sr., 3B	Max Garner, BU, Sr., RHP	Boomer White, TCU, Fr., DH/OF
March 11:	Michael Suiter, KU, So., OF	Jonathan Gray, OU, Jr., RHP	Devon Conley, TTU, Jr., OF
March 18:	Zach Fish, OSU, So., RF	Jonathan Gray, OU, Jr., RHP	Jonny Drozd, TTU, Jr., LHP
March 25:	Tanner Witt, K-STATE, Sr., OF	Harrison Musgrave, WVU, So., LHP	Jacob Evans, OU, Fr., LHP
April 1:	Grayson Porter, BU, Jr., OF	Jonathan Gray, OU, Jr., RHP	Jake Barrios, TTU, Jr., 3B
April 8:	Jon Davis, K-STATE, Sr., OF	Dillon Peters, UT, So., LHP	Jordan Piché, KU Jr., RHP
April 15:	Cal Towe, BU, Sr., 3B	Dillon Overton, OU, Jr., LHP	Jordan Piché, KU, Jr., RHP
April 22:	Robbie Rea, OSU Sr., 3B	Harrison Musgrave, WVU, So., LHP	Jake Matthys, K-STATE, Fr., RHP
April 29:	Lawton Langford, BU, Jr., 2B	Harrison Musgrave, WVU, So., LHP	Tyler Nurdin, OSU, So., LHP
May 6:	Matt Frazer, WVU, Jr., DH	Mark Robinette, OSU, Jr., RHP	Jordan Piché, KU, Jr., RHP
May 13:	Gage Green, OSU, So., C/OF	Harrison Musgrave, WVU, So., LHP	Hector Lorenzana, OU, Jr., 2B
May 20:	Mitch Meyer, K-STATE, So., DH/OF	Tyler Nurdin, OSU, So., LHP	Jake Matthys, K-STATE, Fr., RHP

2012	PLAYER	PITCHER	NEWCOMER
Feb. 20:	Dane Opel, MU Jr.	Thomas Taylor, KU, Jr.	Brooks Marlow, UT, Fr.
Feb. 27:	Logan Vick, BU Jr.	Trent Blank, BU, Sr.	Chase Stevens, OSU, Jr.
March 5:	Jonathan Walsh, UT, Jr.	Jordan John, OU, So.	Brooks Marlow, UT, Fr.
March 12:	Jake Brown, K-STATE, Sr. Robbie Rea, OSU, Jr.	Ross Stripling, TAMU, Sr.	Jonathan Gray, OU, So.
March 19:	Logan Vick, BU Jr.	Dillon Overton, OU, So.	
March 26:	Max Muncy, BU, Jr.	Andrew Heaney, OSU, Jr.	Parker French, UT, Fr.
April 2:	Jake Miller, BU, Jr. Hunter Lockwood, OU, Fr.	Michael Wacha, TAMU, Jr.	Blake Holovach, MU, Jr.
April 9:	Erich Weiss, UT, So.	Duke von Schamann, TTU, So.	Hunter Lockwood, OU, Fr.
April 16:	Josh Ludy, BU, Sr.	Josh Turley, BU, Jr.	Adam Toth, BU, Fr.
April 23:	Josh Ludy, BU, Sr.	Michael Wacha, TAMU, Jr.	Michael Howard, BU, Fr.
April 30:	Max White, OU, Jr.	Frank Duncan, KU, So.	Damien Magnifico, OU, Jr.
May 7:	Jared King, K-STATE, So.	Rob Zastrzynny, MU, So.	Nathan Orf, BU, Jr.
May 14:	Wade Hinkle, K-STATE, Sr.	Andrew Heaney, OSU, Jr.	John Curtiss, UT, Fr.
May 21:	Matt Juengel, TAMU, Sr.	Ross Stripling, TAMU, Sr.	Trey Whaley, OSU, Jr.
		Frank Duncan, KU, So.	John Miles, MU, Fr.
			Steven Okert, OU, Jr.
			Joe Flattery, K-STATE Jr.

2011	PLAYER	PITCHER	NEWCOMER
Feb. 21	Garrett Buechele, OU, Jr.	Taylor Jungmann, UT, Jr.	Kelby Tomlinson, TTU, Jr.
Feb. 28	Garrett Buechele, OU, Jr.	John Stilson, TAMU, Jr.	Jordan John, OU, Fr.
March 7	Landis Ware, BU, Sr.	Michael Rocha, OU, Sr.	Gabe Weidenaar, OSU, Jr.
March 14	Chris Slater, BU, Sr.	Logan Verrett, BU, Jr.	Chris Marlowe, OSU, Jr.
March 21	Stephen Hagen, TTU, Jr.	Ross Stripling, TAMU, Jr.	Erich Weiss, UT, Fr.
March 28	Jamodrick McGruder, TTU, Fr.	Brad Propst, OSU, Sr.	Andre Wheeler, TTU, Fr.
April 4	Davis Duren, OSU, Sr.	Michael Rocha, OU, Sr.	Krey Bratsen, TAMU, Fr.
April 11	Jason Brunansky, KU, Jr.	Kyle Hunter, K-STATE, Jr.	Lucas Kephart, UT, Jr.
April 18	Tyler Ogle, OU, Jr.	Ross Stripling, TAMU, Jr.	Jared King, K-STATE, Fr.
			Erich Weiss, UT, Fr.
			Zach Johnson, OSU, Jr.



April 25	Conner Mach, MU, Jr.	James Allen, K-STATE, Jr.	Krey Bratsen, TAMU, Fr.
May 2	Stephen Hagen, TTU, Jr.	John Stilson, TAMU, Jr.	Dillon Overton, OU, Fr.
May 9	Jonah Schmidt, MU, Sr.	Taylor Jungmann, UT, Jr.	Jared King, K-STATE, Fr.
May 16	Max Muncy, BU, So.	Taylor Jungmann, UT, Jr.	Ka'iana Eldredge, KU, Fr.
May 23	Jake Miller, BU, So.	Mike Strong, OSU, Jr.	Duke von Schamann, TTU, Fr.
		Ross Stripling, TAMU, Jr.,	

2010	PLAYER	PITCHER
Feb. 22	Brodie Greene, TAMU, Sr.	Shawn Tolleson, BU, Jr.
March 1	Aaron Senne, MU, Sr.	Chad Bettis, TTU, Jr.
March 8	Raynor Campbell, BU, Sr.	Cameron Selik, K-STATE, Sr.
March 15	Casey Lytle, KU, Jr.	Cole Green, UT, Jr.
March 22	Adam Bailey, NU, Sr.	Jeremy Erben, OU, Jr.
March 29	Robby Price, KU, Sr.	Barret Loux, TAMU, Jr.
April 5	Robby Price, KU, Sr.	Brett Bochy, KU, Jr.
April 12	Aaron Senne, MU, Sr.	Brandon Workman, UT, Jr.
April 19	Barrett Barnes, TTU, Fr.	Brett Bochy, KU, Jr.-RS
April 26	Cameron Rupp, UT, Jr.	Tom Lemke, NU, Fr.
May 3	Danny Black, OU, Jr.	Thomas Keeling, OSU, Jr.
May 10	Robby Price, KU, Sr.	Logan Verrett, BU, So.
May 17	Adam Smith, TAMU, So.	Cole Green, UT, Jr.
May 24	Garrett Buechele, OU, So.	Cole Green, UT, Jr.
		T.J. Walz, KU, Jr.
		Jack Mayfield, OU, Fr.
		Nick Tepesch, MU, Jr.
		Barret Loux, TAMU, Jr.
		Chance Ruffin, UT, Jr.

2009	PLAYER	PITCHER
Feb. 23	Caleb Shofner, TAMU, So.	Shaefter Hall, KU, Jr.
March 2	Adam Bailey, NU, Jr.	Brandon Workman, UT, So.
March 9	Aaron Miller, BU, Jr.	Ryan Duke, OU, So.
March 16	Kevin David, OSU, So.	Kyle Gibson, MU, Jr.
March 23	J.T. Wise, OU, Sr.	Kyle Gibson, MU, Jr.
March 30	Tyler Farst, NU, Jr.	A.J. Morris, K-STATE, Jr.
April 6	Shaver Hansen, BU, Jr.	Nick Fleace, TAMU, So.
April 13	Dustin Dickerson, BU, Jr.	T.J. Walz, KU, So.
April 20	Greg Folgla, MU, Jr.	Chad Bettis, TTU, So.
April 27	Bryant Hernandez, OU, Jr.	Austin Wood, UT, Sr.
May 4	Kyle Colligan, TAMU, Sr.	Chase Anderson, OU, Jr.
May 11	Tony Thompson, KU, So.	Brad Buehler, MU, So.
May 18	Greg Folgla, MU, Jr.	Ross Hales, TAMU, Fr.
	Buck Afenir, KU, Fr.-RS	Sean Yost, NU, Fr.

2008	PLAYER	PITCHER
Feb. 25	Tyrone Hambly, OSU, Jr.	Kendal Volz, BU, So.
March 3	Rebel Ridling, OSU, Sr.	Michael Rocha, OU, Fr.
March 10	Roger Kieschnick, TTU, Jr.	Johnny Dorn, NU, Sr.
March 17	Craig Corriston, NU, Sr.	Brooks Raley, TAMU, Fr.
March 24	Nick Sullivan, NU, Jr.	Shawn Tolleson, BU, Fr.
March 31	Doug Thennis, TTU, Sr.	Aaron Crow, MU, Jr.
April 7	Ben Booker, BU, Jr.	Lance Hoge, K-STATE, Jr.
April 14	Jacob Priday, MU, Sr.	Aaron Crow, MU, Jr.
April 21	Neil Medchill, OSU, So.	Andrew Oliver, OSU, So.
April 28	Luke Anders, TAMU, Jr.	Travis Starling, TAMU, So.
May 5	John Allman, KU, Sr.	Brad Hutt, K-STATE, Sr.
May 12	José Duran, TAMU, Jr.	Kenn Kasperek, UT, Jr.
May 19	Roger Kieschnick, TTU, Jr.	Kyle Gibson, MU, So.
		Tyler Lyons, OSU, So.
		Austin Wood, UT, Jr.

2007	PLAYER	PITCHER
Feb. 12	Kyle Russell, UT, So.	Oliver Odle, OSU, Sr.
Feb. 19	Doug Thennis, TTU, Sr.	Adrian Alaniz, UT, Jr.
Feb. 26	Jake Opitz, NU, Jr.	Kyle Nicholson, TAMU, Sr.
March 5	Aaron Reza, OU, Jr.	Heath Taylor, OU, Jr.
	Blake Stouffer, TAMU, Jr.	

March 12	Jeff Tezak, NU, Jr.	Colt Hynes, TTU, Sr.
March 19	Corey Brown, OSU, Jr.	Justin Friend, OSU, Jr.
March 26	Beamer Weems, BU, So.	Kyle Nicholson, TAMU, Sr.
April 2	Rebel Ridling, OSU, Jr.	Tony Watson, NU, Jr.
April 9	Andrew Brown, NU, Sr.	Adrian Alaniz, UT, Jr.
April 17	Ty Wright, OSU, Sr.	Rick Zagone, MU, So.
April 23	Kyle Russell, UT, So.	Tony Watson, NU, Jr.
April 30	Jacob Priday, MU, Jr.	Chase Bayuk, K-STATE, Jr.
May 7	Blake Stouffer, TAMU, Jr.	Stephen Portier, OU, So.
May 14	Tyler Mach, OSU, Sr.	Tony Watson, NU, Jr.
		Austin Wood, UT, So.
		Wade Mackey, BU, Fr.
		David Newmann, TAMU, Jr.

2006	PLAYER	PITCHER
Feb. 14	Gus Milner, KU, Sr.	Don Cxyz, KU, Sr.
Feb. 21	Joseph Hughes, OU, Jr.	Joba Chamberlain, NU, Jr.
Feb. 28	Kyle Russell, UT, Fr.	Max Scherzer, MU, Jr.
March 7	Nick Peoples, UT, Jr.	Joba Chamberlain, NU, Jr.
March 14	Jacob Priday, MU, So.	Daniel McCutchen, OU, Jr.
March 21	Chase Gerdes, BU, Jr.	Johnny Dorn, NU, So.
Mar. 28	Brandon Buckman, NU, Sr.	Kenn Kasperek, UT, So.
April 4	Ryan Wehrle, NU, So.	Miles Morgan, TTU, Fr.
April 11	Carson Kainer, UT, Jr.	Kyle McCulloch, UT, Jr.
April 18	Brandon Farr, K-STATE, Sr.	Nathan Culp, MU, Jr.
April 25	Tyler Mach, OSU, Jr.	Kyle McCulloch, UT, Jr.
May 2	Nick Jaros, NU, Jr.	Ryan LaMotta, BU, Sr.
May 9	Jason Meyer, TAMU, Jr.	Jason Meyer, TAMU, Jr.
May 16	Tyler Mach, OSU, Jr.	Johnny Dorn, NU, So.
May 23	Shelby Ford, OSU, Jr.	Aaron Odom, TTU, Jr.
		Brae Wright, OSU, Sr.
		Nathan Culp, MU, Jr.
		Brad Hutt, K-STATE, So.
		Riley Boening, UT, Fr.
		Brae Wright, OSU, Sr.
		Brad Hutt, K-STATE, So.
		Daniel McCutchen, OU, Jr.

2005	PLAYER	PITCHER
Feb. 15	Matt Baty, KU, Jr.	Cory VanAllen, BU, So.
Feb. 22	Drew Stubbs, UT, So.	Cory VanAllen, BU, So.
March 1	A.J. Van Slyke, KU, Jr.	Joba Chamberlain, NU, So.
March 8	Terry Blunt, K-STATE, Jr.	Mark McCormick, BU, Jr.
March 15	James Boone, MU, Jr.	Jason Meyer, TAMU, So.
March 22	Alex Gordon, NU, Jr.	Kyle McCulloch, UT, So.
March 29	Alex Gordon, NU, Jr.	Mark McCormick, BU, Jr.
April 5	Andrew Baldwin, TAMU, Sr.	Brian Wyatt, TTU, Jr.
April 12	Gus Milner, KU, Jr.	Steven Guerra, OU, Jr.
April 19	Cameron Blair, TTU, Sr.	Scott Richmond, OSU, Sr.
April 26	Drew Stubbs, UT, So.	Max Scherzer, MU, So.
May 3	A.J. Van Slyke, KU, Jr.	J. Brent Cox, UT, Jr.
May 10	David Maroul, UT, Sr.	Adrian Alaniz, UT, Fr.
	Steve Murphy, K-STATE, Jr.	Joba Chamberlain, NU, So.
		Robert Ray, TAMU, Sr.
		Chase Mitchell, K-STATE, Jr.
		Don Cxyz, KU, Jr.
		Will Savage, OU, Jr.



May 17	Curtis Ledbetter, NU, Sr.	Abe Woody, BU, Jr.
	Cameron Blair, TTU, Sr.	Max Scherzer, MU, So.
May 23	Ryan Rohlfinger, OU, Jr.	Mark McCormick, BU, Jr.
	Adam Carr, OSU, Jr.	

2004	PLAYER	PITCHER
Feb. 10	Josh Brady, TTU, Jr.	Huston Street, UT, Jr.
Feb. 17	Seth Johnston, UT, Jr.	Cory VanAllen, BU, Fr.
		David Purcey, OU, Jr.
		Zach Jackson, TAMU, Jr.
Feb. 24	Cliff Pennington, TAMU, So.	Justin Moore, TAMU, Sr.
March 2	Austin Boggs, TAMU, Fr.	Daniel Rew, OSU, Sr.
		Sam LeCure, UT, So.
March 9	Michael Mask, TTU, Jr.	Jim Ripley, K-STATE, Sr.
		J.P. Howell, UT, Jr.
March 16	James Boone, MU, So.	J.P. Howell, UT, Jr.
March 23	Josh Ford, BU, Jr.	Mark McCormick, BU, So.
	Madison Edwards, TTU, Jr.	
March 30	Steve Murphy, K-STATE, So.	Jarod McAuliff, OU, Jr.
		Spencer Grogan, OSU, Jr.
April 6	Michael Griffin, BU, Jr.	Zach Kroenke, NU, So.
	Ole Sheldon, OU, Jr.	
April 13	Josh Brady, TTU, Jr.	Sam LeCure, UT, So.
		Zach Jackson, TAMU, Jr.
April 20	Curtis Ledbetter, NU, Jr.	J.P. Howell, UT, Jr.
	Ty Wright, OSU, Fr.	
April 27	Taylor Teagarden, UT, So.	Jason Meyer, TAMU, Fr.
May 4	Cameron Blair, TTU, Jr.	Garrett Broshuis, MU, Jr.
		Zach Jackson, TAMU, Jr.
May 11	Eric Thornton, OU, Jr.	Mark Alexander, MU, Sr.
May 18	Paul Witt, BU, Jr.	Corey Gerstner, TTU, Sr.
	Ole Sheldon, OU, Jr.	
May 24	Josh Ford, BU, Jr.	Justin Pekarek, NU, Sr.
	Cory Patton, TAMU, Sr.	Mark Roberts, OU, Sr.

2003	PLAYER	PITCHER
Feb. 11	Ryan Baty, KU, Jr.	Scott Baker, OSU, Jr.
Feb. 18	Travis Metcalf, KU, So.	Logan Kensing, TAMU, So.
Feb. 25	Chris Durbin, BU, Sr.	Kevin Wheeler, KU, Sr.
March 4	Ross Bennett, BU, Sr.	Brian Duensing, NU, So.
March 11	Jay Yaconetti, OU, Jr.	Ryan Knippschild, KU, Jr.
March 18	Dustin Majewski, UT, Sr.	Matt Farnum, TAMU, Jr.
March 25	Jason Jaramillo, OSU, So.	Jeff Karetens, TTU, Jr.
April 1	Zane Taylor, MU, Fr.	Zach Kroenke, NU, Fr.
		Aaron Marsden, NU, Jr.
April 8	Jose Virgil, OSU, Sr.	Scott Baker, OSU, Jr.
	Tim Moss, UT, Jr.	
April 15	Justin Ruggiano, TAMU, Jr.	Brandon Johnson, KU, Jr.
April 22	Zack Saunders, K-STATE, Jr.	Aaron Marsden, NU, Jr.
April 29	Chris Durbin, BU, Sr.	Kyle Parcus, TAMU, Jr.
	Curtis Ledbetter, NU, So.	Huston Street, UT, So.
May 6	Eddie Cornejo, OU, Sr.	John Urlick, OSU, Jr.
May 13	Christian Colonel, TTU, Jr.	Brian Finch, TAMU, Jr.
		Robert Ray, TAMU, Fr.
May 20	Cory Patton, TAMU, Jr.	Aaron Marsden, NU, Jr.

2002	PLAYER	PITCHER
Feb. 11	Tim Hartshorn, BU, Sr.	Scott Phillips, TTU, Sr.
Feb. 18	Dustin Majewski, UT, Jr.	Jared Theodorakos, BU, Jr.
	Matt Alexander, TAMU, So.	
Feb. 25	Tim Moss, UT, So.	Shane Komine, NU, Sr.
March 4	Mike Huggins, BU, Jr.	Jamie Rodrigue, NU, Jr.
March 11	Jason Fransch, OU, Jr.	Steven White, BU, Jr.
March 18	Scotter Jordan, TTU, Jr.	Aaron Marsden, NU, So.
		Brad Halsey, UT
March 25	Paul Powell, OSU, Sr.	Shane Komine, NU, Sr.
April 1	Osmar Castillo, K-STATE, Sr.	Justin Simmons, UT, So.
April 8	Jed Morris, NU, Jr.	Mitch Walter, K-STATE, Jr.
		Jesen Merle, UT, Jr.

April 15	Lee Laskowski, MU, So.	Chris Reilly, OSU, Jr.
April 22	Mick Weiss, MU, Sr.	David Purcey, OU, Fr.
April 29	Ty Soto, K-STATE, So.	Aaron Marsden, NU, So.
	Mike Huggins, BU, Jr.	Dan Olson, KU
May 6	Rob Watson, OSU, Sr.	Mark Roberts, OU, So.
	J.D. Reininger, UT, Fr.	
May 13	Jed Morris, NU, Jr.	Brock Smith, K-STATE, Sr.
May 20	Jason Fransch, OU, So.	Jonathan Gutierrez, K-STATE, Jr.
		Dusty Buck, TTU, Jr.

2001	PLAYER	PITCHER
Feb. 6	Jerome Godsey, OU, Sr.	Scott Baker, OSU, Fr.
Feb. 12	Josh Cavender, K-STATE, Sr.	Steven White, BU, So.
Feb. 19	Mike Huggins, BU, So.	Albert Montes, UT, Jr.
Feb. 26	Rob Conway, ISU, Sr.	Matt Farnum, TAMU, Fr.
March 5	Omar Quintanilla, UT, Fr.	Pete Smart, KU, Sr.
		Shane Komine, NU, Jr.
March 12	Roy York, OSU, Sr.	Chris Russ, TAMU, Sr.
		Chris Phillips, TTU, Jr.
March 19	Lee Laskowski, MU, Fr.	Brandon Roberson, TTU, Sr.
March 26	Matt Williams, BU, Sr.	Todd Deininger, TAMU, So.
	Jayne Tingler, MU, So.	
April 2	Omar Quintanilla, UT, Fr.	Alan Bomer, ISU, So.
April 8	Greg Dobbs, OU, Sr.	Justin Simmons, UT, Fr.
		Matt Farnum, TAMU, Fr.
April 16	Pat Maloney, K-STATE, So.	Shane Komine, NU, Jr.
April 23	Austin Cranford, TTU, Jr.	Pete Smart, KU
		Gerrit Simpson, UT, Jr.
April 30	Mark English, K-STATE, Sr.	Alan Bomer, ISU, So.
	Ryan Stegall, MU, Jr.	
May 7	Charlie Frasier, OU, Jr.	Luke Robertson, K-STATE, Jr.
May 14	Joe Urban, ISU, Sr.	Nick McCurdy, OSU, Jr.

2000	PLAYER	PITCHER
Feb. 7	Rob Conway, ISU, Jr.	Phil Seibel, UT, Jr.
Feb. 14	Doug Dreher, KU, Jr.	Beau Hale, UT, Jr.
Feb. 21	Roy York, OSU, Jr.	Logan Dale, MU, Jr.
Feb. 28	Chaz Eiguren, TTU, Sr.	Chad Hawkins, BU, Sr.
March 6	Jayne Tingler, MU, Fr.	D.J. Jones, UT, Sr.
March 13	Jaime Bubela, BU, Jr.	Khalid Ballouli, TAMU, So.
March 20	Carlos Gautreaux, OSU, Sr.	Jamie Rodrigue, NU, Fr.
March 27	Daylan Holt, TAMU, Jr.	Shane Komine, NU, So.
April 3	Rick Park, OU, Sr.	Matt Smith, OSU, Jr.
April 10	Chad Tabor, K-STATE, Sr.	Shane Komine, NU, So.
April 17	Dan Johnson, NU, Jr.	Kyle Evans, BU, Jr.
April 24	Rick Park, OU, Sr.	Mike Laesch, ISU, Sr.
May 1	Matt Hopper, NU, Fr.	Kyle Evans, BU, Jr.
May 8	Luke Scott, OSU, Jr.	Shane Komine, NU, So.
May 15	Landon Brandes, MU, So.	Matt Smith, OSU, Jr.

1999	PLAYER	PITCHER
Feb. 8	Jon Weber, TTU, Jr.	Scott Dunn, UT, Jr.
Feb. 15	Ken Harvey, NU, Jr.	Jason Jennings, BU, Jr.
Feb. 22	Jason Aspito, UT, So.	D.J. Jones, UT, Jr.
March 1	Ryan Stegall, MU, Fr.	Shane Wright, TTU, Sr.
March 8	Ken Harvey, NU, Jr.	Jody Harris, MU, Jr.
March 15	Jason Cox, UT, Sr.	Kevin Tracey, TTU, Jr.
March 22	John Nelson, KU, So.	Casey Fossum, TAMU, Jr.
March 29	Lamont Matthews, OSU, Jr.	Jason Jennings, BU, Jr.
April 5	J.R. Warner, MU, So.	Jason Jennings, BU, Jr.
	Dell Lindsey, TAMU, Jr.	
April 12	Ken Harvey, NU, Jr.	Casey Fossum, TAMU, Jr.
April 19	Ken Harvey, NU, Jr.	Shane Komine, NU, Fr.
April 26	Jon Williams, MU, So.	Casey Fossum, TAMU, Jr.
		Chris George, MU, Sr.
May 3	Tommy Nicholson, UT, So.	Derek Anderson, K-STATE, Sr.
May 10	Tommy Whiteman, OU, Fr.	Jeremy Krismer, OSU, Jr.
May 17	Casey Bookout, OU, Sr.	Brian Curtin, ISU, So.
	Jay McCullough, OSU, Sr.	



1998	PLAYER	PITCHER
Feb. 9	Casey Bookout, OU, Jr.	Ryan Rupe, TAMU, Sr.
Feb. 16	Josh Bard, TTU, So.	Ryan Rupe, TAMU, Sr.
Feb. 23	Charley Carter, BU, Sr.	Curt Kautsch, UT, Jr.
March 2	Jose Montenegro, OU, Sr.	Justin Stine, MU, Jr.
March 9	Josh Dimmick, KU, Sr.	Jason Jennings, BU, So.
March 16	Charley Carter, BU, Sr.	Ryan Rupe, TAMU, Sr.
March 23	Aaron Runk, ISU, So.	Shane Wright, TTU, Jr.
March 30	Jon Topolski, BU, Jr.	Jay Bell, MU, Sr.
April 6	Griffin Moore, MU, Sr.	Nathan Hilton, ISU, Jr.
April 13	Chris Edelstein, UT, Sr.	Geoff Geary, OU, Sr.
April 20	Josh Bard, TTU, So.	Matt Smith, OSU, Fr.
April 27	Ryan Fry, MU, Sr.	Matt Smith, OSU, Fr.
May 3	Craig Kuzmic, TAMU, Jr.	Ryan Rupe, TAMU, Sr.
May 10	Josh Dimmick, KU, Sr.	Jared Hoerman, OU, Jr.

1997	PLAYER	PITCHER
Feb. 10	Jeff Guiel, OSU, Sr.	Chris Speerstra, UT, Jr.
Feb. 17	Scott Poepard, K-STATE, Sr.	Kendal Adare, UT, Sr.
Feb. 24	Les Walrond, KU, So.	Steve Fish, NU, Sr.
March 3	David Johnson, UT, Sr.	Ryan Jamison, MU, Fr.
March 10	Rusty McNamara, OSU, Sr.	Kris Lambert, BU, Sr.
March 17	Todd Sears, NU, Jr.	Jason Gooding, TTU, Jr.
March 24	Johnny Hunter, TAMU, Sr.	David Johnson, K-STATE, Jr.
March 31	Josh Bard, TTU, Fr.	Ryan Seifert, ISU, Jr.
April 7	Joe Dillon, TTU, Sr.	Jon Adkins, OSU, So.
April 14	Jon Topolski, BU, So.	Kevin Olsen, OU, Jr.
April 21	Javier Flores, OU, Sr.	Rad Weaver, UT, Jr.
April 28	Bill Uelmen, ISU, Jr.	Shane Wright, TTU, So.
May 5	Scott Peopard, K-STATE, Sr.	Steve Fish, NU, Sr.
May 12	Matt Garrick, TAMU, Jr.	John Sneed, TAMU, Jr.

ALL-TIME WEEKLY AWARD LEADERS

PLAYER OF THE WEEK - CAREER

Name, School	No.	Seasons
Ken Harvey, NU	4	1999 (4)
Mike Huggins, BU	3	2002 (2), 01
Robby Price, KU	3	2010 (3)
Jacob Friday, MU	3	2006, 07, 08
Curtis Ledbetter, NU	3	2005, 04, 03
Garrett Buechele, OU	3	2011 (2), 10
Tyler Mach, OSU	3	2007, 06 (2)
Kyle Russell, UT	3	2007 (2), 06
Blake Stouffer, TAMU	3	2007 (3)
Cameron Blair, TTU	3	2005 (2), 04
Roger Kieschnick, TTU	3	2008 (2), 06

PITCHER OF THE WEEK - CAREER

Name, School	No.	Seasons
Shane Komine, NU	7	2002 (2), 01 (2), 00 (2), 1999
Ross Stripling, TAMU	5	2012 (2), 11 (3)
Aaron Marsden, NU	5	2003 (2), 2002
Harrison Musgrave, WVU	4	2013 (4)
Mark McCormick, BU	4	2005 (3), 04
Jason Jennings, BU	4	1999 (3), 98
Joba Chamberlain, NU	4	2006 (2), 05 (2)
Ryan Rupe, TAMU	4	1998 (4)
Matt Smith, TAMU	4	2000 (2), 1998 (2)
Frank Duncan, KU	3	2014 (1), 13 (2)
Dillon Peters, UT	3	2014 (2), 13 (1)
Jonathan Gray, OU	3	2013 (3)
Dillon Overton, OU	3	2013 (2), 12
Michael Rocha, OU	3	2011 (2), 08
Cole Green, UT	3	2010 (3)
Kyle Gibson, MU	3	2009 (2), 08
Johnny Dorn, NU	3	2008, 06 (2)
Adrian Alaniz, UT	3	2007 (2), 05
Tony Watson, NU	3	2007 (3)
Max Scherzer, MU	3	2006 (2), 05
Kyle McCulloch, UT	3	2006 (2), 05
Jason Meyer, TAMU	3	2006, 05, 04
Brad Hutt, K-STATE	3	2008, 06 (2)
Cory Van Allen, BU	3	2005 (2), 04
Zach Jackson, TAMU	3	2004 (3)
J.P. Howell, UT	3	2004 (3)
Scott Baker, OSU	3	2003 (2), 01
Matt Farnum, TAMU	3	2003, 01 (2)
Casey Fossum, TAMU	3	1999 (3)
Shane Wright, TTU	3	1999, 98, 97
Josh Bard, TTU	3	1997, 1998 (2)

MOST COMBINED CAREER WEEKLY AWARDS

Name, School	No.	Seasons
Jordan Piché, KU	4	2014 (Pitcher), 2013 (3 Newcomer)
Jonathan Gray, OU	4	2013 (3, Pitcher) 2012 (1 Newcomer)
Dillon Overton, OU	4	2013 (2 Pitcher), 2012 (1 Pitcher) 2011 (1 Newcomer)
Jared King, K-STATE	3	2012 (1 Player), 2011 (2 New)
Erich Weiss, UT	3	2012 (1, Player), 2011 (2 New)



ALL-TIME WEEKLY AWARD LEADERS

PLAYER OF THE WEEK - SEASON

Name, School	No.	Seasons
Ken Harvey, NU	4	1999
Robby Price, KU	3	2010
Blake Stouffer, TAMU	3	2007

PITCHER OF THE WEEK - SEASON

Name, School	No.	Seasons
Harrison Musgrave, WVU	4	2013
Ryan Rupe, TAMU	4	1998
Jonathan Gray, OU	3	2013
Taylor Jungmann, UT	3	2011
Ross Stripling, TAMU	3	2011
Cole Green, UT	3	2010
Tony Watson, NU	3	2007
Mark McCormick, BU	3	2005
J.P. Howell, UT	3	2004
Zach Jackson, TAMU	3	2004
Aaron Marsden, NU	3	2003
Shane Komine, NU	3	2000
Jason Jennings, BU	3	1999
Casey Fossum, TAMU	3	1999

NEWCOMER OF THE WEEK - SEASON

Name, School	No.	Seasons
Jordan Piché, KU	3	2013
Jake Matthys, K-STATE	2	2013
Brooks Marlow, UT	2	2012
Jared King, K-STATE	2	2011
Erich Weiss, UT	2	2011
Krey Bratsen, TAMU	2	2011

WEEKLY AWARDS BY SCHOOL

School	Player	Pitcher	Newcomer	Total
Baylor	39	32	6	77
Iowa State	5	6	--	11
Kansas	21	18	6	45
Kansas State	22	17	7	46
Missouri	25	22	2	49
Nebraska	25	33	0	58
Oklahoma	33	28	10	71
Oklahoma State	33	29	7	69
TCU	2	4	3	9
Texas	26	48	9	83
Texas A&M	23	44	2	69
Texas Tech	28	19	9	56
West Virginia	3	5	2	7

TEAM SINGLE-SEASON LEADERS

MOST PLAYER OF THE WEEK SELECTIONS

School	No.	Season
Baylor	6	2012
Texas Tech	5	2004
Baylor	4	2013, 11, 04
Kansas	4	2010, 05
Oklahoma State	4	2007, 06
Nebraska	4	1999

MOST PITCHER OF THE WEEK SELECTIONS

School	No.	Season
Baylor	6	2005
Texas	6	2004
Oklahoma	5	2013
Texas	5	2010
Texas A&M	5	2004, 03
Nebraska	5	2003, 02

MOST NEWCOMER OF THE WEEK SELECTIONS

School	No.	Season
Oklahoma	4	2012
Texas	4	2012
Kansas	3	2013
Texas Tech	3	2014, 13, 11
Baylor	3	2014, 12
Oklahoma State	3	2011
Texas	3	2011

MOST SINGLE-SEASON WEEKLY SELECTIONS

School	No.	Season
Baylor	11	2012
Oklahoma	9	2013
TCU	8	2014
Oklahoma	8	2012
Texas	8	2004
Texas A&M	8	2004
Baylor	7	2014
Oklahoma State	7	2013
Oklahoma	7	2011
Kansas	7	2010
Nebraska	7	2006
Texas	7	2006
Texas A&M	7	2003

*Newcomer of the Week was awarded beginning with the 2011 season.

**1997****FIRST TEAM**

Jason Jennings, Baylor, Fr.
 Matthew Marcom, Baylor, Jr.
 Eric Nelson, Baylor, So.
 Jon Topolski, Baylor, So.
 Sam Blahnik, Iowa State, So.
 Chris Grubb, Iowa State, Sr.
 Aaron Runk, Iowa State, Fr.
 Ryan Seifert, Iowa State, Jr.
 Josh Dimmick, Kansas, Jr.
 Craig Stewart, Kansas, Sr.
 Chris Traylor, Kansas State, Jr.
 Jason Wells, Kansas State, So.
 Aaron Jaworowski, Missouri, Jr.
 Giffin Moore, Missouri, Jr.
 Jarod Bearinger, Nebraska, So.
 Brian Doerr, Nebraska, Fr.
 Erik Mumm, Nebraska, So.
 Aron Amundson, Oklahoma, Jr.
 Jeffrey Andra, Oklahoma, Jr.
 Nathan Bennett, Oklahoma, So.
 Harold Betts, Oklahoma, Fr.
 Casey Bookout, Oklahoma, So.
 Hunter Covitz, Oklahoma, So.
 Paul McCurtain, Oklahoma, Jr.
 Luke McFarland, Oklahoma, So.
 Valentino Pascucci, Oklahoma, Fr.
 Kendall Prather, Oklahoma, Fr.
 Jeremy Vidales, Oklahoma, Fr.
 Billy Gasparino, Oklahoma State, Fr.
 Josh Holliday, Oklahoma State, So.
 Rusty Puffinbarger, Oklahoma State, Jr.
 Brian Thomas, Oklahoma State, Sr.
 Ryan Chapple, Texas, Jr.
 Brett Loeffler, Texas, Jr.
 Dan Roth, Texas, So.
 Chris Fulbright, Texas A&M, Fr.
 Robert Fullick, Texas A&M, So.
 Matt Garrick, Texas A&M, Jr.
 Jimmy Frush, Texas Tech, Sr.
 Johnny Hunter, Texas A&M, Sr.
 Brandon Buckley, Texas Tech, So.
 Steve Richardson, Texas Tech, Fr.

HONORABLE MENTION

Scott Grawe, Iowa State, Jr.
 Jason Mathys, Iowa State, Jr.
 Nathan Teut, Iowa State, Jr.
 Mark Corson, Kansas, Fr.
 Brett Kappelmann, Kansas, Fr.
 Stephen Matthews, Kansas, Sr.
 Logan Overman, Kansas, Fr.
 Shane Wedd, Kansas, Fr.
 Chris Williams, Kansas, So.
 Garrett Bell, Kansas State, Fr.
 Ryan Buell, Kansas State, Sr.
 Casey Cook, Kansas State, Fr.
 Joshua Marn, Kansas State, Jr.
 David Meares, Kansas State, Jr.
 Eric Sommerhauser, Kansas State, Jr.
 Ryan Fry, Missouri, Jr.
 Jeffrey Terrell, Missouri, Sr.
 Matt Drevo, Nebraska, Fr.
 Craig Moore, Nebraska, So.
 Chad Cochell, Oklahoma, So.
 Geoffrey Geary, Oklahoma, Jr.
 Chad Axton, Oklahoma State, Fr.
 Sky Checotah, Oklahoma State, Jr.

Ryan Folmar, Oklahoma State, Sr.
 Neil Forstythe, Oklahoma State, Sr.
 Rusty McNamara, Oklahoma State, Sr.
 Shane Robinson, Oklahoma State, Jr.
 Charley Carter, Texas, Jr.
 Mark Cridland, Texas, Jr.
 Scott Dunn, Texas, Fr.
 Joey Hart, Texas, Fr.
 Morgan Hull, Texas, Fr.
 Carl McClosky, Texas, Sr.
 Chance Caple, Texas A&M, Fr.
 Jason Tyner, Texas A&M, So.
 Courtney Weller, Texas A&M, Fr.
 Carter Ayers, Texas Tech, Jr.
 Brent Huddleston, Texas Tech, Jr.
 Brad Ralston, Texas Tech, So.
 Joe Smith, Texas Tech, Fr.
 Kirk Ulrich, Texas Tech, Jr.
 Monty Ward, Texas Tech, So.

1998**FIRST TEAM**

Charley Carter, Baylor, Sr.*
 Jason Jennings, Baylor, So.
 Matthew Marcom, Baylor, Sr.
 Eric Nelson, Baylor, Jr.
 John Topolski, Baylor, Jr.
 Preston Underdown, Baylor, So.
 Brad Bjorklund, Iowa State, Fr.
 Aaron Runk, Iowa State, So.
 Josh Dimmick, Kansas, Sr.*
 Brett Kappelmann, Kansas, So.
 Pete Smart, Kansas, Fr.
 Chris Williams, Kansas, Jr.
 Josh Marn, Kansas State, Sr.
 Ryan Fry, Missouri, Sr.
 Michael Ketelsen, Missouri, Sr.
 Griffin Moore, Missouri, Sr.
 Nick Wilfong, Missouri, Fr.
 Jarod Bearinger, Nebraska, Jr.
 Erik Mumm, Nebraska, Jr.
 Brian Rodaway, Nebraska, Fr.
 Matt Schuldt, Nebraska, Sr.
 Casey Bookout, Oklahoma, Jr.
 Grant Bergman, Oklahoma State, Jr.
 Billy Gasparino, Oklahoma State, Jr.
 Steve Hill, Oklahoma State, Sr.*
 Josh Holliday, Oklahoma State, Jr.
 James McAuliff, Oklahoma State, Fr.
 Rusty Puffinbarger, Oklahoma State, Sr.
 Brett Loeffler, Texas, Sr.
 Chance Caple, Texas A&M, So.
 Chris Fulbright, Texas A&M, So.
 Steve Scarborough, Texas A&M, So.
 Jason Tyner, Texas A&M, Jr.
 Brandon Buckley, Texas Tech, Jr.
 Brad Ralston, Texas Tech, Jr.
 Monty Ward, Texas Tech, Jr.

HONORABLE MENTION

Tom Wierzbicki, Iowa State, Fr.
 Mark Corson, Kansas, So.
 Doug Dreher, Kansas, Fr.
 Chad Schuster, Kansas, Jr.
 Mark English, Kansas State, So.
 Chet Savage, Kansas State, Sr.
 Nick Schwieder, Missouri, Sr.
 Jason Williams, Missouri, Fr.
 Paul McCurtain, Oklahoma, Jr.

Scott Sandusky, Texas A&M, Sr.
 John Scheschuk, Texas A&M, Jr.
 Erik Sobek, Texas A&M, Jr.
 Matt Ward, Texas A&M, Jr.
 Courtney Weller, Texas A&M, So.

1999**FIRST TEAM**

Preston Underdown, Baylor, Jr.
 Kyle Evans, Baylor, So.
 Mark Cogdill, Baylor, Jr.
 Eric Nelson, Baylor, Sr.
 Jon Topolski, Baylor, Sr.
 Jason Jennings, Baylor, Jr.
 Aaron Runk, Iowa State, Jr.
 Joe Siple, Iowa State, Jr.
 Brett Kappelmann, Kansas, Jr.
 Pete Smart, Kansas, So.
 Chris Williams, Kansas, Sr.
 Jeff Davis, Kansas, Fr.
 Matt Van Alsbury, Kansas, Fr.
 Lukas McKnight, Kansas, Fr.
 Michael Weiss, Missouri, Fr.
 Mike Ketelsen, Missouri, Sr.
 Jarod Baringer, Nebraska, Sr.
 Scott Fries, Nebraska, Jr.
 Brandt Vlieger, Nebraska, Jr.
 Erik Mumm, Nebraska, Sr.
 John Cole, Nebraska, Fr.
 Casey Bookout, Oklahoma, Sr.
 Hunter Covitz, Oklahoma, Grad.
 Rocky Cherry, Oklahoma, Fr.
 Carlos Gautreaux, Oklahoma State, Jr.*
 Grant Bergman, Oklahoma State, Jr.
 Billy Gasparino, Oklahoma State, Jr.
 Josh Holliday, Oklahoma State, Jr.
 Trevor Leu, Oklahoma State, Fr.
 Michael Lorsbach, Oklahoma State, Fr.
 Lance Smith, Oklahoma State, Jr.
 Beau Hale, Texas, So.
 Scott Dunn, Texas, Jr.
 Phil Seibel, Texas, So.
 Mike Pumo, Texas, Jr.
 Courtney Weller, Texas A&M, Jr.
 Ken Sundstrom, Texas A&M, Sr.

HONORABLE MENTION

Justin Taylor, Baylor, Fr.
 Tom Wierzbicki, Iowa State, So.
 Dave Rossman, Iowa State, So.
 Shane Wedd, Kansas, Jr.
 Jason Wells, Kansas St., Jr.
 Chet Savage, Kansas St., Sr.
 Mark English, Kansas St., So.
 Ryan Stegall, Missouri, Fr.
 Nick Wilfong, Missouri, So.
 Will Bolt, Nebraska, Fr.
 Adam Stern, Nebraska, Fr.
 Chad Cochell, Oklahoma, Jr.
 Joe Graham, Oklahoma, Jr.
 Evan Greusel, Oklahoma, Fr.
 Chris Haggard, Oklahoma State, So.
 Kevin Lucas, Oklahoma State, Jr.
 Toby Rhodes, Oklahoma State, Fr.
 Matt Smith, Oklahoma State, So.
 Dax Leone, Texas, Jr.
 Jeff Ontiveros, Texas, Fr.
 Chance Caple, Texas A&M, Jr.
 Matt Ward, Texas A&M, Sr.

Matt Knight, Texas A&M, Jr.
 Jason Huth, Texas Tech, Sr.
 Josh Bard, Texas Tech, Jr.
 Brad Ralston, Texas Tech, Sr.

2000

FIRST TEAM

Ross Bennett, Baylor, So.
 Kyle Evans, Baylor, Jr.
 Tim Hartshorn, Baylor, Jr.
 Joe Ratliff, Baylor, Sr.
 Preston Underdown, Baylor, Sr.
 Aaron Runk, Iowa State, Sr.
 Brett Kappelmann, Kansas, Sr.
 Pete Smart, Kansas, Jr.
 Shane Wedd, Kansas, Sr.
 Duane Thompson, Kansas, Sr.
 Chad Duckers, Kansas State, So.
 Jason Wells, Kansas State, Sr.
 Logan Dale, Missouri, Jr.
 John Cole, Nebraska, So.
 Scott Fries, Nebraska, Sr.
 Brandon Penas, Nebraska, Jr.
 Rocky Cherry, Oklahoma, So.
 Carlos Gautreaux, Oklahoma State, Sr.
 Lance Smith, Oklahoma State, Sr.
 Ryan France, Texas, So.
 Kevin Frizzell, Texas, So.
 Beau Hale, Texas, Jr.
 Mike Pumo, Texas, Sr.
 Matt Rosenberg, Texas, Jr.
 David O'Keeffe, Texas Tech, Sr.
 Steve Rowe, Texas Tech, So.
 Kevin Tracey, Texas Tech, Sr.

SECOND TEAM

Jaime Bubela, Baylor, Jr.
 Michael Huggins, Baylor, So.
 Mark Saccomanno, Baylor, So.
 Justin Taylor, Baylor, So.
 Joe Siple, Iowa State, Sr.
 Spencer Allen, Iowa State, Jr.
 Ryan Schmidt, Kansas, Sr.
 Mark English, Kansas State, Jr.
 Ryan Pickett, Missouri, Sr.
 Mike Rallo, Missouri, Sr.
 Mick Weiss, Missouri, So.
 Brandt Vlieger, Nebraska, Sr.
 Jeff Bajenaru, Oklahoma, Sr.
 Toby Rhodes, Oklahoma State, So.
 Matt Smith, Oklahoma State, Jr.
 Ben Emond, Texas, Sr.
 Trey Lunsford, Texas Tech, Jr.

2001

FIRST TEAM

Justin Taylor, Baylor, Jr.
 Keith Ellison, Baylor, Sr.
 Tim Hartshorn, Baylor, Sr.
 Justin Spooner, Baylor, Sr.
 Spencer Allen, Iowa State, Sr.
 Pete Smart, Kansas, Sr.
 John Cole, Nebraska, Jr.
 Shane Komine, Nebraska, Jr.
 Jeff Leise, Nebraska, So.
 Brandon Penas, Nebraska, Sr.
 Adam Stern, Nebraska, Jr.
 Rocky Cherry, Oklahoma, Jr.
 Evan Greusel, Oklahoma, Jr.

Luke Scott, Oklahoma State, Sr.
 Matt Rosenberg, Texas, Sr.
 Jason Rainey, Texas Tech, Jr.

SECOND TEAM

Steven White, Baylor, So.
 Michael Huggins, Baylor, Jr.
 Matt Nordby, Iowa State, Sr.
 Sam Gish, Kansas, Sr.
 Kelvin Day, Kansas State, Sr.
 Mark Alexander, Missouri, So.
 Logan Dale, Missouri, Sr.
 Drew Endicott, Missouri, So.
 Mick Weiss, Missouri, Jr.
 Anthony Vitello, Missouri, Sr.
 Thom Ott, Nebraska, Jr.
 Jamie Rodrigue, Nebraska, So.
 Austin Coose, Oklahoma, Sr.
 Mike Miller, Oklahoma State, So.
 Toby Rhodes, Oklahoma State, Jr.
 Rob Watson, Oklahoma State, Jr.
 Ty Garner, Texas A&M, Jr.
 Rusty Meyer, Texas A&M, So.
 Justin Moore, Texas A&M, So.
 Chris Russ, Texas A&M, Sr.
 Cory Metzler, Texas Tech, Jr.
 Brandon Roberson, Texas Tech, Sr.

2002

FIRST TEAM

Ross Bennett, Baylor, Sr.
 Tim Hartshorn, Baylor, Sr.
 Paul Richmond, Baylor, Sr.
 Justin Taylor, Baylor, Sr.
 Steven White, Baylor, Jr.
 Casey Spanish, Kansas, Jr.
 Jake Wright, Kansas, Sr.
 Tim Doty, Kansas State, Jr.
 Chad Duckers, Kansas State, Sr.
 Kevin Melcher, Kansas State, Jr.
 Garrett Broshuis, Missouri, Fr-RS*
 Shane Komine, Nebraska, Sr.
 Jeff Leise, Nebraska, Jr.
 Jamie Rodriguez, Nebraska, Jr.
 Buddy Blair, Oklahoma, So.
 Rocky Cherry, Oklahoma, Sr.
 Zach Cates, Oklahoma State, Jr.
 Justin Meccage, Oklahoma State, Sr.
 Ali Modami, Oklahoma State, Sr.
 Paul Powell, Oklahoma State, Sr.
 Joe Weaver, Oklahoma State, So.
 Ray Clark, Texas, Jr.
 Ryan France, Texas, Sr.
 Matt Rosenberg, Texas, Sr.
 Ryan Warpinski, Texas A&M, So.
 Brent Fossum, Texas Tech, So.
 J.J. Newman, Texas Tech, Sr.
 Steve Rowe, Texas Tech, Sr.

SECOND TEAM

Mike Huggins, Baylor, Sr.
 Ryan Baty, Kansas, So.
 Jeff Davis, Kansas, Sr.
 Brad Anzman, Kansas State, So.
 James Brazeal, Kansas State, Sr.
 Ty Soto, Kansas State, So.
 Drew Endicott, Missouri, Jr.
 Tony Vitello, Missouri, Sr.
 Drew Anderson, Nebraska, So.

Jeff Blaesing, Nebraska, Sr.
 Will Bolt, Nebraska, Sr.
 Steve Hale, Nebraska, Jr.
 Heith Gadiant, Oklahoma, Sr.
 Evan Greusel, Oklahoma, Sr.
 Matt Oakes, Oklahoma State, Sr.
 Toby Rhodes, Oklahoma State, Sr.
 Rob Watson, Oklahoma State, Jr.
 Matt Alexander, Texas A&M, So.
 Justin Moore, Texas A&M, So.
 Matt Farnum, Texas A&M, So.
 Matt Harbin, Texas Tech, Sr.
 Travis McElroy, Texas Tech, Sr.

2003

FIRST TEAM

Ross Bennett, Baylor, Sr.
 Steven White, Baylor, Sr.
 Michael Griffin, Baylor, So.
 Sean Walker, Baylor, So.
 Zach Dillon, Baylor, Fr-RS
 Tim Doty, Kansas State, Sr.
 Kevin Melcher, Kansas State, Sr.
 Brad Anzman, Kansas State, Jr.
 Kenny Hansley, Oklahoma State, Sr.
 Brian Kraft, Oklahoma State, Sr.
 Mike Miller, Oklahoma State, Sr.
 Daniel Rew, Oklahoma State, Jr.
 Joe Weaver, Oklahoma State, Jr.
 Dusty Buck, Texas Tech, Sr.
 Casey Spanish, Kansas, Sr.
 Ryan Baty, Kansas, Jr.
 Matt Tribble, Kansas, Jr.
 Garrett Broshuis, Missouri, So.*
 Travis Wendte, Missouri, So.
 Matt Hopper, Nebraska, Sr.
 Jeff Leise, Nebraska, Sr.
 Jamie Rodrigue, Nebraska, Sr.
 Drew Anderson, Nebraska, Jr.
 Aaron Marsden, Nebraska, Jr.
 Daniel Bruce, Nebraska, So.
 Reggie Willits, Oklahoma, Sr.
 Buddy Blair, Oklahoma, Jr.
 Matt Bose, Oklahoma, So.
 Greg Kish, Oklahoma, So.
 Kevin Frizzell, Texas, Sr.

SECOND TEAM

Trey Taylor, Baylor, So.
 Paul Witt, Baylor, So.
 Gabe Luttrell, Kansas State, Sr.
 Brandon Taylor, Kansas State, Sr.
 Ty Soto, Kansas State, Jr.
 Terry Blunt, Kansas State, So.
 Erik Schindewolf, Texas A&M, Jr.
 Madison Edwards, Texas Tech, So.
 Chris Smart, Kansas, Jr.
 Josh Birmingham, Nebraska, Sr.
 Curtis Ledbetter, Nebraska, So.
 Luke Alexander, Oklahoma, Sr.
 Matt Arkison, Oklahoma, Sr.
 Eddie Cornejo, Oklahoma, Sr.
 Austin Mix, Oklahoma, Sr.
 Wayne Baker, Oklahoma, Jr.
 Dustin Majewski, Texas, Sr.

**2004****FIRST TEAM**

Michael Griffin, Baylor, Jr.
 Sean Walker, Baylor, Jr.
 Tyler Bullock, Baylor, So.
 Zach Dillon, Baylor, So.
 Ryan LaMotta, Baylor, So.
 Andy Pape, Baylor, So.
 Ryan Baty, Kansas, Sr.
 Chris Smart, Kansas, Sr.
 Danny Wilson, Kansas State, Sr.
 Jason Long, Kansas State, So.
 Chris Carlson, Kansas State, Fr.-RS
 Mark Alexander, Missouri, Sr.
 Ryan Rallo, Missouri, Sr.
 Garrett Broshuis, Missouri, Jr.
 James Boone, Missouri, So.
 Justin Pekarek, Nebraska, Sr.
 Mike Sillman, Nebraska, Sr.
 Jeremy Becker, Nebraska, Jr.
 Daniel Bruce, Nebraska, Jr.
 Dustin Timm, Nebraska, Jr.
 Mike Swindell, Oklahoma, Sr.
 Matt Bose, Oklahoma, Jr.
 Blake Hurlbutt, Oklahoma, Fr.-RS
 John Forrest, Oklahoma State, Sr.
 Mario Matulich, Oklahoma State, Sr.
 Daniel Rew, Oklahoma State, Sr.
 Justin Moore, Texas A&M, Sr.
 Erik Schindewolf, Texas A&M, Sr.
 Corey Gerstner, Texas Tech, Sr.

SECOND TEAM

Jared Clements, Baylor, Sr.
 Kevin Sevigny, Baylor, So.
 Matt Tribble, Kansas, Sr.
 Josh Heinrich, Kansas State, Sr.
 Terry Blunt, Kansas State, Jr.
 Taylor Parker, Missouri, So.
 John Grose, Nebraska, Sr.
 Jake Mullinax, Nebraska, Sr.
 Curtis Ledbetter, Nebraska, Jr.
 Phil Shirek, Nebraska, Jr.
 Mark Roberts, Oklahoma, Sr.
 David Purcey, Oklahoma, Jr.
 Justin Simmons, Texas, Sr.
 Michael Hollimon, Texas, Jr.
 Seth Johnston, Texas, Jr.
 Coby Mavroulis, Texas A&M, So.
 Steven Thomas, Texas Tech, Sr.

2005**FIRST TEAM**

Zach Dillon, Baylor, Jr.
 Michael Griffin, Baylor, Sr.
 Ryan LaMotta, Baylor, Jr.
 Sean Walker, Baylor, Sr.
 Matt Baty, Kansas, Jr.
 Mike Bessolo, Kansas, Sr.
 Mike Dudley, Kansas, Sr.
 Andy Scholl, Kansas, Sr.
 A.J. Van Slyke, Kansas, Jr.
 Mike Zagurksi, Kansas, Sr.
 B.J. Kissel, Kansas State, Jr.
 James Boone, Missouri, Jr.
 Cosme Caballero, Missouri, Sr.
 Nathan Culp, Missouri, So.
 Max Scherzer, Missouri, So.
 Travis Wendte, Missouri, Jr.

Jeremy Becker, Nebraska, Sr.
 Daniel Bruce, Nebraska, Sr.
 Brian Duensing, Nebraska, Jr.
 Dustin Timm, Nebraska, Sr.
 Aaron Ivey, Oklahoma, So.*
 Ryan Rohlinger, Oklahoma, Jr.
 Scott Rooker, Oklahoma, So.
 David Bacon, Oklahoma State, Sr.
 Dooley Prince, Texas, Sr.
 Drew Stubbs, Texas, So.
 Jon Michael Cline, Texas A&M, Sr.
 Kyle Marlatt, Texas A&M, Sr.
 Cody Fuller, Texas Tech, Sr.

SECOND TEAM

Jeff Mandel, Baylor, So.
 Jake Kauzlarich, Kansas, Sr.
 Clint Schambach, Kansas, Sr.
 Scott Sharpe, Kansas, Sr.
 Terry Blunt, Kansas State, Sr.
 Steve Murphy, Kansas State, Jr.
 Trevor Helms, Missouri, Jr.
 John McKee, Missouri, So.
 Hunter Mense, Missouri, So.
 Phil Shirek, Nebraska, Sr.
 Matt Bose, Oklahoma, Sr.
 Rusty Ryal, Oklahoma State, Sr.
 Keanon Simon, Oklahoma State, So.
 Carson Kainer, Texas, So.
 Andrew Baldwin, Texas A&M, Sr.
 Coby Mavroulis, Texas A&M, Jr.
 Justin Pouk, Texas A&M, Sr.
 Tanner McElroy, Texas Tech, Sr.

2006**FIRST TEAM**

Zachary Dillon, Baylor, Sr.
 Jeff Mandel, Baylor, Jr.
 Kevin Russo, Baylor, Sr.
 Andrew Pape, Baylor, Sr.
 Ryotaro Hayakawa, Kansas, Jr.
 Trey Randa, Kansas, Sr.
 Chase Bayuk, Kansas State, So.
 Brad Hutt, Kansas State, So.
 B.J. Kissel, Kansas State, Sr.
 Matt Marasco, Kansas State, So.
 Chase Mitchell, Kansas State, Sr.
 Brett Scott, Kansas State, So.
 Brant Combs, Missouri, Fr.
 Nathan Culp, Missouri, Jr.
 Trevor Helms, Missouri, Sr.
 Dan Pietroburgo, Missouri, So.
 Jacob Priday, Missouri, So.
 Max Scherzer, Missouri, Jr.
 Travis Wendte, Missouri, Sr.
 Brandon Buckman, Nebraska, Sr.
 Bryce Nimmo, Nebraska, So.
 Nick Sullivan, Nebraska, Fr.
 Dusty Timm, Nebraska, Sr.
 Aaron Ivey, Oklahoma, Jr.
 Ryan Rohlinger, Oklahoma, Sr.
 P.J. Sandoval, Oklahoma, Sr.
 Steven Guerra, Oklahoma, Sr.
 Matt Clarkson, Oklahoma State, Sr.
 Rick Rivas, Oklahoma State, Sr.
 Keanon Simon, Oklahoma State, Jr.
 Drew Stubbs, Texas, Jr.
 Jason Meyer, Texas A&M, Jr.
 Patrick Smart, Texas Tech, Sr.

SECOND TEAM

Ryan LaMotta, Baylor, Sr.
 Mike Pankratz, Baylor, Sr.
 Erik Morrison, Kansas, So.
 Brock Simpson, Kansas, So.
 Nick Admire, Missouri, Sr.
 John McKee, Missouri, Jr.
 Luke Wertz, Nebraska, So.
 Daniel McCutchen, Oklahoma, Sr.
 Dusty Barnard, Oklahoma State, Sr.
 Kyle McCulloch, Texas, Jr.
 Todd Sebek, Texas A&M, So.
 Trey Stewart, Texas Tech, Sr.

2007**FIRST TEAM**

Matt Czimskey, Baylor, Sr.
 Tim Jackson, Baylor, Sr.
 Wade Mackey, Baylor, So.
 Jeff Mandel, Baylor, Sr.
 Tim Matthews, Baylor, Jr.
 Andy Pape, Baylor, Sr.
 Matt Sodolak, Baylor, Sr.
 Justin Ellrich, Kansas, So.*
 Nick Faunce, Kansas, So.
 Ross Kelling, Kansas, Sr.
 Paul Smyth, Kansas, So.
 Chase Bayuk, Kansas State, So.
 Brad Hutt, Kansas State, Jr.
 A.J. Morris, Kansas State, Fr.
 Brett Scott, Kansas State, Jr.
 Todd Vogel, Kansas State, So.
 Dan Pietroburgo, Missouri, Jr.
 Jacob Priday, Missouri, Jr.
 Bryce Nimmo, Nebraska, Jr.
 Aaron Ivey, Oklahoma, Sr.*
 Joseph Hughes, Oklahoma, Sr.
 Cory Williamson, Oklahoma, Sr.
 Brandon Adams, Oklahoma State, Sr.
 Jeff Breedlove, Oklahoma State, So.
 Ryan Flavell, Oklahoma State, Sr.*
 Joe Kent, Oklahoma State, So.
 Tyler Mach, Oklahoma State, Sr.
 John Schindler, Oklahoma State, Sr.*
 Keanon Simon, Oklahoma State, Sr.
 Adrian Alaniz, Texas, Jr.
 Bradley Suttle, Texas, So.
 Kyle Thebeau, Texas A&M, So.
 Matt Ueckert, Texas A&M, Sr.
 Roger Kieschnick, Texas Tech, So.
 Chris Ortmeier, Texas Tech, Sr.
 Jason Seefeld, Texas Tech, Jr.

SECOND TEAM

Erik Morrison, Kansas, Jr.
 Nate Tenbrink, Kansas State, So.
 Gary Arndt, Missouri, Sr.
 Brant Combs, Missouri, Jr.
 John McKee, Missouri, Sr.
 Rick Zagone, Missouri, So.
 Matt Foust, Nebraska, Jr.
 Jake Mort, Nebraska, So.
 Luke Wertz, Nebraska, Jr.
 Jarod Freeman, Oklahoma, Jr.
 Josh Fritsche, Oklahoma State, Sr.
 Ty Wright, Oklahoma State, Sr.
 Parker Dalton, Texas A&M, Sr.
 Kyle Nicholson, Texas A&M, Sr.
 Josh Stinson, Texas A&M, Sr.
 Brian Cloud, Texas Tech, Jr.
 Andrew Evans, Texas Tech, So.



2008

FIRST TEAM

Erik Forestiere, Baylor, Sr.
 Shaver Hansen, Baylor, So.
 Willie Kempf, Baylor, So.
 Wade Mackey, Baylor, So.
 Tim Matthews, Baylor, Sr.
 Aaron Miller, Baylor, So.
 Shawn Tolleson, Baylor, Fr.
 Kendal Volz, Baylor, So.
 Justin Ellrich, Kansas, Sr.
 Nick Faunce, Kansas, Jr.
 Paul Smyth, Kansas, Jr.
 Joe Southers, Kansas, Sr.
 Chase Bayuk, Kansas State, Sr.
 Brad Hutt, Kansas State, Sr.
 Brett Scott, Kansas State, Sr.*
 Todd Vogel, Kansas State, Jr.
 Trevor Coleman, Missouri, So.
 Dan Pietroburgo, Missouri, Sr.
 Jacob Priday, Missouri, Sr.
 Aaron Senne, Missouri, So.
 DJ Belfonte, Nebraska, So.
 Zach Herr, Nebraska, Jr.
 Dan Jennings, Nebraska, Jr.
 Jake Mort, Nebraska, Jr.
 Bryce Nimmo, Nebraska, Sr.
 Nick Sullivan, Nebraska, Jr.
 Jeff Tezak, Nebraska, Sr.
 Jarod Freeman, Oklahoma, Sr.
 Dusty Harvard, Oklahoma State, So.
 Tyler Lyons, Oklahoma State, So.
 Jordy Mercer, Oklahoma State, Jr.
 Drew Bishop, Texas, Jr.
 Riley Boening, Texas, Jr.
 Russell Moldenhauer, Texas, So.
 Keith Shinaberry, Texas, Jr.
 Travis Tucker, Texas, Jr.
 Austin Wood, Texas, Jr.
 Darby Brown, Texas A&M, Sr.
 Evan Gerald, Texas A&M, Jr.
 Blake Rampy, Texas A&M, Sr.
 Daman Aaron, Texas A&M, Sr.
 Brian Ruggiano, Texas A&M, Jr.
 Kyle Thebeau, Texas A&M, Jr.
 Roger Kieschnick, Texas Tech, Jr.
 Brian Cloud, Texas Tech, Jr.
 Jason Seefeld, Texas Tech, Sr.

SECOND TEAM

Erik Morrison, Kansas, Sr.
 AJ Morris, Kansas State, Jr.
 Nate Tenbrink, Kansas State, Jr.
 Kurt Calvert, Missouri, Sr.
 Scooter Hicks, Missouri, Jr.
 Jake Opitz, Nebraska, Sr.
 Thad Weber, Nebraska, Sr.
 Aaron Baker, Oklahoma, So.
 Drew Roberts, Oklahoma, Sr.
 Josh Neal, Oklahoma State, Sr.
 Preston Clark, Texas, Jr.
 Pat McCrory, Texas, Jr.
 Travis Starling, Texas A&M, So.
 Blake Stouffer, Texas A&M, Sr.
 Sam Janca, Texas Tech, So.
 AJ Ramos, Texas Tech, Jr.

2009

FIRST TEAM

Drew Bias, Baylor, Sr.
 Shaver Hansen, Baylor, Jr.
 Willie Kempf, Baylor, Jr.
 Brooks Kimmey, Baylor, Sr.
 Aaron Miller, Baylor, Jr.
 Ross Speed, Baylor, So.
 Shawn Tolleson, Baylor, Jr.
 Kendal Volz, Baylor, Jr.
 Landis Ware, Baylor, So.
 Nick Faunce, Kansas, Sr.
 Casey Lytle, Kansas, So.
 Paul Smyth, Kansas, Sr.
 T.J. Walz, Kansas, So.
 Carter Jurica, Kansas State, So.
 Jason King, Kansas State, So.
 Thomas Rooke, Kansas State, So.
 Todd Vogel, Kansas State, Sr.
 Ryan Ampleman, Missouri, So.
 Trevor Coleman, Missouri, Jr.
 Kyle Gibson, Missouri, Jr.
 Scooter Hicks, Missouri, Jr.
 Aaron Senne, Missouri, Jr.
 Nick Tepesch, Missouri, Jr.
 Andrew Thigpen, Missouri, So.
 Kelly Fick, Missouri, So.
 Kyle Mach, Missouri, Jr.
 Phil McCormick, Missouri, So.
 DJ Belfonte, Nebraska, Jr.
 Matt Freeman, Nebraska, So.
 Casey Hauptman, Nebraska, So.
 Jake Mort, Nebraska, Sr.
 Cody Neer, Nebraska, Sr.
 Eric Rose, Nebraska, So.
 Nick Sullivan, Nebraska, Sr.
 Jeff Tezak, Nebraska, Sr.
 C.J. Blue, Oklahoma, Sr.
 Trey Sperring, Oklahoma, Sr.
 Tom Belza, Oklahoma State, So.
 Kevin David, Oklahoma State, So.
 Dean Green, Oklahoma State, So.
 Thomas Keeling, Oklahoma State, So.
 Joe Kent, Oklahoma State, Sr.*
 Jared Starks, Oklahoma State, Sr.
 Russell Moldenhauer, Texas, Jr.
 Keith Shinaberry, Texas, Sr.
 Stayton Thomas, Texas, So.
 Kyle Thebeau, Texas A&M, Sr.
 Travis Starling, Texas A&M, Jr.
 Taylor Ashby, Texas Tech, Jr.
 Brian Cloud, Texas Tech, Sr.
 Miles Morgan, Texas Tech, Sr.
 Chris Richburg, Texas Tech, Sr.

SECOND TEAM

Don Lambert, Baylor, So.
 Brooks Pinckard, Baylor, So.
 Shaeffer Hall, Kansas, Jr.
 Tony Thompson, Kansas, So.
 Tyler Farst, Nebraska Jr.
 Michael Mariot, Nebraska, So.
 Chase Anderson, Oklahoma, Jr.
 Matt Harugthy, Oklahoma, Sr.
 Brett Davis, Oklahoma State, Sr.
 Davis Duren, Oklahoma State, So.
 Tyler Lyons, Oklahoma State, Jr.
 Neil Medchill, Oklahoma State, Jr.
 Chance Ruffin, Texas, So.

Travis Tucker, Texas, Sr.
 Brandon Workman, Texas, So.
 Barret Loux, Texas A&M, So.
 Robbie Kilcrease, Texas Tech, So.
 Cory Large, Texas Tech, Sr.
 AJ Ramos, Texas Tech, Sr.

2010

FIRST TEAM

Kolt Browder, Baylor, So. *
 Andrew Cooley, Baylor, Sr.
 Gregg Glime, Baylor, Sr.
 Willie Kempf, Baylor, Sr.
 Jon Ringenberg, Baylor, Jr.
 Chris Slater, Baylor, Jr. *
 Ross Speed, Baylor, Jr.
 Shawn Tolleson, Baylor, Sr.
 Kevin Winter, Baylor, So.
 Casey Lytle, Kansas, Jr.
 Jake Marasco, Kansas, So.
 T.J. Walz, Kansas, Jr.
 Ryan Daniel, Kansas State, Sr.
 Daniel Dellasega, Kansas State, Sr.
 Matt Giller, Kansas State, So.
 Carter Jurica, Kansas State, Jr.
 Thomas Rooke, Kansas State, Jr.
 Ryan Ampleman, Missouri, Jr.
 Russell LaFleur, Missouri, Jr.
 Phil McCormick, Missouri, Jr.
 Andreas Plackis, Missouri, So.
 Aaron Senne, Missouri, Sr.
 Cody Asche, Nebraska, So.
 DJ Belfonte, Nebraska, Sr.
 Boomer Collins, Nebraska, So.
 Tyler Farst, Nebraska, Sr.
 Casey Hauptman, Nebraska, Jr.
 Michael Mariot, Nebraska, Jr.
 Mike Nesseth, Nebraska, Jr.
 Kevin David, Oklahoma State, Jr.
 Brian Denny, Oklahoma State, Sr.
 Dean Green, Oklahoma State, Jr.
 Brad Propst, Oklahoma State, Jr.
 Taylor Jungmann, Texas, So.
 Kyle Lusson, Texas, Sr.
 Russell Moldenhauer, Texas, Sr.
 Stayton Thomas, Texas, Jr.
 Ross Stripling, Texas A&M, So.
 Estevan Uriegas, Texas A&M, So.
 Justin Cooper, Texas Tech, Jr.
 Bobby Doran, Texas Tech, Jr.
 Bonham Hough, Texas Tech, Sr.
 Scott LeJeune, Texas Tech, So.

SECOND TEAM

Landis Ware, Baylor, Jr.
 Brett Bochy, Kansas, Jr.
 Brett Lisher, Kansas, Sr.
 Colton Murray, Kansas, So.
 Robby Price, Kansas, Sr.
 James Allen, Kansas State, So.
 Kayvon Bahramzadeh, Kansas State, So.
 Ryan Clubb, Missouri, So.
 Nick Tepesch, Missouri, Jr.
 Andrew Thigpen, Missouri, Jr.
 Garrett Buechele, Oklahoma, So.
 Caleb Bushyhead, Oklahoma, So.
 Tyler Ogle, Oklahoma, So.
 J.R. Robinson, Oklahoma, Sr.
 Tom Belza, Oklahoma State, Jr.
 Thomas Keeling, Oklahoma State, Jr.



Kendal Carrillo, Texas, Jr.
Kevin Luson, Texas, So.
Andrew McKirahan, Texas, So.
Tyler Dyer, Texas A&M, Sr.
Clayton Ehlert, Texas A&M, Sr.
Barret Loux, Texas A&M, Jr.
Taylor Ashby, Texas Tech, Sr.
Scott Erzinger, Texas Tech, Fr.
Nick Popescu, Texas Tech, Jr.
Kevin Whitehead, Texas Tech, So.

2011**FIRST TEAM**

Crayton Bare, Baylor, So.
Kolt Browder, Baylor, Jr.*
Steve DalPorto, Baylor, So.
Jon Rigenberg, Baylor, Sr.
Chris Slater, Baylor, Sr.
Ross Speed, Baylor, Sr.
Logan Vick, Baylor, So.
Zac Elgie, Kansas, Jr.
Casey Lytle, Kansas, Sr.
Jake Marasco, Kansas, So.
Tanner Poppe, Kansas, So.
T.J. Walz, Kansas, Sr.
James Allen, Kansas State, Jr.
Jason King, Kansas State, Jr.*
Kent Urban, Kansas State, Sr.
Brannon Champagne, Missouri, So.
Ben Turner, Missouri, So.
Cody Asche, Nebraska, Jr.
Cory Burleson, Nebraska, Jr.
Casey Hauptman, Nebraska, Sr.
Zach Hirsch, Nebraska, Fr.
Kale Kiser, Nebraska, Jr.
Tom Lemke, Nebraska, So.
Tyler Niederklein, Nebraska, So.
Matt Freeman, Nebraska, Sr.
Eric Rose, Nebraska, Sr.
Elliott Blair, Oklahoma, Sr.
Caleb Bushyhead, Oklahoma, Jr.
Tyler Ogle, Oklahoma, Jr.
Cameron Seitzer, Oklahoma, Jr.
Dane Phillips, Oklahoma State, So.
Brad Propst, Oklahoma State, Sr.
Ross Stripling, Texas A&M, Jr.
Kendal Carillo, Texas, So.
Taylor Jungmann, Texas, Jr.
Ben Kaplan, Texas, Sr.
Stayton Thomas, Texas, Sr.
Josh Urban, Texas, So.
Zach Fowler, Texas Tech, Jr.
Nick Hanslik, Texas Tech, So.
Reid Redman, Texas Tech, Jr.

SECOND TEAM

Logan Verrett, Baylor, Jr.
Landis Ware, Baylor, Jr.
Jordan Jakubov, Kansas, Jr.
Ryan Ampleman, Missouri, Sr.
Phil McCormick, Missouri, Sr.
Chase Adams, Nebraska, Sr.
Kurt Farmer, Nebraska, So.
Josh Scheffert, Nebraska, So.
Khris Tate, Nebraska, Sr.
Patric Tolentino, Nebraska, So.
Dylan Vogt, Nebraska, So.
Jack Mayfield, Oklahoma, So.
Davis Duren, Oklahoma State, Sr.

Andrew Heck, Oklahoma State, Sr.
Matt Klein, Oklahoma State, Sr.
Estevan Uriegas, Texas A&M, Jr.
Andrew McKirahan, Texas, Jr.
Hoby Milner, Texas, So.
Jonathan Walsh, Texas, So.
Barrett Barnes, Texas Tech, So.
Brennan Stewart, Texas Tech, Jr.

2012**FIRST TEAM**

Crayton Bare, Baylor, Jr.
Kolt Browder, Baylor, Sr.*
Brad Kuntz, Baylor, So.
Lawton Langford, Baylor, Jr.
Logan Vick, Baylor, Jr.
Jordan Dreiling, Kansas, Jr.
Jordan Jokubov, Kansas, Sr.
Matt Kohorst, Kansas, Sr.
Jake Marasco, Kansas, Sr.
Tanner Poppe, Kansas, Jr.
Matt Applegate, Kansas State, Sr.
Matt Giller, Kansas State, Sr.
Jared King, Kansas State, So.
Jeff Emens, Missouri, Sr.
Andreas Plackis, Missouri, Sr.
Ben Turner, Missouri, Sr.
Brannon Champagne, Missouri, Jr.
Caleb Bushyhead, Oklahoma, Sr.
Erik Ross, Oklahoma, Sr.
Blake Barnes, Oklahoma State, Sr.
Austin Dicharry, Texas, Sr.
Jacob Felts, Texas, So.
Nathan Thornhill, Texas, So.
Kyle Martin, Texas A&M, Jr.
Troy Stein, Texas A&M, So.
Ross Stripling, Texas A&M, Sr.
Estevan Uriegas, Texas A&M, Sr.
Bo Altobelli, Texas Tech, Jr.
Scott LeJeune, Texas Tech, Jr.
Jordan Lopez, Texas Tech, So.
David Paiz, Texas Tech, So.
Reid Redman, Texas Tech, Sr.
Rusty Shellhorn, Texas Tech, Jr.*
Brennan Stewart, Texas Tech, Sr.

SECOND TEAM

Tyler Bremer, Baylor, Sr.
Dan Evatt, Baylor, Sr.
Josh Ludy, Baylor, Sr.
Nathan Orf, Baylor, Sr.
Josh Turley, Baylor, Jr.
Taylor Hart, Kansas, Sr.
Kayvon Bahramzadeh, Kansas State, Sr.
Wade Hinkle, Kansas State, Sr.
Matt Kindel, Kansas State, Sr.
Tanner Witt, Kansas State, Jr.
Eric Anderson, Missouri, Jr.
Ryan Clubb, Missouri, Sr.
Jordan John, Oklahoma, So.
Andrew Heaney, Oklahoma State, Jr.
Corey Knebel, Texas, So.
Kevin Luson, Texas, Sr.
Mark Payton, Texas, So.
Alex Silver, Texas, So.
Erich Weiss, Texas, So.
Hunter Wilcox, Texas, Sr.
Scott Arthur, Texas A&M, Sr.
Denny Clement, Texas A&M, Sr.

Barrett Barnes, Texas Tech, Jr.
Trey Masek, Texas Tech, So.
Jared McCrummen, Texas Tech, Jr.
Jamen Parten, Texas Tech, Jr.

2013**FIRST TEAM**

Doug Ashby, Baylor, Jr.*
Kolt Browder, Baylor, Sr.*
Logan Brown, Baylor, So.
Steve DalPorto, Baylor, Sr.
Nate Goodwin, Baylor, Jr.
Grayson Porter, Baylor, Jr.
Wes Benjamin, Kansas, So.
Tanner Poppe, Kansas, Sr.
Colin Toalson, Kansas, So.
Jared King, Kansas State, Jr.
RJ Santigate, Kansas State, Jr.
Garrett Carey, Oklahoma, Sr.
Dusty Dishman, Oklahoma, Sr.
Jake Fisher, Oklahoma, Sr.
Jack Mayfield, Oklahoma, Sr.*
Aaron Cornell, Oklahoma State, Jr.
Gage Green, Oklahoma State, So.
Jason Hursh, Oklahoma State, So.
Jon Perrin, Oklahoma State, So.
Mark Robinette, Oklahoma State, Jr.
Victor Romero, Oklahoma State, Sr.
Trey Whaley, Oklahoma State, Sr.
Kyle Bacak, TCU, Jr.
Kevin Cron, TCU, So.
Josh Gonzales, TCU, Sr.
Andrew Mitchell, TCU, Jr.
Preston Morrison, TCU, So.
Jantzen Witte, TCU, Sr.
Davu Wright, TCU, Sr.
Jacob Felts, Texas, Jr.
Parker French, Texas, So.
Corey Knebel, Texas, Jr.
Dillon Peters, Texas, So.
Taylor Stell, Texas, So.
Josh Urban, Texas, Sr.
Bryant Burleson, Texas Tech, So.
Trey Masek, Texas Tech, Jr.
Daniel Dierdorff, West Virginia, Sr.
Ryan Tezak, West Virginia, Jr.

SECOND TEAM

Crayton Bare, Baylor, Sr.
Lawton Langford, Baylor, Sr.
Wes Mercurio, Baylor, Sr.
Nathan Orf, Baylor, Sr.
Duncan Wendel, Kansas, So.
Michael Suiter, Kansas, So.
Jake Doller, Kansas State, Sr.
Ross Kivett, Kansas State, Jr.
Jared Moore, Kansas State, Jr.
Tanner Witt, Kansas State, Sr.
Robbie Rea, Oklahoma State, Sr.
Dylan Fitzgerald, TCU, Jr.
Brett Johnson, TCU, Jr.
Nathan Thornhill, Texas, Jr.
Erich Weiss, Texas, Jr.
Jerad McCrummen, Texas Tech, Sr.
Tim Proudfoot, Texas Tech, So.
Matthew Frazer, West Virginia, Jr.

*Indicates 4.0 grade point average

2014**FIRST TEAM**

Doug Ashby, Baylor, Sr.*
Logan Brown, Baylor, Jr.
Ben Carl, Baylor, So.
Brett Doe, Baylor, Sr.
Nate Goodwin, Baylor, Sr.
Brad Kuntz, Baylor, Jr.
Lawton Langford, Baylor, Sr.
Bobby McCormack, Baylor, Sr.
Matt Menard, Baylor, So.
Grayson Porter, Baylor, Sr.
Drew Tolson, Baylor, So.
West Tunnell, Baylor, So.
Clayton Dalrymple, Kansas State, So.
Nate Griep, Kansas State, RFr.
Colton Kalmus, Kansas State, RFr.
Ross Kivett, Kansas State, Sr.
Levi MaVorhis, Kansas State, So.
RJ Santigate, Kansas State, Sr.
Jordan Witcig, Kansas State, So.
Taylor Alspaugh, Oklahoma, Jr.
Kyle Hayes, Oklahoma, Sr.
Drew Krittenbrink, Oklahoma, Sr.
Dylan Neal, Oklahoma, Sr.
Robert Tasin, Oklahoma, Jr.
Conor Costello, Oklahoma State, So.
Gage Green, Oklahoma State, Jr.
Jon Perrin, Oklahoma State, Jr.
Mark Robinette, Oklahoma State, Sr.
Kevin Cron, TCU, Jr.
Dylan Fitzgerald, TCU, Sr.
Preston Morrison, TCU, Jr.
Madison Carter, Texas, Sr.
John Curtiss, Texas, So.
Jacob Felts, Texas, Sr.
Travis Duke, Texas, So.
Parker French, Texas, Jr.
C.J Hinojosa, Texas, So.
Ben Johnson, Texas, So.
Dillon Peters, Texas, Jr.
Bryant Burleson, Texas Tech, Jr.
Joseph Lapkowicz, West Virginia, Sr.
John Means, West Virginia, Jr.
Max Nogay, West Virginia, Jr.

SECOND TEAM

Duncan Wendel, Baylor, Jr.
Colby Wright, Kansas, So.
Landon Busch, Kansas State, So.
Blair DeBord, Kansas State, Sr.
Mitch Meyer, Kansas State, Jr.
Jared Moore, Kansas State, Sr.
Jacob Evans, Oklahoma, So.
Hunter Haley, Oklahoma, So.
Mac James, Oklahoma, Jr.
Aaron Cornell, Oklahoma State, Sr.
Alex Hackerott, Oklahoma State, So.
Corey Hassel, Oklahoma State, So.
Heath Holliday, Oklahoma State, Sr.
Brian Trieglaff, TCU, RFr.
Alex Young, TCU, So.
Chad Hollingsworth, Texas, So.
Collin Shaw, Texas, Jr.
Alex Silver, Texas, Sr.
Zach Davis, Texas Tech, So.
Johnathon Tripp, Texas Tech, So.
Ryan McBroom, West Virginia, Sr.
Pascal Paul, West Virginia, Sr.
Ryan Tezak, West Virginia, Sr.



BIG 12 COACHING RECORDS

*only includes coaching records since Big 12 baseball began in 1997

	Years	OVERALL				BIG 12			
		W	L	T	Pct.	W	L	T	Pct.
BAYLOR									
Steve Smith	1997-present	664	436	1	.604	267	209	1	.561
IOWA STATE									
Lyle Smith	1997-2001	101	160	0	.387	36	105	0	.255
KANSAS									
Bobby Randall	1997-2002	140	183	0	.433	45	128	0	.260
Ritch Price	2003-present	392	351	2	.528	127	183	1	.410
KANSAS STATE									
Mike Clark	1997-2003	167	207	0	.447	63	133	0	.321
Brad Hill	2004-present	363	273	3	.570	109	172	3	.389
OKLAHOMA									
Larry Cochell	1997-2005	296	227	1	.566	131	114	1	.535
Sunny Golloway	2005-2013	346	181	1	.656	116	97	1	.544
Pete Hughes	2014-present	29	29	0	.500	8	16	0	.333
OKLAHOMA STATE									
Tom Holliday	1997-2003	281	150	0	.652	111	83	0	.572
Frank Anderson	2004-2012	329	208	0	.613	123	113	0	.521
Josh Holliday	2013-present	89	37	0	.706	31	16	0	.660
TCU									
Jim Schlossnagle	2013-present	77	46	0	.626	29	19	0	.604
TEXAS									
Augie Garrido	1997-present	769	368	2	.676	300	183	1	.621
TEXAS TECH									
Larry Hays	1997-2008	813	479	3	.629	172	154	2	.527
Dan Spencer	2009-2012	115	112	0	.507	44	61	0	.419
Tim Tadlock	2013-present	71	51	0	.582	23	25	0	.479
WEST VIRGINIA									
Randy Mazey	2013-present	61	52	0	.540	22	25	0	.468

NCAA COACHING RECORDS (Entering 2015)

DIVISION I

Rk.	Coach	Yrs.	W	L	T	Pct.
-----	-------	------	---	---	---	------

WINNINGEST ACTIVE COACHES

BY PERCENTAGE (includes coaches of current Big 12 schools)

7.	Augie Garrido, UT	46	1,920	892	9	.682
8.	Brad Hill, K-State	20	781	364	3	.682
16.	Jim Schlossnagle, TCU	13	542	268	0	.669

BY VICTORIES (includes coaches of current Big 12 schools)

1.	Augie Garrido, UT	46	1,920	892	9	.682
28.	Brad Hill, K-State	20	781	364	3	.682
36.	Steve Smith, BU	20	721	491	1	.595

WINNINGEST ALL-TIME COACHES

BY VICTORIES (includes coaches who have coached in Big 12)

1.	Augie Garrido, UT	46	1,920	892	9	.682
6.	Larry Hays, TTU	38	1,508	860	4	.637
14.	Larry Cochell, OU	39	1,331	813	3	.621

ALL-TIME RECORDS BY PERCENTAGE - BIG 12

Coach	Yrs.	W	L	T	Pct.
Josh Holliday, OSU	2	31	16	0	.660
Dave Van Horn, NU	5	83	50	0	.624
Augie Garrido, UT	18	300	183	1	.621
Jim Schlossnagle, TCU	2	29	19	0	.604
Tom Holliday, OSU	7	111	83	0	.572
Mark Johnson, TAMU	9	144	112	0	.563
Steve Smith, BU	18	267	209	1	.561
Rob Childress, TAMU	7	101	82	2	.549
Sunny Golloway, OU	9	116	97	1	.544
Larry Cochell, OU	9	131	114	1	.535
Larry Hays, TTU	12	172	154	2	.527
Frank Anderson, OSU	9	123	113	0	.521
Mike Anderson, NU	9	125	116	1	.517
Tim Jamieson, MU	16	217	216	0	.501
Tim Tadlock, TTU	2	23	25	0	.479
Randy Mazey, WVU	2	22	25	0	.468
Dan Spencer, TTU	4	44	61	0	.419
Ritch Price, KU	12	127	183	1	.410
Brad Hill, K-STATE	11	109	172	1	.389
Pete Hughes, OU	1	8	16	0	.333
Mike Clark, K-STATE	7	63	133	0	.321
Bobby Randall, KU	6	45	128	0	.260
Lyle Smith, ISU	5	36	105	0	.255
John Sanders, NU	1	7	23	0	.233

Active coaches in bold

ALL-TIME RECORDS BY WINS - BIG 12

Coach	Yrs.	W	L	T	Pct.
Augie Garrido, UT	18	300	183	1	.621
Steve Smith, BU	18	267	209	1	.561
Tim Jamieson, MU	16	217	216	0	.501
Larry Hays, TTU	12	172	154	2	.527
Mark Johnson, TAMU	9	144	112	0	.563
Larry Cochell, OU	9	131	114	1	.535
Ritch Price, KU	12	127	183	1	.410
Mike Anderson, NU	9	125	116	1	.517
Frank Anderson, OSU	9	123	113	0	.521
Sunny Golloway, OU	9	116	97	1	.544
Tom Holliday, OSU	7	111	83	0	.572
Brad Hill, K-STATE	11	109	172	1	.389
Rob Childress, TAMU	7	101	82	2	.549
Dave Van Horn, NU	5	83	50	0	.624
Mike Clark, K-STATE	7	63	133	0	.321
Bobby Randall, KU	6	45	128	0	.260
Dan Spencer, TTU	4	44	61	0	.419
Lyle Smith, ISU	5	36	105	0	.255
Josh Holliday, OSU	2	31	16	0	.660
Jim Schlossnagle, TCU	2	29	19	0	.604
Tim Tadlock, TTU	2	23	25	0	.479
Randy Mazey, WVU	2	22	25	0	.468
Pete Hughes, OU	1	8	16	0	.333
John Sanders, NU	1	7	23	0	.233



BIG 12 AMONG DIVISION I BASEBALL HOME ATTENDANCE LEADERS

2014

Team	Dates	Attendance	Average
6. Texas	31	177,615	5,729
13. TCU	33	117,507	3,560
21. Kansas State	24	69,998	2,916
28. Baylor	30	78,679	2,622
29. Texas Tech	35	89,355	2,553

2013

Team	Dates	Attendance	Average
6. Texas	32	185,400	5,793
11. TCU	30	107,117	3,570
18. Baylor	27	77,572	2,873
27. Texas Tech	29	73,299	2,527
46. Kansas State	29	39,718	1,369
50. West Virginia	21	27,907	1,328

2012

Team	Dates	Attendance	Average
5. Texas	25	158,428	6,337
9. Texas A&M	43	187,901	4,369
18. Baylor	39	126,947	3,255
21. Texas Tech	33	94,173	2,853

2011

Team	Dates	Attendance	Average
5. Texas	43	280,011	6,512
11. Texas A&M	39	155,772	3,994
24. Texas Tech	33	91,432	2,771
25. Baylor	30	80,671	2,689
43. Oklahoma	30	38,342	1,278
50. Kansas State	29	32,743	1,129

2010

Team	Dates	Attendance	Average
5. Texas	39	256,278	6,571
11. Texas A&M	36	131,089	3,641
22. Nebraska	25	70,535	2,821
24. Baylor	34	89,804	2,641
26. Texas Tech	29	71,609	2,469
36. Kansas State	24	43,518	1,813
50. Oklahoma	31	35,279	1,138

2009

Team	Dates	Attendance	Average
6. Texas	35	217,637	6,218
9. Texas A&M	35	142,660	4,076
20. Nebraska	27	78,627	2,912
21. Baylor	31	90,261	2,912
22. Texas Tech	20	49,569	2,478
40. Kansas State	28	40,298	1,439
45. Oklahoma State	22	26,775	1,217
47. Oklahoma	27	32,333	1,198

2008

Team	Dates	Attendance	Average
4. Texas	30	179,282	5,976
5. Texas A&M	42	176,723	4,208
12. Nebraska	31	136,120	4,391
21. Baylor	30	92,152	3,072
30. Texas Tech	25	56,556	2,262
32. Oklahoma State	31	50,400	1,626
50. Missouri	26	30,348	1,167

2007

Team	Dates	Attendance	Average
7. Texas	43	203,449	4,731
11. Nebraska	24	99,320	4,138
12. Texas A&M	42	163,841	3,901
16. Baylor	37	101,791	3,180
31. Texas Tech	32	60,064	1,877
47. Oklahoma State	24	29,296	1,221

2006

Team	Dates	Attendance	Average
4. Texas	30	161,392	5,380
5. Nebraska	24	122,216	5,092
9. Texas A&M	31	138,805	4,478
16. Baylor	32	96,427	3,013
21. Texas Tech	31	80,786	2,606
41. Oklahoma State	29	40,830	1,408
46. Oklahoma	31	39,947	1,289

2005

Team	Dates	Attendance	Average
4. Texas A&M	26	153,533	5,905
5. Texas	39	204,414	5,241
6. Nebraska	35	174,435	4,984
17. Baylor	36	109,621	3,045
24. Texas Tech	31	73,236	2,362
42. Oklahoma State	31	41,228	1,330
48. Oklahoma	27	27,538	1,020

2004

Team	Dates	Attendance	Average
3. Texas A&M	35	182,866	5,225
4. Texas	38	197,338	5,193
10. Nebraska	25	92,509	3,700
19. Texas Tech	35	96,507	2,757
20. Baylor	33	90,693	2,748
34. Oklahoma State	28	46,950	1,677
43. Oklahoma	30	37,315	1,244

2003

Team	Dates	Attendance	Average
3. Texas A&M	35	179,720	5,135
4. Texas	38	188,959	4,973
6. Nebraska	35	150,459	4,299
11. Baylor	28	85,620	3,058
15. Texas Tech	34	93,490	2,750
35. Oklahoma State	23	31,655	1,376

2002

Team	Dates	Attendance	Average
4. Texas A&M	33	169,619	5,140
5. Texas	38	172,483	4,539
6. Nebraska	34	139,740	4,110
14. Texas Tech	33	95,236	2,886
15. Baylor	31	89,343	2,882
24. Oklahoma	34	66,708	1,962
29. Oklahoma State	30	47,721	1,591

2001

Team	Dates	Attendance	Average
3. Texas	35	150,901	4,311
4. Texas A&M	33	147,400	4,467
13. Baylor	33	92,672	2,808
20. Texas Tech	28	75,342	2,691
22. Nebraska	22	59,545	2,707
30. Oklahoma State	28	42,138	1,505
41. Oklahoma	27	25,370	940

2000

Team	Dates	Attendance	Average
4. Texas A&M	31	139,248	4,492
5. Texas	37	159,101	4,300
6. Texas Tech	31	103,251	3,331
13. Baylor	31	87,127	2,811
29. Oklahoma State	30	37,726	1,258
32. Nebraska	23	26,984	1,173
36. Oklahoma	25	27,653	1,106
41. Missouri	29	26,248	905

1999

Team	Dates	Attendance	Average
2. Texas	31	150,255	4,847
3. Texas A&M	38	179,636	4,727
4. Texas Tech	33	130,233	4,341
19. Oklahoma	27	53,753	1,991
21. Baylor	37	64,490	1,743
24. Oklahoma State	25	38,026	1,521
37. Nebraska	24	22,873	953

NCAA Attendance records only available since 1999



NCAA NATIONAL STATISTICAL LEADERS

Fielding		
2006	Oklahoma	.983
2010	Texas	.980
Runs		
1999	Oklahoma State	696
Sacrifice Bunts		
2009	Texas	104
2011	Texas	111
2014	Texas	104
ERA		
2000	Nebraska	3.14
2010	Texas	2.45
2014	TCU	2.22
Doubles		
1997	Texas Tech	185
Hits Allowed Per Nine Innings		
2010	Texas	7.13
2011	Texas	6.38
Strikeouts Per Nine Innings		
2010	Chance Ruffin, UT	13.49
ERA		
2010	John Stilson, TAMU	0.80
Hits Allowed Per Nine Innings		
2011	Corey Knebel, UT	4.52
Walks Allowed Per Nine Innings		
2011	Casey Hauptmann, NU	0.43
Batting Average		
1999	Ken Harvey, NU	.478
Hits		
2003	David Murphy, BU	121
2011	Tyler Naquin, TAMU	104
Runs		
2003	Chris Durbin, BU	94
Home Runs		
1999	Daylan Holt, TAMU	24
2007	Kyle Russell, UT	28
Home Runs Per Game		
2007	Kyle Russell, UT	0.44
Sacrifice Bunts		
2008	Robby Price, KU	24
2009	Brandon Loy, UT	25 (tied)
Sacrifice Bunts Per Game		
2008	Robby Price, KU	0.43
Sacrifice Flies		
2011	Jason King, K-STATE	12
Wins		
2008	Aaron Crow, MU	13 (tied)
2011	Ross Stripling, TAMU	14 (tied)
Triples		
1998	Jon Topolski, BU	11
2000	Tommy Whiteman, OU	10 (tied)
Saves		
2005	J. Brent Cox, UT	19
Wins		
2002	Justin Simmons, UT	16
2004	JP Howell, UT	14
2008	Aaron Crow, MU	13
2011	Ross Stripling, TAMU	14 (tied)
Strikeouts		
2012	Andrew Heaney, OSU	140

NCAA FINAL RPI FINISHES

Final Big 12 ranking in parentheses

2014 (2nd)

3.	Texas
7.	TCU
12.	Texas Tech
19.	Oklahoma State
38.	West Virginia
44.	Kansas
75.	Baylor
82.	Oklahoma
104.	Kansas State

2013 (4th)

16.	Kansas State
27.	Oklahoma
52.	Oklahoma State
69.	Kansas
74.	Texas
76.	Baylor
81.	West Virginia
102.	Texas Tech
106.	TCU

2012 (4th)

5.	Baylor
16.	Texas A&M
24.	Oklahoma
52.	Texas
70.	Texas Tech
74.	Missouri
100.	Oklahoma State
145.	Kansas State
152.	Kansas

2011 (3rd)

9.	Texas A&M
11.	Texas
30.	Oklahoma
31.	Baylor
45.	Oklahoma State
50.	Texas Tech
51.	Kansas State
69.	Nebraska
76.	Missouri
106.	Kansas

2010 (4th)

6.	Texas
15.	Oklahoma
20.	Texas A&M
34.	Baylor
41.	Kansas State
59.	Kansas
60.	Texas Tech
65.	Nebraska
75.	Missouri
96.	Oklahoma State

2009 (3rd)

2.	Texas
18.	Texas A&M
19.	Oklahoma
22.	Kansas State
26.	Oklahoma State
30.	Baylor
35.	Missouri

44.	Kansas
92.	Texas Tech
106.	Nebraska

2008 (3rd)

16.	Nebraska
17.	Oklahoma State
18.	Texas A&M
19.	Texas
37.	Oklahoma
43.	Missouri
50.	Kansas State
51.	Baylor
71.	Texas Tech
105.	Kansas

2007 (2nd)

5.	Texas
6.	Texas A&M
20.	Missouri
28.	Oklahoma
30.	Baylor
31.	Nebraska
39.	Oklahoma State
40.	Kansas State
84.	Texas Tech
137.	Kansas

2006 (3rd)

7.	Oklahoma
11.	Texas
13.	Nebraska
19.	Oklahoma State
31.	Baylor
33.	Kansas
42.	Missouri
61.	Texas Tech
66.	Texas A&M
68.	Kansas State

2005 (2nd)

1.	Texas
2.	Baylor
12.	Nebraska
37.	Oklahoma
45.	Texas A&M
46.	Missouri
50.	Oklahoma State
52.	Texas Tech
87.	Kansas State
107.	Kansas

2004 (3rd)

2.	Texas
17.	Texas A&M
29.	Oklahoma
31.	Nebraska
34.	Texas Tech
38.	Oklahoma State
46.	Baylor
51.	Missouri
112.	Kansas State
113.	Kansas

2003 (3rd)

6.	Texas
10.	Baylor
15.	Texas A&M
19.	Nebraska
36.	Missouri
50.	Oklahoma State
56.	Kansas
59.	Oklahoma
74.	Texas Tech
156.	Kansas State

2002 (3rd)

3.	Texas
14.	Nebraska
25.	Baylor
28.	Texas Tech
32.	Oklahoma
43.	Oklahoma State
52.	Texas A&M
67.	Kansas State
98.	Missouri
127.	Kansas

2001 (6th)

13.	Nebraska
30.	Baylor
37.	Oklahoma State
39.	Texas
40.	Texas Tech
71.	Missouri
76.	Texas A&M
107.	Oklahoma
111.	Kansas State
135.	Iowa State
141.	Kansas

2000 (5th)

18.	Texas
21.	Baylor
22.	Nebraska
23.	Oklahoma
63.	Oklahoma State
74.	Texas Tech
85.	Missouri
124.	Texas A&M
144.	Kansas
181.	Kansas State
200.	Iowa State

1999 (4th)

4.	Baylor
11.	Texas A&M
24.	Oklahoma State
26.	Texas
30.	Texas Tech
49.	Nebraska
62.	Missouri
67.	Oklahoma
101.	Kansas State
176.	Kansas
188.	Iowa State

1998 (4th)

26.	Texas A&M
27.	Baylor
28.	Oklahoma
36.	Oklahoma State
42.	Texas Tech
53.	Missouri
57.	Texas
73.	Nebraska
131.	Iowa State
168.	Kansas
169.	Kansas State

1997 (5th)

27.	Oklahoma State
28.	Texas A&M
32.	Oklahoma
35.	Texas Tech
48.	Texas
52.	Baylor
89.	Missouri
94.	Kansas
98.	Kansas State
153.	Iowa State
189.	Nebraska



FINAL NATIONAL RANKINGS

Baseball America

2014	
4.	Texas
5.	TCU
9.	Texas Tech
10.	Oklahoma State
2013	
13.	Kansas State
15.	Oklahoma
24.	Oklahoma State
2012	
10.	Baylor
14.	Oklahoma
19.	Texas A&M
2011	
6.	Texas
7.	Texas A&M
2010	
5.	Oklahoma
9.	Texas
23.	Texas A&M
2009	
2.	Texas
18.	Oklahoma
19.	Kansas State
2008	
12.	Texas A&M
17.	Oklahoma State
19.	Missouri
20.	Nebraska
21.	Texas
2007	
11.	Texas
12.	Texas A&M
23.	Oklahoma State
24.	Missouri
2006	
9.	Oklahoma
12.	Texas
15.	Nebraska
18.	Missouri
23.	Oklahoma State
2005	
1.	Texas
4.	Baylor
5.	Nebraska
21.	Missouri
2004	
2.	Texas
20.	Texas A&M
25.	Oklahoma
2003	
4.	Texas
11.	Baylor
13.	Nebraska
14.	Texas A&M
2002	
1.	Texas
9.	Nebraska
2001	
6.	Nebraska
21.	Texas Tech

2000	
8.	Nebraska
10.	Texas
14.	Baylor
1999	
7.	Texas A&M
8.	Baylor
9.	Oklahoma State
25.	Nebraska
1998	
11.	Texas A&M
22.	Baylor
25.	Texas Tech
1997	
12.	Texas Tech
14.	Oklahoma State
19.	Oklahoma

Collegiate Baseball

2014	
3.	Texas
5.	TCU
8.	Texas Tech
10.	Oklahoma State
2013	
15.	Kansas State
16.	Oklahoma
22.	Oklahoma State
2012	
10.	Baylor
13.	Oklahoma
19.	Texas A&M
2011	
7.	Texas
8.	Texas A&M
2010	
5.	Oklahoma
9.	Texas
18.	Texas A&M
2009	
2.	Texas
19.	Oklahoma
22.	Kansas State
27.	Oklahoma State
2008	
10.	Texas A&M
18.	Oklahoma State
21.	Missouri
22.	Nebraska
25.	Texas
2007	
14.	Texas A&M
17.	Texas
21.	Oklahoma State
27.	Missouri
2006	
10.	Oklahoma
16.	Missouri
17.	Texas
22.	Nebraska
23.	Oklahoma State
26.	Baylor

2005	
1.	Texas
4.	Baylor
6.	Nebraska
2004	
2.	Texas
16.	Texas A&M
2003	
4.	Texas
13.	Baylor
15.	Nebraska
17.	Texas A&M
2002	
1.	Texas
8.	Nebraska
24.	Texas Tech
2001	
14.	Nebraska
17.	Texas Tech
21.	Baylor
27.	Texas
2000	
7.	Texas
11.	Nebraska
18.	Baylor
1999	
7.	Texas A&M
8.	Oklahoma State
9.	Baylor
22.	Texas Tech
1998	
14.	Texas A&M
22.	Oklahoma
1997	
11.	Texas Tech
12.	Oklahoma State
17.	Oklahoma
NCBWA	
2014	
3.	Texas
5.	TCU
8.	Texas Tech
10.	Oklahoma State
2013	
14.	Kansas State
16.	Oklahoma
19.	Oklahoma State
2012	
9.	Baylor
14.	Oklahoma
19.	Texas A&M
2011	
7.	Texas
8.	Texas A&M
24.	Oklahoma
2010	
5.	Oklahoma
9.	Texas
24.	Texas A&M
2009	
2.	Texas

18.	Oklahoma
22.	Kansas State
25.	Texas A&M
2008	
14.	Texas A&M
17.	Oklahoma State
19.	Missouri
20.	Nebraska
21.	Texas
2007	
12.	Texas A&M
14.	Texas
19.	Oklahoma State
23.	Missouri
2006	
10.	Oklahoma
16.	Texas
19.	Nebraska
20.	Missouri
23.	Oklahoma State
2005	
1.	Texas
4.	Baylor
6.	Nebraska
25.	Missouri
2004	
2.	Texas
18.	Texas A&M
24.	Texas Tech
2003	
4.	Texas
12.	Baylor
15.	Nebraska
16.	Texas A&M
2002	
1.	Texas
8.	Nebraska
25.	Texas Tech
2001	
8.	Nebraska
22.	Texas Tech
24.	Oklahoma State
USA Today	
2014	
3.	Texas
5.	TCU
8.	Texas Tech
10.	Oklahoma State
2013	
14.	Kansas State
17.	Oklahoma
21.	Oklahoma State
2012	
9.	Baylor
14.	Oklahoma
18.	Texas A&M
2011	
6.	Texas A&M
7.	Texas
2010	
5.	Oklahoma
9.	Texas
21.	Texas A&M



FINAL NATIONAL RANKINGS

RECRUITING RANKINGS

Table of Final National Rankings from 2002 to 2009, listing team names and their respective ranks.

Table of Final National Rankings from 1997 to 2001, listing team names and their respective ranks.

Table of Recruiting Rankings from 2008 to 2014, listing team names and their respective ranks.

Table of Recruiting Rankings from 2000 to 2006, listing team names and their respective ranks.

Only 12 teams included in 2005 & 2004 rankings; Only 10 teams included from 2000-03.

YEAR-BY-YEAR FINAL NATIONAL RANKINGS

(Baseball America/Collegiate Baseball/NCBWA/USA Today)

Table showing year-by-year final national rankings for various teams (BU, KU, K-STATE, OU, OSU, TCU*, UT, TTU, WVU*) from 1997 to 2014.

*Only includes years while competing in the Big 12



ALL-TIME NCAA APPEARANCES & RECORDS

School	Total	Super Regional	CWS	Regional	Super Regional	CWS	Total	Pct.
Baylor	18	4	3	36-26	5-7	2-6	43-39	.524
Kansas	5	0	1	9-9	0-0	0-2	9-11	.450
Kansas State	4	1	0	6-6	1-2	0-0	7-8	.467
Oklahoma	36	4	10	65-49	3-7	15-16	83-72	.535
Oklahoma State	40	3	19	98-46	3-5	38-36	139-87	.615
TCU	12	4	2	21-17	5-6	4-4	30-27	.526
Texas	56	9	35	131-49	17-6	85-59	233-114	.671
Texas Tech	10	1	1	18-19	2-0	0-2	20-21	.488
West Virginia	11	0	0	8-22	--	--	8-22	.267
TOTAL	192	26	71	392-243	36-33	144-125	572-401	.588
BIG 12 TOTALS*	95	33	18	198-142	44-41	26-32	268-215	.558

*Includes departed members' appearances while in the Big 12

School	Years of Participation	Super Regional	CWS
Baylor	1948, 77, 78, 91, 93, 98, 99, 2000, 01, 02, 03, 05, 06, 07, 09, 10, 11, 12	1999, 2003, 05, 12	1977, 78, 2005
Kansas	1993, 94, 2006, 09, 14		1993
Kansas State	2009, 10, 11, 13 2013		
Oklahoma	1947, 51, 53, 55, 56, 72, 73, 74, 75, 76, 77, 79, 82, 84, 85, 86, 87, 88, 89, 91, 92, 94, 95, 97, 98, 2000, 02, 04, 05, 06, 08, 09, 10, 11, 12, 13	2006, 10, 12, 13	1951*, 72, 73, 74, 75, 76, 92, 94*, 95, 2010
Oklahoma State	1948, 49, 54, 55, 59, 60, 61, 66, 67, 68, 69, 78, 81, 82, 83, 84, 85, 86, 87, 88, 89, 90, 91, 92, 93, 94, 95, 96, 97, 98, 99, 2001, 04, 06, 07, 08, 09, 11, 13, 14	1999, 2007, 14	1954, 55, 59*, 60, 61^, 66^, 67, 68, 81^, 82, 83, 84, 85, 86, 87^, 90^, 93, 96, 99
TCU	1956, 94, 2004, 05, 06, 07, 08, 09, 10, 11, 12, 14	2009, 10, 12, 14	2010, 14
Texas	1947, 49, 50, 52, 53, 54, 57, 58, 60, 61, 62, 63, 65, 66, 67, 68, 69, 70, 71, 72, 73, 74, 75, 76, 79, 80, 81, 82, 83, 84, 85, 86, 87, 88, 89, 90, 91, 92, 93, 94, 95, 96, 99, 2000, 01, 02, 03, 04, 05, 06, 07, 08, 09, 10, 11, 14	2000, 02, 03, 04, 05, 09, 10, 11, 14	1949*, 50*, 52, 53^, 57, 61, 62, 63, 65, 66, 68, 69, 70, 72, 73, 74, 75*, 79, 81, 82, 83*, 84^, 85^, 87, 89^, 92, 93, 2000, 02*, 03, 04^, 05*, 09^, 11, 14
Texas Tech	1995, 96, 97, 98, 99, 2000, 01, 02, 04, 14	2014	2014
West Virginia	1955, 61, 62, 63, 64, 67, 82, 85, 87, 94, 96		

*won national championship

^national championship runner-up



NCAA REGIONAL APPEARANCES (95, 198-142)

1997	4	OU, OSU, TAMU, TTU	1998	5	BU, OU, OSU, TAMU, TTU
1999	5	BU, NU, OSU, TAMU, TTU	2000	5	BU, NU, OU, UT, TTU
2001	5	BU, NU, OSU, UT, TTU	2002	5	BU, NU, OU, UT, TTU
2003	5	BU, MU, NU, UT, TAMU	2004	6	MU, OU, OSU, UT, TAMU, TTU
2005	5	BU, MU, NU, OU, UT	2006	7	BU, KU, MU, NU, OU, OSU, UT
2007	6	BU, MU, NU, OSU, UT, TAMU	2008	6	MU, NU, OU, OSU, UT, TAMU
2009	8	BU, KU, K-STATE, MU, OU, OSU, UT, TAMU	2010	5	BU, K-STATE, OU, UT, TAMU
2011	6	BU, K-STATE, OU, OSU, UT, TAMU	2012	4	BU, MU, OU, TAMU
2013	3	K-STATE OU, OSU	2014	5	KU, OSU, TCU, UT, TTU

SCHOOL	APP	RECORD	YEARS
Baylor	13	26-19	1998, 99, 2000, 01, 02, 03, 05, 06, 07, 09, 10, 11, 12
Kansas	3	4-6	2006, 09, 2014
Kansas State	4	6-6	2009, 10, 11, 13
Missouri	8	12-15	2003, 04, 05, 06, 07, 08, 09, 12
Nebraska	9	19-10	1999, 2000, 01, 02, 03, 05, 06, 07, 08
Oklahoma	13	25-20	1997, 98, 2000, 02, 04, 05, 06, 08, 09, 10, 11, 12, 13
Oklahoma State	12	25-19	1997, 98, 99, 2001, 04, 06, 07, 08, 09, 11, 13, 14
TCU	1	3-0	2014
Texas	14	38-15	1999, 2000, 01, 02, 03, 04, 05, 06, 07, 08, 09, 10, 11, 14
Texas A&M	11	27-17	1997, 98, 99, 2003, 04, 07, 08, 09, 10, 11, 12
Texas Tech	8	13-15	1997, 98, 99, 2000, 01, 02, 04, 14

NCAA SUPER REGIONALS APPEARANCES (33, 44-41)

1997	--	--	1998	--	--
1999	3	BU, OSU, TAMU	2000	2	NU, UT
2001	1	NU	2002	2	NU, UT
2003	2	BU, UT	2004	2	UT, TAMU
2005	3	BU, NU, UT	2006	2	MU, OU
2007	2	OSU, TAMU	2008	1	TAMU
2009	1	UT	2010	2	OU, UT
2011	2	UT, TAMU	2012	2	BU, OU
2013	2	K-STATE, OU	2014	4	OSU, TCU, UT, TTU

SCHOOL	APP	RECORD	YEARS
Baylor	4	5-7	1999, 2003, 05, 12
Kansas State	1	1-2	2013
Missouri	1	0-2	2006
Nebraska	4	7-3	2000, 01, 02, 05
Oklahoma	4	3-7	2006, 10, 12, 13
Oklahoma State	3	3-3	1999, 2007, 14
TCU	1	2-1	2014
Texas	9	15-6	2000, 02, 03, 04, 05, 09, 10, 11, 14
Texas A&M	5	4-8	1999, 2004, 07, 08, 11
Texas Tech	1	2-0	2014

NCAA COLLEGE WORLD SERIES (18, 26-32)

1997	0	--	1998	0	--
1999	2	OSU, TAMU	2000	1	UT
2001	1	NU	2002	2	NU, UT
2003	1	UT	2004	1	UT
2005	3	BU, NU, UT	2006	0	--
2007	0	--	2008	0	--
2009	1	UT	2010	1	OU
2011	2	UT, TAMU	2012	0	--
2013	0	--	2014	3	TCU, UT, TTU

SCHOOL	APP	RECORD	YEARS
Baylor	1	2-2	2005
Nebraska	3	1-6	2001, 02, 05
Oklahoma	1	1-2	2010
Oklahoma State	1	0-2	1999
TCU	2	1-2	2014
Texas	7	21-12	2000, 02, 03, 04, 05, 09, 11, 14
Texas A&M	2	0-4	1999, 2011
Texas Tech	1	0-2	2014

BIG 12 NCAA CHAMPIONSHIP APPEARANCES

Regionals	95
Super Regionals	33
College World Series	18

BIG 12 NCAA CHAMPIONSHIP RECORDS

Regionals	198-142
Super Regionals	44-41
College World Series	26-32
Total	268-215

NCAA CHAMPIONSHIP APPEARANCES & RECORDS BY SCHOOL (ALL TIME)

Baylor	18 (43-39)
Kansas	5 (9-11)
Kansas State	4 (7-8)
Oklahoma	35 (83-72)
Oklahoma State	40 (139-87)
TCU	12 (30-27)
Texas	56 (233-114)
Texas Tech	10 (20-21)
West Virginia	11 (8-22)

SUPER REGIONAL HOST SITES (16)

1999	Baylor, Texas A&M
2000	Texas
2001	Nebraska
2002	Nebraska, Texas
2004	Texas
2005	Baylor, Nebraska
2009	Texas
2011	Texas
2012	Baylor
2014	Oklahoma State, TCU, Texas, Texas Tech

SUPER REGIONAL HOST RECORDS

Baylor	4-5
Nebraska	6-1
Oklahoma State	0-2
TCU	2-1
Texas	12-3
Texas A&M	2-1
Texas Tech	2-0
Total	28-13 (.683)

NATIONAL SEEDS (16)

1999	4. BU, 7. TAMU
2001	8. NU
2002	5. UT
2004	1. UT
2005	3. NU, 4. BU
2006	3. UT, 6. NU
2007	4. UT
2009	1. UT, 7. OU
2010	2. UT
2011	7. UT
2012	4. BU
2014	7. TCU



YEAR-BY-YEAR BIG 12 NCAA APPEARANCES & RECORDS

APPEARANCES

RECORDS

Year	APPEARANCES			RECORDS						APPEARANCES	
	Total	Super Regional	CWS	Regional	Pct.	Super Regional	Pct.	CWS	Pct.	Total	Pct.
1997	4	--	0	2-8	.200	--	--	--	--	2-8	.200
1998	5	--	0	9-10	.474	--	--	--	--	9-10	.474
1999	5	3	2	15-8	.652	5-4*	.556	0-4	.000	20-16	.556
2000	5	2	1	10-7	.588	3-2	.600	0-2	.000	13-11	.520
2001	5	1	1	12-8	.600	2-0	1.000	0-2	.000	14-10	.583
2002	5	2	2	9-6*	.571	4-2	.667	4-2	.667	17-10	.630
2003	5	2	1	12-7	.632	3-2	.600	2-2	.500	17-11	.607
2004	6	2	1	11-9	.550	2-2	.500	3-2	.600	16-13	.552
2005	5	3	3	13-5	.722	6-2	.750	8-4*	.667	27-11	.711
2006	7	2	0	14-12	.538	1-4	.200	--	---	15-16	.484
2007	6	2	0	14-9	.609	1-4	.200	--	---	15-13	.536
2008	6	1	0	11-11	.500	0-2	.000	--	---	11-13	.458
2009	8	1	1	14-14	.500	2-1	.667	4-2	.667	20-17	.541
2010	5	2	1	12-6	.667	3-3	.500	1-2	.333	16-11	.593
2011	6	2	2	9-10	.474	4-2	.667	0-4	.000	13-16	.448
2012	4	2	0	10-6	.625	1-4	.200	--	---	11-10	.524
2013	3	2	0	8-2	.800	1-4	.200	--	--	9-6	.600
2014	5	4	3	13-4	.765	6-3	.667	4-6*	.400	23-13	.639
TOTAL	95	33	18	198-142	.573	44-41	.518	26-32	.448	268-215	.555

*Big 12 teams competed against each other. Record includes both team's results.





OVERALL: 268-215, .558

REGIONALS: 198-142; SUPER REGIONALS: 44-41; CWS: 26-32

2014**COLLEGE WORLD SERIES**

UC Irvine 3, Texas I
TCU 3, Texas Tech 2
Texas 4, Louisville I
Mississippi 2, Texas Tech I (TTU eliminated)
Virginia 3, TCU 2 (I5)
Texas I, UC Irvine 0
Mississippi 6, TCU 4 (TCU eliminated)
Texas 4, Vanderbilt 0
Vanderbilt 4, Texas 3 (I0) (UT eliminated)

SUPER REGIONALS

Austin, Texas
Texas 4, Houston 2
Texas 4, Houston 0

Fort Worth, Texas

TCU 3, Pepperdine 2
Pepperdine 3, TCU 2
TCU 6, Pepperdine 5

Lubbock, Texas

Texas Tech I, College of Charleston 0
Texas Tech I, College of Charleston 0

Stillwater, Okla.

UC Irvine 8, Oklahoma State 4
UC Irvine I, Oklahoma State 0 (OSU eliminated)

REGIONALS

Coral Gables, Fla.
Texas Tech 3, Columbia 2
Texas Tech 3, Miami (Fla.) 0
Miami (Fla.) 2, Texas Tech I (I0)
Texas Tech 4, Miami (Fla.) 0

Fort Worth, Texas

TCU 2, Siena I (II)
TCU 3, Sam Houston State I (22)
TCU 6, Sam Houston State I

Houston, Texas

Texas 8, Texas A&M I
Texas 3, Rice 2 (II)
Texas A&M 3, Texas 2
Texas 4, Texas A&M I

Louisville, Ky.

Kansas IO, Kentucky 6
Louisville 6, Kansas 3
Kentucky 8, Kansas 6 (KU eliminated)

Stillwater, Okla.

Oklahoma State 8, Binghamton 0
Oklahoma State I3, Cal State Fullerton 7
Oklahoma State 6, Cal State Fullerton 4

2013**SUPER REGIONALS**

Corvallis, Ore.
Kansas State 6, Oregon State 2 (IO)
Oregon State I2, Kansas State 4
Oregon State 4, Kansas State 3 (K-STATE eliminated)

Baton Rouge, La.

LSU 2, Oklahoma 0
LSU II, Oklahoma I (OU eliminated)

REGIONALS

Manhattan, Kan.
Kansas State 20, Wichita State II
Kansas State 7, Bryant I
Kansas State 4, Arkansas 3

Blacksburg, Va.

Oklahoma 7, Coastal Carolina 3
Oklahoma 5, Connecticut 3 (I2)
Oklahoma IO, Virginia Tech 4

Louisville, Ky.

Miami (Fla.) 7, Oklahoma State 0
Oklahoma State 7, Bowling Green 3
Oklahoma State 7, Miami (Fla.) I
Louisville I2, Oklahoma State 3 (OSU eliminated)

2012**SUPER REGIONALS**

Waco, Texas
Baylor 8, Arkansas I
Arkansas 5, Baylor 4
Arkansas I, Baylor 0 (BU eliminated)

Columbia, S.C.

South Carolina 5, Oklahoma 0
South Carolina 5, Oklahoma I (OU eliminated)

REGIONALS

Waco, Texas
Oral Roberts 4, Baylor 2
Baylor II, UT Arlington 6
Baylor 5, Oral Roberts 2
Baylor 9, Dallas Baptist 2
Baylor 8, Dallas Baptist 2

Tucson, Ariz.

Arizona I5, Missouri 3
Missouri 6, New Mexico State 2
Louisville II, Missouri 3 (MU eliminated)

Charlottesville, Va.

Appalachian State 5, Oklahoma 4
Oklahoma 2, Army 4 (IO)
Oklahoma 5, Virginia 4
Oklahoma I4, Appalachian State 6
Oklahoma 5, Appalachian State 2

College Station, Texas

Texas A&M 4, Dayton I
Mississippi 6, Texas A&M 3
TCU IO, Texas A&M 2 (TAMU eliminated)

2011**COLLEGE WORLD SERIES**

Florida 8, Texas 4
South Carolina 5, Texas A&M 4
North Carolina 3, Texas 0 (UT eliminated)
California 7, Texas A&M 3 (TAMU eliminated)

SUPER REGIONALS

Austin, Texas
Arizona State 3, Texas I
Texas 5, Arizona State 3
Texas 4, Arizona State 2

Tallahassee, Fla.

Texas A&M 6, Florida State 2
Florida State 23, Texas A&M 9
Texas A&M II, Florida State 2

REGIONALS

Austin, Texas
Texas 5, No. 4 Princeton 3
Kent State 7, Texas 5
Texas 4, Texas State 3
Texas 9, Kent State 3
Texas 5, Kent State 0

College Station, Texas

Texas A&M IO, Wright State 0
Texas A&M 6, Seton Hall 3
Arizona 7, Texas A&M 4
Texas A&M 5, Arizona 0

Fort Worth, Texas

Dallas Baptist 3, Oklahoma 0 (IO)
Oral Roberts 7, Oklahoma 0 (OU eliminated)

Houston, Texas

Baylor 6, California 4
Baylor 3, No. I Rice 2
California 8, Baylor 0
California 9, Baylor 8 (BU eliminated)

Nashville, Tenn.

Troy 9, Oklahoma State 2
Belmont 3, Oklahoma State 2 (OSU eliminated)

Fullerton, Calif.

Stanford IO, Kansas State 3
Illinois 5, Kansas State 3 (K-STATE eliminated)

2010**COLLEGE WORLD SERIES**

Oklahoma 4, South Carolina 3
Clemson 6, Oklahoma 4
South Carolina 3, Oklahoma 2 (OU eliminated)

SUPER REGIONALS

Fort Worth, Texas
TCU 3, Texas I (UT eliminated)
Texas I4, TCU I
TCU 4, Texas I

Charlottesville, Va.

Virginia 3, Oklahoma 2
Oklahoma IO, Virginia 7
Oklahoma II, Virginia 0

REGIONALS

Coral Gables, Fla.
Texas A&M I7, FIU 3
Miami (Fla.) I4, Texas A&M I
Texas A&M 4, Dartmouth 3
Texas A&M II, Miami (Fla.) 7
Miami (Fla.) IO, Texas A&M 3 (TAMU eliminated)



Norman, Okla.
Oklahoma 7, Oral Roberts 6
Oklahoma 7, North Carolina 6
Oklahoma 3, North Carolina 2

Fort Worth, Texas
Arizona 10, Baylor 9
Baylor 6, Lamar 4
Baylor 4, Arizona 2
TCU 9, Baylor 0 (BU eliminated)

Austin, Texas
Texas II, Rider 0
Texas 4, Louisiana Lafayette 2
Texas 4, Rice 1

Fayetteville, Ark.
Washington State 9, Kansas State 6
Kansas State 9, Grambling State 8
Washington State 9, Kansas State 6 (K-STATE eliminated)

2009 COLLEGE WORLD SERIES

Championship Series:
LSU 7, Texas 6 (UT runner-up)
Texas 5, LSU 1
LSU II, Texas 4

Texas 7, Southern Mississippi 6
Texas 10, Arizona State 6
Texas 4, Arizona State 3

SUPER REGIONALS

Austin, Texas
Texas 10, TCU 4
TCU 3, Texas 2
Texas 5, TCU 2

REGIONALS

Chapel Hill, N.C.
Coastal Carolina II, Kansas 3
Kansas 16, Dartmouth 0
Kansas 5, Coastal Carolina 1
North Carolina 12, Kansas I (KU eliminated)

Houston, Texas
Kansas State 16, Xavier 8
Kansas State 7, Rice 6
Rice 8, Kansas State 0
Rice 13, Kansas State 4 (K-STATE eliminated)

Fort Worth, Texas
Oregon State 9, Texas A&M 8
Texas A&M 6, Wright State 4
Oregon State 13, Texas A&M 5 (TAMU eliminated)

Clemson, S.C.
Oklahoma State 10, Alabama 6
Oklahoma State 3, Clemson, 2
Clemson 15, Oklahoma State 1
Clemson 6, Oklahoma State 5 (OSU eliminated)

Oxford, Miss.
Western Kentucky II, Missouri 5
Missouri 9, Monmouth 0
Western Kentucky II, Missouri 6 (MU eliminated)

Austin, Texas
Texas 3, Army 1
Texas 3, Boston College 2 (25)
Texas 14, Army 10

Baton Rouge, La.
Baylor 5, Minnesota 0
LSU 3, Baylor 2
Minnesota 15, Baylor 12 (BU eliminated)

Norman, Okla.
Oklahoma 5, Wichita State 4
Arkansas 17, Oklahoma 6
Oklahoma 7, Washington State 2
Arkansas II, Oklahoma 0 (OU eliminated)

2008 SUPER REGIONALS

Houston, Texas
Rice 9, Texas A&M 7
Rice 6, Texas A&M 5 (TAMU eliminated)

REGIONALS

College Station, Texas
Texas A&M 15, Illinois-Chicago 1
Texas A&M 22, Houston 4
Houston 4, Texas A&M 3
Texas A&M 13, Houston 5

Coral Gables, Fla.
Missouri 7, Ole Miss 0
Miami (Fla.) 6, Missouri 5
Ole Miss 9, Missouri 6 (MU eliminated)

Houston, Texas
St. John's 2, Texas 1
Texas 13, Sam Houston State 3
Texas 4, St. John's 3
Rice 7, Texas 4 (UT eliminated)

Lincoln, Neb.
Nebraska 13, Eastern Illinois 10
UC Irvine 3, Nebraska 2
Oral Roberts 8, Nebraska 0 (NU eliminated)

Stillwater, Okla.
Oklahoma State 5, Western Kentucky 3
Wichita State 5, Oklahoma State 3
Oklahoma State 9, TCU 8
Wichita State II, Oklahoma State 3 (OSU elim.)

Tempe, Ariz.
Oklahoma 8, Vanderbilt 5
Arizona State 15, Oklahoma 3
Oklahoma II, Vanderbilt 10
Arizona State 12, Oklahoma 0 (OU eliminated)

2007 SUPER REGIONALS

Houston, Texas
Rice 3, Texas A&M 2 (10)
Rice 5, Texas A&M 2 (TAMU eliminated)

Louisville, Ky.
Louisville 0, Oklahoma State 0
Oklahoma State 3, Louisville 2 (12)
Louisville 20, Oklahoma State 2 (OSU eliminated)

REGIONALS

College Station, Texas
Texas A&M 7, Le Moyne 2
Louisiana Lafayette 5, Texas A&M
Texas A&M 10, Ohio State 4
Texas A&M 4, Louisiana Lafayette 1
Texas A&M 5, Louisiana Lafayette 2

Columbia, Mo.
Missouri 10, Kent State 2
Missouri 7, Louisville 5
Louisville 4, Missouri 3
Louisville 16, Missouri 6 (MU eliminated)

Fayetteville, Ark.
Oklahoma State 6, Creighton 4
Oklahoma State 14, Arkansas 3
Oklahoma State 7, Arkansas 6

Houston, Texas
TCU 3, Baylor 2
Baylor 9, Prairie View 2
TCU 10, Baylor 5 (BU eliminated)

Round Rock, Texas
Texas 8, Brown 2
UC Irvine 3, Texas 1
Texas 7, Wake Forest 4 (12)
UC Irvine 9, Texas 6 (UT eliminated)

Tempe, Ariz.
UC Riverside 10, Nebraska 5
Nebraska 6, Monmouth 5
Nebraska II, UC Riverside 1
Arizona State 19, Nebraska 7 (NU eliminated)

2006 SUPER REGIONALS

Fullerton, Calif.
Cal State Fullerton 7, Missouri 1
Cal State Fullerton 9, Missouri I (MU eliminated)

Houston, Texas
Rice 10, Oklahoma 4
Oklahoma II, Rice 5
Rice 9, Oklahoma 5 (OU eliminated)

REGIONALS

Austin, Texas
Texas 9, UT Arlington 1
Stanford 12, Texas 8
North Carolina State 6, Texas 3 (UT eliminated)

Corvallis, Ore.
Kansas 9, Hawaii 6
Oregon State II, Kansas 3
Hawaii 9, Kansas 5 (KU eliminated)

Fayetteville, Ark.
Oklahoma State 4, Princeton 1
Oral Roberts 5, Oklahoma State 4
Oklahoma State 6, Arkansas 5
Oral Roberts 9, Oklahoma State 2 (OSU eliminated)

Houston, Texas
Baylor 3, Arizona State 2
Rice 7, Baylor 2
Baylor 7, Arizona State 2
Rice 7, Baylor 4 (BU eliminated)



Lincoln, Neb.
 Manhattan 4, Nebraska 1
 San Francisco 5, Nebraska 1 (NU eliminated)

Malibu, Calif.
 Pepperdine 3, Missouri 2
 Missouri 1, UC Irvine 0 (14)
 Missouri 2, UCLA 1
 Missouri 4, Pepperdine 1
 Missouri 8, Pepperdine 3

Norman, Okla.
 TCU 6, Oklahoma 5
 Oklahoma 8, Houston 6
 Oklahoma 15, TCU 6
 Oklahoma 12, Wichita State 7
 Oklahoma 7, Wichita State 6

2005 COLLEGE WORLD SERIES

Championship Series
 Texas 4, Florida 2 (UT champions)
 Texas 6, Florida 2

Nebraska 5, Arizona State 3
 Texas 5, Baylor 1
 Florida 7, Nebraska 4
 Baylor 4, Oregon State 3
 Texas 5, Tulane 0
 Arizona State 8, Nebraska 7 (NU eliminated)
 Baylor 8, Tulane 7
 Texas 4, Baylor 3 (BU eliminated)

SUPER REGIONALS

Oxford, Miss.
 Ole Miss 6, Texas 4
 Texas 3, Ole Miss 1
 Texas 6, Ole Miss 4

Waco, Texas
 Clemson 4, Baylor 2
 Baylor 7, Clemson 1
 Baylor 6, Clemson 1

Lincoln, Neb.
 Nebraska 3, Miami (Fla.) 1
 Nebraska 6, Miami (Fla.) 3

REGIONALS

Oxford, Miss.
 Oklahoma 5, Southern Mississippi 4
 Ole Miss 7, Oklahoma 3
 Oklahoma 11, Maine 10
 Ole Miss 20, Oklahoma 5 (OU eliminated)

Austin, Texas
 Texas 20, Quinnipiac 2
 Arkansas 9, Texas 2
 Texas 12, Miami (Ohio) 5
 Texas 19, Arkansas 8
 Texas 5, Arkansas 2

Waco, Texas
 Baylor 8, UT San Antonio 3
 Baylor 8, TCU 3
 Baylor 4, Stanford 3 (12)

Fullerton, Calif.
 Arizona 5, Missouri 3
 Missouri 14, Harvard 6
 Cal State Fullerton 8, Missouri 6 (MU eliminated)

Lincoln, Neb.
 Nebraska 8, Illinois-Chicago 6
 Nebraska 10, Creighton 8
 Nebraska 10, Creighton 2

2004 COLLEGE WORLD SERIES

Championship Series
 Cal State Fullerton 6, Texas 4
 Cal State Fullerton 3, Texas 2 (UT runner-up)

Texas 13, Arkansas 2
 Texas 9, Georgia 3
 Texas 7, Georgia 6

SUPER REGIONALS

Austin, Texas
 Texas 15, Vanderbilt 3
 Texas 10, Vanderbilt 2

Baton Rouge, La.
 LSU 11, Texas A&M 8
 LSU 4, Texas A&M 0 (TAMU eliminated)

REGIONALS

Austin, Texas
 Texas 10, Youngstown State 3
 Texas 7, Oral Roberts 5
 Texas 7, Oral Roberts 3

Tallahassee, Fla.
 UCF 7, Oklahoma State 3
 Oklahoma State 4, Bethune-Cookman 1
 UCF 12, Oklahoma State 9 (10) (OSU eliminated)

Fayetteville, Ark.
 Wichita State 3, Missouri 0
 Missouri 11, Le Moyne 3
 Arkansas 10, Missouri 7 (MU eliminated)

Atlanta, Ga.
 Texas Tech 10, Mississippi State 6
 Georgia Tech 9, Texas Tech 3
 Texas Tech 14, Mississippi State 7
 Georgia Tech 5, Texas Tech 3 (TTU eliminated)

Houston, Texas
 Texas A&M 14, Lamar 3
 Texas A&M 12, Texas Southern 1
 Rice 3, Texas A&M 1
 Texas A&M 7, Rice 5

Oklahoma City, Okla.
 UCLA 9, Oklahoma 1
 Oklahoma 6, Central Connecticut State 1
 UCLA 17, Oklahoma 7 (OU eliminated)

2003 COLLEGE WORLD SERIES

Texas 13, Miami (Fla.) 2
 Rice 12, Texas 2
 Texas 5, Miami (Fla.) 1
 Rice 5, Texas 4 (UT eliminated)

SUPER REGIONALS

Tallahassee, Fla.
 Texas 8, Florida State 3
 Texas 6, Florida State 5

Baton Rouge, La.
 Baylor 4, LSU 1
 LSU 6, Baylor 5
 LSU 20, Baylor 5 (BU eliminated)

REGIONALS

Austin, Texas
 Texas 7, Bucknell 0
 Texas 7, Lamar 3
 Lamar 6, Texas 2
 Texas 6, Lamar 3

College Station, Texas
 Texas A&M 6, Oral Roberts 3
 Texas A&M 16, Alabama 5
 Houston 7, Texas A&M 6
 Houston 7, Texas A&M 6 (10) (TAMU eliminated)

Lincoln, Neb.
 Nebraska 16, Eastern Michigan 11
 Missouri State 4, Nebraska 2
 Nebraska 18, Eastern Michigan 2
 Nebraska 9, Missouri State 5
 Missouri State 7, Nebraska 0 (NU eliminated)

Hattiesburg, Miss.
 Baylor 7, Murray State 6
 Baylor 10, Southern 3
 Baylor 3, Southern Mississippi 2

Starkville, Miss.
 North Carolina 4, Missouri 3 (11)
 Missouri 13, Middle Tennessee 7
 Mississippi State 10, Missouri 5 (MU eliminated)

2002 COLLEGE WORLD SERIES

Championship
 Texas 12, South Carolina 6 (UT champions)
 Clemson 11, Nebraska 10
 Texas 2, Rice 1
 South Carolina 10, Nebraska 8 (NU eliminated)
 Texas 8, Stanford 7
 Texas 6, Stanford 5

SUPER REGIONALS

Austin, Texas
 Houston 2, Texas 0
 Texas 17, Houston 2
 Texas 5, Houston 2

Lincoln, Neb.
 Nebraska 2, Richmond 0
 Richmond 6, Nebraska 2
 Nebraska 11, Richmond 6

REGIONALS

Austin, Texas
 Baylor 4, Lamar 2
 Texas 7, Central Connecticut State 4
 Texas 10, Baylor 8
 Baylor 10, Lamar 9
 Texas 2, Baylor 0 (BU eliminated)



Houston, Texas
Texas Tech 5, Washington 4
Rice 6, Texas Tech 0
Washington 3, Texas Tech I (TTU eliminated)

Wichita, Kan.
Arkansas 8, Oklahoma 5
Wichita State 8, Oklahoma 4 (OU eliminated)

Lincoln, Neb.
Nebraska 7, Milwaukee 2
Nebraska 9, Marist 1
Nebraska 14, Missouri State 3

2001 COLLEGE WORLD SERIES
Cal State Fullerton 5, Nebraska 4
Tulane 6, Nebraska 5 (NU eliminated)

SUPER REGIONALS
Lincoln, Neb.
Nebraska 7, Rice 0
Nebraska 9, Rice 6 (10)

REGIONALS
Fullerton, Calif.
Arizona State 12, Texas Tech 3
Texas Tech 14, Temple 3
Texas Tech 9, Arizona State 8
Texas Tech II, Cal State Fullerton 5
Cal State Fullerton 9, Texas Tech 2 (TTU eliminated)

Houston, Texas
Baylor 7, Houston 1
Baylor II, Rice 10
Rice 7, Baylor 4
Rice 5, Baylor 4 (BU eliminated)

Lincoln, Neb.
Nebraska 16, UNI 6
Nebraska 5, Rutgers 4
Nebraska 14, Rutgers 10

New Orleans, La.
Oklahoma State 5, Ole Miss 4 (10)
Tulane 13, Oklahoma State 10
Oklahoma State 16, Ole Miss 7
Tulane 9, Oklahoma State 8 (OSU eliminated)

Stanford, Calif.
Texas II, Long Beach State 2
Texas 4, Stanford 3
Stanford 10, Texas 9 (10)
Stanford 4, Texas 3 (UT eliminated)

2000 COLLEGE WORLD SERIES
LSU 13, Texas 5 (UT eliminated)
Florida State 6, Texas 2

SUPER REGIONALS
Austin, Texas
Texas 7, Penn State 3
Texas 10, Penn State 0

Palo Alto, Calif.
Nebraska 7, Stanford 3
Stanford 7, Nebraska 1
Stanford 5, Nebraska 3 (NU eliminated)

REGIONALS
Minneapolis, Minn.
Nebraska 2, Butler 1
Nebraska 4, Minnesota 1
Nebraska 8, Wichita State 1

Houston, Texas
Rice 5, Texas Tech 2
Texas Tech 10, Princeton 1
Rice II, Texas Tech 4 (TTU eliminated)

Waco, Texas
Texas State 6, Baylor 0
Florida 10, Baylor 1 (BU eliminated)

Oklahoma City, Okla.
Oklahoma 6, Oral Roberts 5 (II)
UCLA 10, Oklahoma 5
Oklahoma 9, Oral Roberts 7
UCLA II, Oklahoma 3 (OU eliminated)

Tempe, Ariz.
Texas 5, Creighton 4
Arizona State 3, Texas 1
Texas II, Miami (Ohio) 1
Texas 6, Arizona State 4
Texas 9, Arizona 7

1999 COLLEGE WORLD SERIES
Alabama II, Oklahoma State 3
Florida State 7, Texas A&M 3
Rice 7, Oklahoma State 2 (OSU eliminated)
Cal State Fullerton 4, Texas A&M 2 (TAMU eliminated)

SUPER REGIONALS
College Station, Texas
Texas A&M 20, Clemson 3
Clemson 10, Texas A&M 3
Texas A&M 5, Clemson 4

Waco, Texas
Oklahoma State 18, Baylor II
Baylor 17, Oklahoma State 7
Oklahoma State 6, Baylor 2 (BU eliminated)

REGIONALS
Houston, Texas
Louisiana Lafayette 13, Texas 6
Texas 7, Texas State 5
Houston 8, Texas 5 (UT eliminated)

Columbus, Ohio
Mississippi State 18, Nebraska 14
Nebraska 10, Bowling Green 5
Mississippi State 13, Nebraska 7 (NU eliminated)

Lubbock, Texas
Texas Tech 5, Rutgers 2
Texas Tech 8, Milwaukee 5
Rice 3, Texas Tech 1
Rice 15, Texas Tech II (TTU eliminated)

Waco, Texas
Baylor 7, Eastern Illinois 3
Baylor 6, Minnesota 4
Baylor 22, Minnesota 6

Wichita, Kan.
UCLA 12, Oklahoma State 6
Oklahoma State 12, Oral Roberts 4
Oklahoma State 17, UCLA 10
Oklahoma State II, Wichita State 8
Oklahoma State 7, Wichita State 6

College Station, Texas
Texas A&M 6, Monmouth 0
Long Beach State 7, Texas A&M 5
Texas A&M 13, Ole Miss 6
Texas A&M 9, Long Beach State 5
Texas A&M 17, Long Beach State 7

1998 REGIONALS
Atlantic I
Texas Tech 6, North Carolina 2
South Carolina 9, Texas Tech 8
Miami (Fla.) 13, Texas Tech 0 (TTU eliminated)

Atlantic II
Oklahoma 6, Delaware 3
Oklahoma 9, Rutgers 7
Florida State 23, Oklahoma 2
Auburn 9, Oklahoma 8 (OU eliminated)

South I
Richmond 12, Baylor 10
Baylor 10, Florida 5
Illinois 8, Baylor 7 (13) (BU eliminated)

Central
Texas A&M 17, Charlotte 0
Texas A&M 4, Mississippi State 3
Mississippi State 10, Texas A&M 9
Texas A&M 6, Washington 4
Mississippi State II, Texas A&M 5 (TAMU eliminated)

Midwest
Oklahoma State 13, Georgia Tech 4
Oklahoma State 13, Arizona State 8
Arizona State 13, Oklahoma State 5
Georgia Tech 6, Oklahoma State 4 (OSU eliminated)

1997 REGIONALS
Central
Texas State 7, Texas Tech 6 (II)
Missouri State 4, Texas Tech 2 (TTU eliminated)

Midwest
Oklahoma State 8, Stetson 1
Oklahoma State 10, Harvard 7
UCLA 14, Oklahoma State 2
UCLA 22, Oklahoma State 2 (OSU eliminated)

South I
Long Beach State 1, Oklahoma 0
LSU 14, Oklahoma 3 (OU eliminated)

West
Fresno State 2, Texas A&M 1
Stanford 3, Texas A&M I (TAMU eliminated)

**ABCA****PLAYER OF THE YEAR**

- 2005 Alex Gordon, Nebraska (winner)
2002 Jed Morris, Nebraska (finalist)

GOLD GLOVE WINNER

- 2014 Brooks Marlow, Texas, 2B
Logan Brown, Baylor, OF
2011 Kelby Tomlinson, Texas Tech, SS

ASSISTANT COACH OF YEAR

- 2006 Mitch Thompson, Baylor

MIDWEST REGION COACH OF THE YEAR

- 2009 Brad Hill, Kansas State

BASEBALL AMERICA**PLAYER OF THE YEAR**

- 2005 Alex Gordon, Nebraska, 3B
1999 Jason Jennings, Baylor, P

COACH OF YEAR

- 2002 Augie Garrido, Texas
2001 Dave Van Horn, Nebraska

COLLEGIATE BASEBALL**PLAYER OF THE YEAR**

- 1999 Jason Jennings, Baylor, P

NATIONAL FRESHMAN OF THE YEAR

- 2000 Zane Carlson, Baylor, P

COACH OF THE YEAR

- 2005 Augie Garrido, Texas
2002 Augie Garrido, Texas

NCBWA**DICK HOWSER TROPHY**

- 2011 Taylor Jungmann, Texas, P
2005 Alex Gordon, Nebraska, 3B
1999 Jason Jennings, Baylor, P

STOPPER OF THE YEAR

- 2011 Corey Knebel, Texas
2010 Chance Ruffin, Texas
2006 Don Czyz, Kansas
2005 J. Brent Cox, Texas

FRESHMAN PITCHER OF THE YEAR

- 2011 Corey Knebel, Texas

DISTRICT VI PLAYER OF THE YEAR

- 2014 Brendan McCurry, Oklahoma State
2010 Aaron Senne, Missouri
2009 A.J. Morris, Kansas State
2008 Aaron Crow, Missouri
2007 Tyler Mach, Oklahoma State
2005 Alex Gordon, Nebraska
2004 Alex Gordon, Nebraska
2003 Matt Hopper, Nebraska
2002 Jeff Leise, Nebraska
2001 Dan Johnson, Nebraska

DISTRICT VII PLAYER OF THE YEAR

- 2013 Jonathan Gray, Oklahoma
2007 Kyle Russell, Texas
2004 JP Howell, Texas

USA BASEBALL**GOLDEN SPIKES AWARD**

- 2005 Alex Gordon, Nebraska, P
1999 Jason Jennings, Baylor, P

GOLDEN SPIKES AWARD FINALISTS

- 2011 Taylor Jungmann, Texas, P
2009 A.J. Morris, Kansas State, P
2008 Aaron Crow, Missouri, P
2007 Kyle Russell, Texas, OF
2006 Drew Stubbs, Texas, OF
2004 Huston Street, Texas, P
2000 Beau Hale, Texas
1999 Ken Harvey, Nebraska

COACH OF THE YEAR

- 1999 Mark Johnson, Texas A&M

RICHARD W. "DICK" CASE AWARD

- 2003 Huston Street, Texas, P

COLLEGIATE NATIONAL TEAMS

- 2013 Jim Schlossnagle, TCU, Manager
Riley Ferrell, TCU, P
Brandon Finnegan, TCU, P
Preston Morrison, TCU, P
C.J. Hinjosa, Texas, INF
2011 Tim Jamieson, Missouri, Manager
Corey Knebel, Texas, P
Hoby Milner, Texas, P
Erich Weiss, Texas, INF
Tyler Naquin, Texas A&M, OF
Michael Wacha, Texas A&M, P
2009 T.J. Walz, Kansas, P
Chad Bettis, Texas Tech, P
2008 Rob Walton, Oklahoma State, Manager
Ritch Price, Kansas, Assistant Coach
Kendal Volz, Baylor, P
Kyle Gibson, Missouri, P
Tyler Lyons, Oklahoma State, P
Andrew Oliver, Oklahoma State, P
2007 Ritch Price, Kansas, Assistant Coach
Jordy Mercer, Oklahoma State, P/INF
Jordan Danks, Texas, OF
Roger Kieschnick, Texas Tech, OF
2006 Preston Clark, Texas, C
Roger Kieschnick, Texas Tech, OF
2005 Steve Smith, Baylor, Manager
Tim Jamieson, Missouri, Assistant Coach
Hunter Mense, Missouri, OF
Max Scherzer, Missouri, P
Kyle McCulloch, Texas, P
Drew Stubbs, Texas, P
2004 Alex Gordon, Nebraska, INF
Brent Cox, Texas, P
Taylor Teagarden, Texas, C
Drew Stubbs, Texas, OF
2003 Michael Griffin, Baylor, OF
Huston Street, Texas, P
2002 Huston Street, Texas, P
2001 Ryan Hubele, Texas, C/OF
Omar Quintanilla, Texas, INF
Zane Carlson, Baylor, P
Ryan Budde, Oklahoma State, C
1999 Mark Johnson, Texas A&M, Manager
Matt Smith, Oklahoma State, P
Phil Seibel, Texas, P
Daylan Holt, Texas A&M, OF

- 1998 Steve Smith, Baylor, Assistant Coach
Bryan Loeb, Baylor, C
Jason Jennings, Baylor, P
Jon Topolski, Baylor, OF
Casey Fossum, Texas A&M, P
John Scheschuk, Texas A&M, IF/OF
Josh Bard, Texas Tech, C
Shane Wright, Texas Tech, P
1997 Larry Hays, Texas Tech, Assistant Coach
Jason Jennings, Baylor, P
Casey Fossum, Texas A&M, P
Jason Tyner, Texas A&M, OF
Josh Bard, Texas Tech, C
Monty Ward, Texas Tech, P

MISCELLANEOUS**COLLEGE WORLD SERIES****LEGENDS TEAM**

- Augie Garrido, Texas
Huston Street, Texas (2002-04)

JOHNNY BENCH AWARD

- 2009 J.T. Wise, Oklahoma
2001 Kelly Shoppach, Baylor

EASTON DEFENSIVE**PLAYER OF THE YEAR**

- 2001 Kelly Shoppach, Baylor
1999 Ken Harvey, Nebraska

BROOKS WALLACE AWARD

- 2005 Alex Gordon, Nebraska

CoSIDA ACADEMIC**ALL-AMERICA OF THE YEAR**

- 2007 Aaron Ivey, Oklahoma
2003 Jeff Leise, Nebraska
2002 Jeff Leise, Nebraska
1998 Charley Carter, Baylor

SENIOR CLASS AWARD FINALIST

- 2011 Chris Slater, Baylor
Cole Green, Texas
2008 Brett Scott, Kansas State

OLYMPIC TEAM PARTICIPANTS

- 2008 Brian Duensing, Nebraska (USA)
Adam Stern, Nebraska (Canada)
Taylor Teagarden, Texas (USA)
2004 Jared Theodorakas, Baylor (Greece)
Adam Stern, Nebraska (Canada)
Stubby Clapp, Texas Tech (Canada)
Jeff Guiel, Oklahoma State (Italy)
David Rollandini, Oklahoma State (Italy)

MLB WORLD SERIES CHAMPIONS

- 2014 Brandon Belt, San Francisco (Texas)
2013 Brandon Workman, Boston (Texas)
2012 Brandon Belt, San Francisco (Texas)
2010 Ryan Rohlinger, San Francisco (Oklahoma)
2009 Joba Chamberlain, New York Yankees (Nebraska)
2008 Greg Dobbs, Philadelphia Phillies (Oklahoma)
2005 Jeff Bajenaru, Chicago White Sox (Oklahoma)
2004 Scott Williamson, Boston (Oklahoma State)

ALL-AMERICA SELECTIONS (543)

Four organizations have been used during Big 12 history to name All-America selections. They are the American Baseball Coaches Association, Baseball America, Collegiate Baseball and the National Collegiate Baseball Writers Association.

ABCA (89)

Year	Player, School
2014	Brandon Finnegan, TCU (Second Team) Preston Morrison, TCU (Second Team) Zach Fish, Oklahoma State (Third Team) Brendan McCurry, Oklahoma State (Third Team)
2013	Jonathan Gray, Oklahoma (First Team) Ross Kivett, Kansas State (Second Team)
2012	Andrew Heaney, Oklahoma State (First Team) Josh Ludy, Baylor (Second Team) Tyler Naquin, Texas A&M (Second Team) Josh Turley, Baylor (Third Team)
2011	Corey Knebel, Texas (First Team) Taylor Jungmann, Texas (First Team) Ross Stripling, Texas A&M (First Team) Brandon Loy, Texas (Second Team) Tyler Naquin, Texas A&M (Second Team)
2010	Chance Ruffin, Texas (First Team) Nick Martini, Kansas State (Second Team) Cole Green, Texas (Second Team) Barrett Loux, Texas A&M (Third Team)
2009	A.J. Morris, Kansas State (First Team) Kyle Gibson, Missouri (Second Team) J.T. Wise, Oklahoma (Second Team) Austin Wood, Texas (Second Team) Tony Thompson, Kansas (Third Team) Jamie Johnson, Oklahoma (Third Team)
2008	Aaron Crow, Missouri (First Team)
2007	Kyle Russell, Texas (First Team) Tyler Mach, Missouri (Second Team) Corey Brown, Oklahoma State (Second Team) Adrian Alaniz, Texas (Second Team) Bradley Suttle, Texas (Third Team)
2006	Kyle Nicholson, Texas A&M (Third Team) Don Czyk, Kansas (First Team) Tyler Mach, Missouri (Second Team)
2005	Alex Gordon, Nebraska (First Team) J. Brent Cox, Texas (First Team) Seth Johnston, Texas (First Team) Max Scherzer, Missouri (Second Team) Johnny Dorn, Nebraska (Third Team)
2004	Alex Gordon, Nebraska (First Team) J.P. Howell, Texas (First Team) Huston Street, Texas (First Team) Josh Brady, Texas Tech (First Team) Jason Jaramillo, Oklahoma State (Third Team) Cory Patton, Texas A&M (Third Team) Cameron Blair, Texas Tech (Third Team)
2003	David Murphy, Baylor (First Team) Dustin Majewski, Texas (First Team) Huston Street, Texas (First Team) Matt Hopper, Nebraska (Second Team) Omar Quintanilla, Texas (Second Team) J.P. Howell, Texas (Third Team)
2002	Jeff Leise, Nebraska (First Team) Jed Morris, Nebraska (First Team) Justin Simmons, Texas (First Team) Shane Komine, Nebraska (Second Team) Tim Moss, Texas (Second Team)
2001	Kelly Shoppach, Baylor (First Team) John Cole, Nebraska (First Team) Dan Johnson, Nebraska (Second Team) Shane Komine, Nebraska (Second Team) Greg Dobbs, Oklahoma State (Second Team)
2000	Jeff Bajernau, Oklahoma (First Team) Shane Komine, Nebraska (Second Team)

	Charlie Thames, Texas (Second Team) Chad Hawkins, Baylor (Third Team) Ryan Stegall, Missouri (Third Team) Matt Hopper, Nebraska (Third Team) Beau Hale, Texas (Third Team)
1999	Jason Jennings, Baylor (First Team) Ken Harvey, Nebraska (First Team) Daylan Holt, Texas A&M (First Team) Josh Bard, Texas Tech (First Team) Lamont Matthews, Oklahoma State (Second Team)
1998	Josh Bard, Texas Tech (First Team) Shane Wright, Texas Tech (First Team) Charley Carter, Baylor (Second Team) Jason Tyner, Texas A&M (Second Team) Kip Wells, Baylor (Third Team) Ryan Frey, Missouri (Third Team) Casey Fossum, Texas A&M (Third Team) Keith Ginter, Texas Tech (Third Team)
1997	Jeff Guiel, Oklahoma State (First Team) Keith Ginter, Texas Tech (First Team) Jason Gooding, Texas Tech (First Team) Joe Dillon, Texas Tech (Second Team) Heath Schesser, Kansas State (Third Team) Javier Flores, Oklahoma (Third Team) Rusty McNamara, Oklahoma State (Third Team)

BASEBALL AMERICA (84)

Year	Player, School
2014	Brendan McCurry, Oklahoma State (Second Team) Preston Morrison, TCU (Second Team) Zach Fish, Oklahoma State (Third Team) Brandon Finnegan, TCU (Third Team) Mark Payton, Texas (Third Team)
2013	Jonathan Gray, Oklahoma (First Team) Matt Oberste, Oklahoma (Second Team) Ross Kivett, Kansas State (Third Team)
2012	Josh Ludy, Baylor (First Team) Andrew Heaney, Oklahoma State (First Team) Jamodrick McGruder, Texas Tech (Second Team) Michael Wacha, Texas A&M (Second Team) Josh Turley, Baylor (Third Team) Tyler Naquin, Texas A&M (Third Team)
2011	Taylor Jungmann, Texas (First Team) Corey Knebel, Texas (Second Team) Tyler Ogle, Oklahoma (Third Team) Michael Wacha, Texas A&M (Third Team)
2010	Chance Ruffin, Texas (First Team) Barrett Loux, Texas A&M (First Team) Garrett Buechele, Oklahoma (Second Team) Taylor Jungmann, Texas (Second Team) John Stilson, Texas A&M (Second Team)
2009	A.J. Morris, Kansas State (First Team) Kyle Gibson, Missouri (Second Team) J.T. Wise, Oklahoma (Second Team)
2008	Aaron Crow, Missouri (First Team) Chance Ruffin, Texas (Third Team)
2007	Kyle Russell, Texas (First Team) Corey Brown, Oklahoma State (Second Team) Blake Stouffer, Texas A&M (Second Team) Tyler Mach, Missouri (Third Team) Brandon Hicks, Texas A&M (Third Team)
2006	Don Czyk, Kansas (Second Team) Drew Stubbs, Texas (Second Team) Corey Brown, Oklahoma State (Third Team)
2005	Alex Gordon, Nebraska (First Team) Max Scherzer, Missouri (Second Team)

	J. Brent Cox, Texas (Second Team) Seth Johnston, Texas (Second Team) Cliff Pennington, Texas A&M (Third Team)
2004	Alex Gordon, Nebraska (First Team) J.P. Howell, Texas (First Team) Huston Street, Texas (Second Team) Josh Brady, Texas Tech (Second Team)
2003	David Murphy, Baylor (First Team) Dustin Majewski, Texas (First Team) Scott Beerer, Texas A&M (First Team) Aaron Marsden, Nebraska (Second Team) Huston Street, Texas (Second Team) Chris Durbin, Baylor (Third Team) Matt Hopper, Nebraska (Third Team)
2002	Shane Komine, Nebraska (Second Team) Justin Simmons, Texas (Second Team) Jed Morris, Nebraska (Third Team) Tim Moss, Texas (Third Team)
2001	Kelly Shoppach, Baylor (First Team) John Cole, Nebraska (First Team) Dan Johnson, Nebraska (Second Team) Shane Komine, Nebraska (Second Team) Greg Dobbs, Oklahoma (Second Team)
2000	Charlie Thames, Texas (First Team) Shane Komine, Nebraska (Second Team) Beau Hale, Texas (Second Team) Chad Hawkins, Baylor (Third Team) Jeff Bajernau, Oklahoma (Third Team)
1999	Jason Jennings, Baylor (First Team) Ken Harvey, Nebraska (First Team) Daylan Holt, Texas A&M (First Team) Josh Bard, Texas Tech (First Team) Eric Nelson, Baylor (Third Team) Lamont Matthew, Oklahoma State (Third Team) Chris Russ, Texas A&M (Third Team)
1998	Kip Wells, Baylor (Second Team) Ryan Rupe, Texas A&M (Second Team) Jason Jennings, Baylor (Third Team) Casey Bookout, Oklahoma (Third Team) Jason Tyner, Texas A&M (Third Team) Josh Bard, Texas Tech (Third Team) Shane Wright, Texas Tech (Third Team)
1997	Joe Dillon, Texas Tech (Second Team) Keith Ginter, Texas Tech (Second Team) Jason Gooding, Texas Tech (Second Team) Rusty McNamara, Oklahoma State (Third Team)

BASEBALL AMERICA FRESHMAN (41)

Year	Player, School
2014	Sheldon Neuse, Oklahoma (First Team) Tyler Alexander, TCU (Second Team) Tres Barrera, Texas (Second Team)
2013	Jake Matthys, Kansas State (Second Team)
2011	Corey Knebel, Texas (First Team) Erich Weiss, Texas (Second Team) Krey Bratsen, Texas A&M (Second Team)
2010	Logan Vick, Baylor (First Team) Max White, Oklahoma (First Team) Barrett Barnes, Texas Tech (First Team) Michael Wacha, Texas A&M (First Team) Cohl Walla, Texas (Second Team)
2009	Taylor Jungmann, Texas (First Team)
2008	Chance Ruffin, Texas (First Team) Brooks Raley, Texas A&M (Second Team)
2006	Kyle Russell, Texas, OF (Second Team)
2005	Jacob Priday, Missouri, OF (First Team)



Johnny Dorn, Nebraska, SP (First Team)
 Corey Brown, Oklahoma State, OF (First Team)
 Adrian Alaniz, Texas, SP (First Team)
 Kody Kaiser, Oklahoma, OF (Second Team)
 Kenn Kasperek, Texas, SP (Second Team)
 2004 Drew Stubbs, Texas, OF (First Team)
 Jason Meyer, Texas A&M (First Team)
 Austin Boggs, Texas A&M, 3B (Second Team)
 2003 Taylor Teagarden, Texas, C (Second Team)
 2002 Huston Street, Texas, RP (First Team)
 J.D. Reininger, Texas, 3B (First Team)
 2001 Omar Quintanilla, Texas, SS (First Team)
 2000 Zane Carlson, Baylor, RP (First Team)
 Austin Mix, Oklahoma, SP (First Team)
 Matt Hopper, Nebraska, IB (First Team)
 Ryan Hubele, Texas, C (First Team)
 Jamie Rodrigue, Nebraska, SP (Second Team)
 1999 Shane Komine, Nebraska, P (Second Team)
 Jeff Ontiveros, Texas, IB (Third Team)
 1998 Matt Smith, Oklahoma State, P (Second Team)
 Daylan Holt, Texas A&M, OF (Second Team)
 1997 Jason Jennings, Baylor, P (First Team)
 Rich Park, Oklahoma, IB (First Team)
 Josh Bard, Texas Tech, DH (First Team)

NCBWA (III)

Year	Player, School
2014	Brendan Mc Curry, Oklahoma State (First Team) Brandon Finnegan, TCU (Second Team) Preston Morrison, TCU (Second Team) Riley Ferrell, TCU (Third Team)
2013	Jonathan Gray, Oklahoma (First Team) Matt Oberste, Oklahoma (First Team)
2012	Andrew Heaney, Oklahoma State (First Team) Josh Ludy, Baylor (Second Team) Tyler Naquin, Texas A&M (Second Team) Ross Stripling, Texas A&M (Second Team) Trent Blank, Baylor (Third Team) Michael Wacha, Texas A&M (Third Team) Jamodrick McGruder, Texas Tech (Third Team)
2011	James Allen, Kansas State (First Team) Corey Knebel, Texas (First Team) Taylor Jungmann, Texas (First Team) Tyler Naquin, Texas A&M (Third Team) Ross Stripling, Texas A&M (Third Team) John Neely, Texas Tech (Third Team)
2010	Cole Green, Texas (First Team) Chance Ruffin, Texas (First Team) John Stilson, Texas A&M (Second Team) Taylor Jungmann, Texas (Third Team) Barrett Loux, Texas A&M (Third Team)
2009	A.J. Morris, Kansas State (First Team) J.T. Wise, Oklahoma (First Team) Kyle Gibson, Missouri (Second Team) Austin Wood, Texas (Second Team) Tony Thompson, Kansas (Third Team) Ryan Duke, Oklahoma (Third Team)
2008	Aaron Crow, Missouri (First Team) Jacob Priday, Missouri (Second Team) Johnny Dorn, Nebraska (Third Team) Jose Duran, Texas A&M (Third Team)
2007	Corey Brown, Oklahoma State (Second Team) Tyler Mach, Missouri (Second Team) Adrian Alaniz, Texas (Second Team) Daniel Edwards, Kansas State (Third Team) Kyle Nicholson, Texas A&M (Third Team) Blake Stouffer, Texas A&M (Third Team)
2006	Don Czyk, Kansas (First Team) Luke Gorsett, Nebraska (Second Team) Tony Watson, Nebraska (Third Team)

	Drew Stubbs, Texas (Third Team)
2005	Alex Gordon, Nebraska (First Team) J. Brent Cox, Texas (First Team) Seth Johnston, Texas (Second Team) Max Scherzer, Missouri (Third Team) James Boone, Missouri (Third Team) Johnny Dorn, Nebraska (Third Team) Adam Carr, Oklahoma State (Third Team) Cameron Blair, Texas Tech (Third Team)
2004	Alex Gordon, Nebraska (First Team) J.P. Howell, Texas (First Team) Huston Street, Texas (First Team) Spencer Grogan, Oklahoma State (Second Team) Josh Brady, Texas Tech (Second Team) Cameron Blair, Texas Tech (Second Team) Garrett Broshuis, Missouri (Third Team)
2003	David Murphy, Baylor (First Team) Dustin Majewski, Texas (First Team) Scott Beerer, Texas A&M (Second Team) Huston Street, Texas (Second Team) Matt Hopper, Nebraska (Third Team) Aaron Marsden, Nebraska (Third Team)
2002	Jed Morris, Nebraska (First Team) Justin Simmons, Texas (First Team) Shane Komine, Nebraska (Third Team) Dustin Majewski, Texas (Third Team)
2001	Kelly Shoppach, Baylor (First Team) Dan Johnson, Nebraska (First Team) Greg Dobbs, Oklahoma (Second Team) Shane Komine, Nebraska (Third Team)
2000	Shane Komine, Nebraska (First Team) Jeff Bajernau, Oklahoma (First Team) Charlie Thames, Texas (First Team) Carlos Gautreaux, Oklahoma State (Second Team) Chad Hawkins, Baylor (Third Team) Ryan Stegall, Missouri (Third Team) Justin Cowan, Nebraska (Third Team) Beau Hale, Texas (Third Team)
1999	Jason Jennings, Baylor (First Team) Ken Harvey, Nebraska (First Team) Casey Fossum, Texas A&M (First Team) Daylan Holt, Texas A&M (First Team) Josh Bard, Texas Tech (First Team) Matt Smith, Oklahoma State (Second Team) Shane Wright, Texas Tech (Second Team) Jon Topolski, Baylor (Third Team) Billy Gasparino, Oklahoma State (Third Team) Josh Holliday, Oklahoma State (Third Team) Chris Russ, Texas A&M (Third Team) Shawn Shumacher, Texas A&M (Third Team)
1998	Jason Jennings, Baylor (First Team) Ryan Rupe, Texas A&M (First Team) Shane Wright, Texas Tech (First Team) Casey Bookout, Oklahoma (Second Team) Josh Holliday, Texas (Second Team) Casey Fossum, Texas A&M (Second Team) Jason Tyner, Texas A&M (Second Team) Josh Bard, Texas Tech (Second Team) Geoff Geary, Oklahoma (Third Team) Keith Ginter, Texas Tech (Third Team)
1997	Joe Dillon, Texas Tech (First Team) Keith Ginter, Texas Tech (First Team) Jason Gooding, Texas Tech (First Team) Kris Lambert, Baylor (Third Team) Heath Schesser, Kansas State (Third Team) Todd Sears, Nebraska (Third Team) Brian Shackelford, Oklahoma (Third Team) Josh Bard, Texas Tech (Third Team)

NCBWA FRESHMAN (II)

Year	Player, School
2014	Tyler Alexander, TCU (First Team) Stephen Villines, Kansas (Second Team)
2011	Corey Knebel, Texas (First Team) Erich Weiss, Texas (Second Team) Krey Bratsen, Texas A&M (Second Team)
2010	Max Muncy, Baylor (First Team) Max White, Oklahoma (First Team) Michael Wacha, Texas A&M (First Team) Barrett Barnes, Texas Tech (First Team)
2009	Taylor Jungmann, Texas (First Team) Austin Dicharry, Texas (Second Team)

**COLLEGIATE BASEBALL/
LOUISVILLE SLUGGER (I02)**

Year	Player, School
2014	Brendan Mc Curry, Oklahoma State (Second Team) Preston Morrison, TCU (Second Team) Zach Fish, Oklahoma State (Third Team) Brandon Finnegan, TCU (Third Team)
2013	Jonathan Gray, Oklahoma (Second Team) Harrison Musgrave, West Virginia (Second Team) Ross Kivett, Kansas State (Third Team) Matt Oberste, Oklahoma (Third Team)
2012	Andrew Heaney, Oklahoma State (First Team) Josh Turler, Baylor (Second Team) Ross Stripling, Texas A&M (Second Team) Michael Wacha, Texas A&M (Second Team) Trent Blank, Baylor (Third Team) Josh Ludy, Baylor (Third Team) Logan Vick, Baylor (Third Team)
2011	Corey Knebel, Texas, P (First Team) Taylor Jungmann, Texas, P (First Team) Michael Rocha, Oklahoma, P (Second Team) Cody Asche, Nebraska, 3B (Second Team) Tyler Naquin, Texas A&M, OF (Second Team) James Allen, Kansas State, P (Third Team) Zach Johnson, Oklahoma State, IB (Third Team) Ross Stripling, Texas A&M, P (Third Team)
2010	Cole Green, Texas, P (First Team) Chance Ruffin, Texas, P (First Team) John Stilson, Texas A&M, P (Second Team) Brandon Workman, Texas, P (Second Team) Nick Martini, Kansas State, OF (Third Team) Aaron Senne, Missouri, IB (Third Team) Barret Loux, Texas A&M, P (Third Team)
2009	A.J. Morris, Kansas State, P (First Team) Kyle Gibson, Missouri, P (Second Team) J.T. Wise, Oklahoma, C (Second Team) Brooks Raley, Texas A&M, UTL (Second Team) Tony Thompson, Kansas, 3B (Third Team) Austin Wood, Texas, P (Third Team)
2008	Aaron Crow, Missouri, P (First Team)
2007	Kyle Russell, Texas, OF (First Team) Adrian Alaniz, Texas, P (Second Team) Kyle Nicholson, Texas A&M, P (Second Team) Tyler Mach, Missouri, 2B (Third Team) Blake Stouffer, Texas A&M, 3B (Third Team)
2006	Don Czyk, Kansas, P (First Team) Tyler Mach, Oklahoma State, 3B (First Team) Drew Stubbs, Texas, OF (Second Team) Ryan Wehrle, Nebraska, SS (Third Team) Tony Watson, Nebraska, P (Third Team)
2005	Alex Gordon, Nebraska, 3B (First Team) Max Scherzer, Missouri, P (Second Team) J. Brent Cox, Texas, P (Second Team) Seth Johnston, Texas, SS (Second Team) Joba Chamberlain, Nebraska, P (Third Team) Johnny Dorn, Nebraska, P (Third Team)

Drew Stubbs, Texas, OF (Third Team)
 Cameron Blair, Texas Tech, SS (Third Team)
 2004 Alex Gordon, Nebraska, 3B (First Team)
 J.P. Howell, Texas, P (First Team)
 Huston Street, Texas, P (Third Team)
 Jason Meyer, Texas A&M, P (Third Team)
 Cameron Blair, Texas Tech, SS (Third Team)
 2003 Scott Beerer, Texas A&M, UTL (First Team)
 Huston Street, Texas, P (Second Team)
 Matt Hopper, Nebraska, IB (Third Team)
 Aaron Marsden, Nebraska, P (Third Team)
 Jason Jaramillo, Oklahoma State, C (Third Team)
 Dustin Majewski, Texas, OF (Third Team)
 2002 Jed Morris, Nebraska, C (First Team)
 Justin Simmons, Texas, P (First Team)
 Tim Moss, Texas, 2B (Third Team)
 Huston Street, Texas, P (Third Team)
 2001 Kelly Shoppach, Baylor, C (First Team)
 Shane Komine, Nebraska, P (First Team)
 Dan Johnson, Nebraska, IB (Second Team)
 Greg Dobbs, Oklahoma State, OF (Second Team)
 John Cole, Nebraska, OF (Third Team)
 2000 Shane Komine, Nebraska, P (First Team)
 Charlie Thames, Texas, P (Second Team)
 Zane Carlson, Baylor, P (Third Team)
 Chad Hawkins, Baylor, P (Third Team)
 Justin Cowan, Nebraska, C (Third Team)
 Jeff Bajernau, Oklahoma, P (Third Team)
 Beau Hale, Texas, P (Third Team)
 1999 Jason Jennings, Baylor, UTL (First Team)
 Ken Harvey, Nebraska, P (First Team)
 Billy Gasparino, Oklahoma State, SS (Second Team)
 Chris Russ, Texas A&M, P (Second Team)
 Lamont Matthews, Oklahoma State, OF (Third Team)
 Daylan Holt, Texas A&M, OF (Third Team)
 Josh Bard, Texas Tech, C (Third Team)
 1998 Shane Wright, Texas Tech, P (First Team)
 Kip Wells, Baylor, P (Third Team)
 Charley Carter, Baylor, IB (Third Team)
 Jason Jennings, Baylor, UTL (Third Team)
 Ryan Fry, Missouri, OF (Third Team)
 Casey Bookout, Oklahoma, IB (Third Team)
 Derek Wathan, Oklahoma, SS (Third Team)
 Ryan Rupe, Texas A&M, P (Third Team)
 Josh Bard, Texas Tech, C (Third Team)
 Keith Ginter, Texas Tech, 2B (Third Team)
 1997 Keith Ginter, Texas Tech (First Team)
 Jason Gooding, Texas Tech (First Team)
 Joe Dillon, Texas Tech (Second Team)

**COLLEGIATE BASEBALL/
 LOUISVILLE SLUGGER FRESHMAN (79)**

Year	Player, School
2014	Sheldon Neuse, Oklahoma, UTL Tyler Alexander, TCU, SP
2013	Dylan Dusek, Texas Tech, SP Stephen Smith, Texas Tech, OF Jake Matthys, Kansas State, RP Craig Aikin, Oklahoma, OF Jacob Evans, Oklahoma, RP Anthony Hermelyn, Oklahoma, C Alex Young, TCU, RP Boomer White, TCU, OF Eric Gutierrez, Texas Tech, IB Jarrard Poteete, Texas Tech, DH
2012	Parker French, Texas, RP
2011	Jared King, Kansas State, OF Dillon Overton, Oklahoma, SP Corey Knebel, Texas, RP Erich Weiss, Texas, 3B

Krey Bratsen, Texas A&M, OF
 David Paiz, Texas Tech, UTL
 2010 Max Muncy, Baylor, IB
 Logan Vick, Baylor, OF
 Max White, Oklahoma, OF
 Michael Wacha, Texas A&M, SP
 Barrett Barnes, Texas Tech, IB
 Jamodrick McGruder, Texas Tech, 2B
 2009 James Allen, Kansas State, RP
 Nick Martini, Kansas State, OF
 Garrett Buechele, Oklahoma, 3B
 2008 Thomas Rooke, Kansas State, RP
 Thomas Belza, Oklahoma State, 2B
 Chance Ruffin, Texas, SP
 Cameron Rupp, Texas, C
 2007 Raynor Campbell, Baylor, 3B
 Trevor Coleman, Missouri, C
 Aaron Baker, Oklahoma, IB
 Josh Prince, Texas, SS
 Scott Migl, Texas A&M, RP
 2006 Beamer Weems, Baylor, SS
 Ben Hornbeck, Kansas State, RP
 Jordy Mercer, Oklahoma State, UTL
 Jordan Danks, Texas, OF
 Kyle Russell, Texas, OF
 Bradley Suttle, Texas, 2B
 Austin Wood, Texas, RP
 Roger Kieschnick, Texas Tech, OF
 Miles Morgan, Texas Tech, SP
 2005 Johnny Dorn, Nebraska, SP
 Tony Watson, Nebraska, RP
 Corey Brown, Oklahoma State, OF
 Adrian Alaniz, Texas, SP
 2004 Carson Kainer, Texas, OF
 Kyle McCulloch, Texas, SP
 Drew Stubbs, Texas, OF
 Austin Boggs, Texas A&M, 3B
 Jason Meyer, Texas A&M, SP
 2003 Abe Woody, Baylor, SP
 Ryan LaMotta, Baylor, SP
 Alex Gordon, Nebraska, 3B
 Tim Schoeninger, Nebraska, RP
 Taylor Teagarden, Texas, C
 Cliff Pennington, Texas A&M, 3B
 2002 Travis Wendate, Missouri, RP
 Matt Bose, Oklahoma, 3B
 David Purcey, Oklahoma, RP
 J.D. Reininger, Texas, DH
 Huston Street, Texas, RP
 2001 Scott Baker, Oklahoma State, SP
 Joe Weaver, Oklahoma State, RP
 Omar Quintanilla, Texas, SS
 Justin Simmons, Texas, SP
 Justin Moore, Texas A&M, SP
 2000 Zane Carlson, Baylor, RP
 Matt Hopper, Nebraska, DH
 Jamie Rodrigue, Nebraska, SP
 Austin Mix, Oklahoma, SP
 1999 Shane Komine, Nebraska, SP
 1998 Jason Williams, Missouri, SS
 Matt Smith, Oklahoma State, SP
 1997 Josh Bard, Texas Tech

**ACADEMIC ALL-AMERICA (43)
 AS SELECTED BY CoSIDA**

Year	Player, School (Team)
2014	John Curtiss, Texas (First Team) Doug Ashby, Baylor (Second Team)
2013	Kolt Browder, Baylor (Second Team)
2012	Ross Stripling, Texas A&M (First Team)

Kolt Browder, Baylor (Third Team)
 Chris Slater, Baylor (First Team)
 Casey Hauptman, Nebraska (Second Team)
 Jason King, Kansas State (Third Team)
 Ross Stripling, Texas A&M (Third Team)
 2010 DJ Belfonte, Nebraska (First Team)
 Chris Slater, Baylor (Second Team)
 Elliot Blair, Oklahoma (Third Team)
 2009 Aaron Miller, Baylor (Second Team)
 2008 Brett Scott, Kansas State (Second Team)
 Justin Ellrich, Kansas (Third Team)
 2007 Aaron Ivey, Oklahoma (First Team)
 Bradley Suttle, Texas (Second Team)
 Brett Scott, Kansas State, INF (Third Team)
 2006 Zach Dillon, Baylor, C (First Team)
 Brandon Buckman, Nebraska, IB (First Team)
 Aaron Ivy, Oklahoma (Second Team)
 Ryan Rohlinger, Oklahoma (Second Team)
 Drew Stubbs, Texas (Second Team)
 2005 Daniel Bruce, Nebraska, OF (Second Team)
 Drew Stubbs, Texas, OF (Third Team)
 2003 Ross Bennett, Baylor, INF (First Team)
 Jeff Leise, Nebraska, OF (First Team)
 Aaron Marsden, Nebraska, P (First Team)
 2002 Jeff Leise, Nebraska, OF (First Team)
 Shane Komine, Nebraska, P (Second Team)
 2001 John Cole, Nebraska, OF (First Team)
 Pete Smart, Kansas, SP (Second Team)
 Jeff Leise, Nebraska, OF (Second Team)
 1999 Jason Jennings, Baylor, P (First Team)
 Eric Mumm, Nebraska, OF (First Team)
 Jon Topolski, Baylor, OF (Second Team)
 1998 Charley Carter, Baylor, IB (First Team)
 Josh Dimmick, Kansas, C (First Team)
 Jon Topolski, Baylor, OF (Second Team)
 Matt Schuldt, Nebraska, P (Second Team)
 Jason Jennings, Baylor, P (Third Team)
 1997 Josh Dimmick, Kansas, C (Third Team)
 Casey Bookout, Oklahoma (Third Team)



1997 (37)

Round/Pick	Player, School, Position	Team
3/88	Jeff Andra, OU, P	San Francisco Giants
3/102	Todd Sears, NU, IB	Colorado Rockies
4/124	Nate Teut, ISU, P	Chicago Cubs
5/145	Heath Schesser, K-STATE SS	Detroit Tigers
5/168	Kip Harkrider, UT, SS	Los Angeles Dodgers
5/151	Jason Gooding, TTU, P	Kansas City Royals
6/201	Brian Benefield, TAMU, 2B	Cleveland Indians
7/211	Joe Dillion, TAMU, IB	Kansas City Royals
7/207	Matt Garrick, TAMU, 2B	Anaheim Angels
8/241	Eric Yanz, K-STATE, P	Kansas City Royals
9/282	David Johnson, K-STATE, P	Colorado Rockies
9/278	Scott Williamson, OSU, P	Cincinnati Reds
10/305	Javier Flores, OU, C	Oakland A's
10/309	Jamie Smith, TAMU, P	Chicago White Sox
11/346	Matt Blank, TAMU, P	Montreal Expos
11/350	Dave Maurer, OSU, P	San Diego Padres
12/372	Ryan Seifert, ISU, P	Colorado Rockies
13/392	Kris Lambert, BU, P	Pittsburgh Pirates
17/531	Brian Shackelford, OU, P-DH-OF	Cleveland Indians
17/515	Elvin Nina, OSU, P	Oakland A's
19/566	Jimmy Frush, TTU, P	Philadelphia Phillies
20/596	Jeff Terrell, MU, IF	Philadelphia Phillies
21/626	Rusty McNamara, OSU, OF-3B	Philadelphia Phillies
21/637	Mark Cridland, UT, OF	Milwaukee Brewers
21/650	Johnny Hunter, TAMU, OF	San Diego Padres
22/657	Steve Fish, NU, P	Anaheim Angels
22/659	John Sneed, TAMU, P	Toronto Blue Jays
24/716	Patrick Driscoll, NU, P	Philadelphia Phillies
25/759	Eric Thompson, KU, P	Chicago White Sox
28/848	Scott Sandusky, TAMU, C	Cincinnati Reds
28/860	Joe DeMarco, KU, SS	San Diego Padres
29/874	Ryan Rupe, TAMU, P	Chicago Cubs
29/873	Aaron Jaworowski, MU, IB	Minnesota Twins
31/950	Jon Oiseth, K-STATE, P	San Diego Padres
36/1102	Tim Lyons, KU, P	Atlanta Braves
36/1084	Todd Fereday, K-STATE, 2B	Chicago Cubs

1998 (43)

Round/Pick	Player, School, Position	Team
1/16	Kip Wells, BU, P	Chicago White Sox
1/21	Jason Tyner, TAMU, OF	New York Mets
2/70	Derek Wathan, OU, SS	Florida Marlins
3/98	Mike Dean, KU, P	San Francisco Giants
4/107	Monty Ward, TTU, P	Kansas City Royals
5/139	Mickey Blount, K-STATE, P	Minnesota Twins
6/192	Ryan Rupe, TAMU, P	Tampa Bay Devil Rays
7/197	Jeremy Dodson, BU, OF	Kansas City Royals
7/207	Clint Smith, OU, P	Detroit Tigers
8/234	Scott Sandusky, TAMU, C	Montreal Expos
8/245	Craig Kuzmic, TAMU, 3B-C	Seattle Mariners
9/255	Jon Adkins, OSU, P	Oakland A's
10/302	Keith Ginter, TTU, 3B	Houston Astros
11/332	Kevin Jordan, TTU, OF	Houston Astros
13/382	Thom Dreier, OSU, P	San Diego Padres
13/400	Paul McCurtain, OU, P	Florida Marlins
13/378	Les Walrond, KU, P	St. Louis Cardinals
14/407	Shawn Sedlacek, ISU, P	Kansas City Royals
14/432	Pat Hertzell, K-STATE, P	Tampa Bay Devil Rays
15/ 434	Geoff Geary, OU, P	Philadelphia Phillies
15/446	Jose Montenegro, OU, SS	Milwaukee Brewers
15/452	Charley Carter, BU, IB	Houston Astros
19/571	Justin Stine, MU, P	Anaheim Angels
20/590	Duane Price, TTU, OF	Cincinnati Reds
23/677	Corey Hart, OU, 2B	Kansas City Royals
24/722	Josh Dimmick, KU, C	Houston Astros
24/707	Ryan Fry, MU, OF	Kansas City Royals
24/710	Eric Cooper, TTU, P	Cincinnati Reds

25/752	Jake Whitney, ISU, P	Houston Astros
26/790	Kevin Olsen, OU, P	Florida Marlins
26/774	Brad Waldron, ISU, P	Montreal Expos
27/797	Yancy Ayres, K-STATE, C	Kansas City Royals
27/820	Willy Hill, OU, OF	Florida Marlins
27/818	Steve Hill, OSU, IF	San Francisco Giants
28/852	Brandon Peck, K-STATE, P	St. Louis Cardinals
29/872	Brandon Buckley, TTU, C	Houston Astros
31/940	Jon Topoiski, BU, OF	Florida Marlins
33/982	Bryan Schmidt, NU, SS	San Diego Padres
34/1032	Matthew Schuldt, NU, P	Tampa Bay Devil Rays
34/1016	Curt Kautsch, UT, P	Milwaukee Brewers
45/1343	Brandon Smith, KU, P	Los Angeles Dodgers
45/1327	Matt Van Alsborg, KU, P	St. Louis Cardinals
48/1395	Dan Olson, KU, P	Minnesota Twins

1999 (40)

Round/Pick	Player, School, Position	Team
1/16	Jason Jennings, BU, P-DH	Colorado Rockies
1/30	Chance Caple, TAMU, P	St. Louis Cardinals
1/48	Casey Fossum, TAMU, P	Boston Red Sox
3/100	Josh Bard, TTU, C	Colorado Rockies
4/142	Jason Moore, UT, SS	San Diego Padres
4/143	Jon Topoiski, BU, OF	Houston Astros
5/151	Ken Harvey, NU, IB	Kansas City Royal
7/232	John Scheschuk, TAMU, IB	San Diego Padres
8/252	Shawn Schumacher, TAMU, C-3B	St. Louis Cardinals
8/263	Chris Sampson, TTU, SS	Houston Astros
8/241	Eric Nelson, BU, 2B	Kansas City Royals
9/272	Shane Wright, TTU, P	Pittsburg Pirates
9/278	Casey Bookout, OU, IB	Cincinnati Reds
9/283	Josh Holliday, OSU, C-3B	Toronto Blue Jays
10/299	Jim Caine, KU, P	Minnesota Twins
10/308	Scott Dunn, UT P	Cincinnati Reds
10/314	Lamont Matthews, OSU, OF	Los Angeles Dodgers
14/424	Steven Truitt, TAMU, OF	Milwaukee Brewers
15/450	Valentino Pascucci, OU, P	Montreal Expos
15/456	Mark Outlaw, BU, P	Philadelphia Phillies
17/533	Ryan Jamison, MU, P	Houston Astros
17/520	Billy Gasparino, OSU, SS	Colorado Rockies
18/544	Steven Scarborough, TAMU, OF	Milwaukee Brewers
19/575	Brandon Roberson, TTU, P	Seattle Mariners
20/613	Thom Dreier, OSU, P	Toronto Blue Jays
22/673	Justin Stine, MU, P	Toronto Blue Jays
24/721	Brian Johnson, NU, C	Kansas City Royals
25/773	Chris George, MU, P	Houston Astros
25/770	Ryan Van Horn, OU, C	Chicago Cubs
26/788	Jason Huth, TTU, SS	Cincinnati Reds
26/797	Kyle Denney, OU, P	Cleveland Indians
27/814	Brad Ralston, TTU, P	Milwaukee Brewers
28/852	Brandon Peck, K-STATE, P	St. Louis Cardinals
28/836	Matt Ward, TAMU, P	Florida Marlins
28/843	Nate Hilton, ISU, P	Oakland Athletics
29/886	Bryan Loeb, BU, C	New York Mets
31/949	Jaime Bubela, BU, OF	Boston Red Sox
36/1089	Jeff Bajernau, OU, P	Chicago White Sox
36/1084	Jeremy Krismer, OSU, P	Milwaukee Brewers
44/1328	Michael Bishop, K-STATE, OF-C	Cleveland Indians

2000 (40)

Round/Pick	Player, School, Position	Team
1/14	Beau Hale, UT, P	Baltimore Orioles
1/39	Chad Hawkins, BU, P	Texas Rangers
3/90	Daylan Holt, TAMU, OF	Oakland A's
4/110	Charlie Thames, UT, P	Anaheim Angels
4/128	Matt Smith, OSU, P	New York Yankees
5/138	Miles Durham, TTU, OF	Detroit Tigers
5/155	Quenten Patterson, OSU, P	New York Mets
5/136	Jace Brewer, BU, SS	Tampa Bay Devil Rays
6/186	Kyle Evans, BU, P	Cleveland Indians

6/170	Brandon O'Neal, KU, P	Anaheim Angels
6/187	Tommy Whiteman, OU, SS	Houston Astros
6/176	Jamal Strong, NU, OF	Seattle Mariners
7/215	Jeff Duncan, ISU, OF	New York Mets
7/206	Jaime Bubela, BU, OF	Seattle Mariners
8/241	Nick Wilfong, MU, CF	San Francisco Giants
8/225	Phil Seibel, UT, P	Montreal Expos
10/301	Adam Shabala, NU, OF	San Francisco Giants
11/324	Darren Heal, OSU, P	Baltimore Orioles
11/322	Tommy Nicholson, UT, 2B	Chicago White Sox
13/387	Ronte' Langs, OSU, OF	Los Angeles Dodgers
14/411	Todd West, UT, SS	Milwaukee Brewers
15/433	Matt Tribble, KU, OF	Chicago Cubs
16/490	Andy Bent, NU, P	Atlanta Braves
16/474	D.J. Jones, UT, P	Baltimore Orioles
16/480	Chris Scarcelli, TAMU, P	Oakland A's
20/584	Justin Cowan, NU, C	Kansas City Royals
20/593	Landon Brandes, MU, 3B	St. Louis Cardinals
20/595	Anthony Hensley, BU, OF	Philadelphia Phillies
24/717	Zach Lekse, OU, 2B	Los Angeles Dodgers
24/726	Chris Houser, UT, 3B	Cleveland Indians
25/733	Scott Fries, NU, P	Chicago Cubs
26/770	J.R. Warner, MU, OF	Anaheim Angels
27/805	Trevor Bullock, NU, P	Philadelphia Phillies
27/794	Marco Cunningham, TTU, OF	Kansas City Royals
31/925	Preston Underdown, BU, 2B	Philadelphia Phillies
33/991	Trey Lunsford, TTU, C	San Francisco Giants
38/1132	Tom Gorzelanny, KU, P	Chicago White Sox
40/1166	John Nelson, KU, SS	Seattle Mariners
43/1288	Mike Laesch, ISU, P	Cincinnati Reds
45/1327	Luke Scott, OSU, OF	Tampa Bay Devil Rays

2001 (36)

Round/Pick	Player, School, Position	Team
2/48	Kelly Shoppach, BU, C	Boston Red Sox
3/105	Adam Stern, NU, OF	Atlanta Braves
5/159	John Cole, NU, OF	Seattle Mariners
5/154	Gerrit Simpson, UT, P	Colorado Rockies
7/206	Ryan Stegall, MU, SS	Houston Astros
7/221	Dan Johnson, NU, IB	Oakland Athletics
8/254	John Nelson, KU, SS	St. Louis Cardinals
9/258	Alan Bomer, ISU, P	Chicago Cubs
9/277	Luke Scott, OSU, OF	Cleveland Indians
9/266	Kerry Hodges, TTU, OF	Houston Astros
10/310	Thom Ott, NU, P	Los Angeles Dodgers
10/290	Rocky Cherry, OU, P	Philadelphia Phillies
11/335	Brian Strelitz, TAMU, P	New York Yankees
12/365	Chris Russ, TAMU, P	New York Yankees
12/376	Albert Montes, UT, P	San Francisco Giants
12/359	Ryan Budde, OSU, C	Anaheim Angels
13/390	Jason Bartlett, OU, SS	San Diego Padres
14/427	Doug Lantz, KU, P	Cleveland Indians
15/446	Trevor Mote, BU, 2B	Houston Astros
15/464	Matt Williams, BU, 3B	St. Louis Cardinals
16/476	Brian Rodaway, NU, P	Houston Astros
17/524	Josh Merrigan, OSU, P	St. Louis Cardinals
19/584	Shane Komine, NU, P	St. Louis Cardinals
21/642	Blake McGinley, TTU, P	New York Mets
22/661	Darren Heal, OSU, P	Toronto Blue Jays
25/740	Josh Scott, BU, P	Philadelphia Phillies
25/754	Mike Huggins, BU, IB	Colorado Rockies
28/843	Steven Ponder, TAMU, P	Boston Red Sox
30/900	Matt Hobbs, MU, P	San Diego Padres
31/939	Jason Rainey, TTU, OF	Seattle Mariners
33/1006	R.D. Spiehs, NU, P	San Francisco Giants
36/1096	Matt Hopper, NU, IB-P	San Francisco Giants
41/1228	Brent De Chiaro, KU, C	Anaheim Angels
44/1328	Jon Williams, MU, C	San Francisco Giants
45/1341	Greg Porter, TAMU, 3B-OF	Anaheim Angels
50/1470	Chris Haggard, OU, P	Milwaukee Brewers

2002 (51)

Round/Pick	Player, School, Position	Team
3/75	Kyle Edens, BU, P	Cincinnati Reds
4/126	Alan Bomer, UT, P	New York Yankees
5/147	Jon Slack, TTU, OF	New York Mets
6/169	Khalid Ballouli, TAMU, P	Milwaukee Brewers
7/204	Jeff Laise, NU, OF	Anaheim Angels
8/231	Jeff Salazar, OSU, OF	Colorado Rockies
8/233	Ryan Warpinski, TAMU, P	Florida Marlins
8/226	Ryan Hubele, UT, C	Baltimore Orioles
8/246	Brad Halsey, UT, P	New York Yankees
9/263	Eric Reed, TAMU, P	Florida Marlins
9/270	Todd Deininger, TAMU, P	Chicago White Sox
9/271	Denver Kitch, OU, IF	Los Angeles Dodgers
9/278	Shane Komine, NU, P	Oakland A's
11/339	Nebasett Brown, OSU, 2B	Diamondbacks
12/346	Brandon Fahey, UT, IF	Baltimore Orioles
12/358	Dustin Majewski, UT, OF	Boston Red Sox
13/376	Mike Huggins, BU, IF	Baltimore Orioles
13/378	Rusty Meyer, TAMU, C	Kansas City Royals
14/426	Ray Clark, UT, P	New York Yankees
14/423	Rocky Cherry, OU, P	Chicago Cubs
15/462	Daylon Monette, OSU, OF	St. Louis Cardinals
16/466	Gera Alvarez, TTU, SS	Baltimore Orioles
17/503	Evan Greusel, OU, P	Florida Marlins
17/500	Rob Watson, OSU, SS	Detroit Tigers
17/496	Neal Stephenson, TAMU, OF	Baltimore Orioles
17/501	Steven Ponder, TAMU, P	Colorado Rockies
18/529	Steven White, BU, P	Milwaukee Brewers
19/556	Mike Patitucci, OSU, P	Baltimore Orioles
20/606	Ben King, Texas, OF-P	New York Yankees
21/623	Waylon Byers, NU, P	Florida Marlins
24/716	Matt Farnum, TAMU, P	Toronto Blue Jays
24/710	Jody Roughton, MU, 3B	Detroit Tigers
28/836	Paul Richmond, BU, C	Toronto Blue Jays
30/912	Zach Cates, OSU, IB	St. Louis Cardinals
30/899	Ryan Wardinsky, TAMU, SS	Philadelphia Phillies
31/931	Ross Hawley, K-STATE, P	Los Angeles Dodgers
31/934	Jeff Davis, KU, P	Cleveland Indians
31/936	Paul Thorp, BU, P	New York Yankees
32/953	Dan Olson, KU, P	Florida Marlins
32/966	Justin Meccage, OSU, P	New York Yankees
35/1036	Nick McCurdy, OSU, P	Baltimore Orioles
36/1088	Jed Morris, NU, C	Oakland A's
38/1128	Justin Taylor, BU, P	Kansas City Royals
41/1218	Drew Endicott, MU, P	Kansas City Royals
41/1237	Daniel Muegge, UT, P	San Francisco Giants
43/1297	Curtis White, OU, P	Oakland A's
47/1393	Pat Maloney, K-STATE OF	Toronto Blue Jays
48/1410	Travis Wong, TAMU, IB	Cincinnati Reds
49/1440	Jared Theodorakos, BU, P	Colorado Rockies
50/1460	Ben Himes, TAMU, OF	Philadelphia Phillies
50/1463	Matt Hobbs, MU, P	Kansas City Royals

2003 (51)

Round/Pick	Player, School, Position	Team
1/17	David Murphy, BU, OF	Boston Red Sox
1/33	Omar Quintanilla, UT, SS	Oakland A's
2/58	Scott Baker, OSU, P	Minnesota Twins
2/53	Logan Kensing, TAMU, P	Florida Marlins
2/44	Brian Finch, TAMU, P	Baltimore Orioles
2/47	Scott Beerer, TAMU, P-UT	Colorado Rockies
3/85	Tim Moss, UT, 2B	Philadelphia Phillies
3/92	Dustin Majewski, UT, OF	Philadelphia Phillies
3/77	Aaron Marsden, NU, P	Oakland A's
4/109	Shane Hawk, OSU, P	Colorado Rockies
4/124	Steve White, BU, P	New York Mets
5/147	Trey Webb, BU, SS	New York Yankees
5/140	Justin James, MU, P	Montreal Expos
		Toronto Blue Jays



5/137 Christian Colonel, TTU, IF
 6/164 Eric Sultemeier, UT, OF
 6/161 Cory Patton, TAMU, OF
 7/196 Matt Farnum, TAMU, P
 7/210 Reggie Willits, OU, OF
 8/244 Josh Smith, UT, P
 10/305 Buddy Blair, OU, P
 10/294 Chris Durbin, BU, OF
 10/290 Jayce Tingler, MU, OF
 10/295 Matt Hopper, NU, IB
 12/355 Kyle Parcus, TAMU, P
 12/367 Casey Spanish, KU, P
 12/34 Jeff Leise, NU, OF
 13/392 Eddie Cornejo, OU, 2B
 16/461 Zane Carlson, BU, P
 17/514 David Purcey, OU, P
 17/496 Ian Kinsler, MU, SS
 18/545 Jose Virgil, OSU, OF
 19/574 Jeff Karstens, TTU, P
 19/576 Danny Muegge, UT, P
 21/635 Jason Burch, NU, P
 22/644 Zach Dixon, TAMU, P
 22/664 John Urick, OSU, IB
 23/689 Mark Saccomanno, BU, IB
 24/699 Drew Anderson, NU, OF
 24/716 Kenny Falconer, KU, P
 25/729 Jared Theodorakos, BU, P
 26/779 Robert Ramsey, TAMU, P
 27/802 Dwayne Pollock, TAMU, P
 29/875 Brantley Jordan, UT, P
 31/923 Spencer Wyman, OU, C
 32/965 Derek Roper, MU, P
 33/984 Scooter Jordan, TTU, OF
 35/1045 Jason Pritchard, BU, P
 38/1138 Travis Metcalf, KU, 3B
 43/1276 Joe Weaver, OSU, P
 44/1302 Curtis White, OU, OF
 47/1381 Justin Simmons, UT, P

2004 (48)

Round/Pick	Player, School, Position
1/16	David Purcey, OU, P
1/18	Josh Fields, OSU, 3B
1/31	J.P. Howell, UT, P
1/32	Zach Jackson, TAMU, P
1/40	Huston Street, UT, P
2/57	Curtis Thigpen, UT, C-IB
2/62	Jason Jaramillo, OSU, C
3/87	Danny Hill, MU, P
5/160	Garrett Broshuis, MU, P
6/177	Cory Patton, TAMU, OF
7/217	Jarod McAuliff, OU, P
7/199	Seth Johnston, UT, 2B
7/210	Buck Cody, UT, P
8/231	Mark Roberts, OU, P
8/227	Justin Pekarek, NU, P
10/310	Spencer Grogan, OSU, P
11/325	Josh Haney, TTU, 3B
11/339	Cody Ehlers, MU, IB
11/321	Travis Metcalf, KU, 3B
12/369	Rod Allen, OSU, OF
13/387	Kyle Yates, UT, P
14/424	Ole Sheldon, OU, IB
14/420	Jake Mullinax, NU, 2B
15/438	J.D. Reininger, UT, IF
15/449	Carlos Torres, K-STATE P
15/454	Drew Sutton, BU, SS
18/540	Cameron Blair, TTU, SS
19/556	Josh Brady, TTU, IB-OF
20/606	Trey Taylor, BU, P

Colorado Rockies
 Baltimore Orioles
 San Diego Padres
 Texas Rangers
 Anaheim Angels
 New York Yankees
 St. Louis Cardinals
 Boston Red Sox
 Toronto Blue Jays
 Philadelphia Phillies
 Philadelphia Phillies
 Atlanta Braves
 San Diego Padres
 Oakland A's
 San Diego Padres
 New York Yankees
 Texas Rangers
 St. Louis Cardinals
 New York Yankees
 Arizona Diamondbacks
 St. Louis Cardinals
 Baltimore Orioles
 New York Yankees
 Houston Astros
 Milwaukee Brewers
 Seattle Mariners
 Milwaukee Brewers
 Houston Astros
 Chicago White Sox
 St. Louis Cardinals
 Florida Marlins
 St. Louis Cardinals
 Boston Red Sox
 Philadelphia Phillies
 Minnesota Twins
 Cleveland Indians
 Texas Rangers
 Chicago Cubs

Team
Toronto Blue Jays
Chicago White Sox
Kansas City Royals
Toronto Blue Jays
Oakland Athletics
Toronto Blue Jays
Philadelphia Phillies
Toronto Blue Jays
San Francisco Giants
Toronto Blue Jays
Oakland Athletics
Baltimore Orioles
St. Louis Cardinals
Texas Rangers
Cleveland Indians
San Francisco Giants
Kansas City Royals
New York Yankees
Texas Rangers
New York Yankees
Toronto Blue Jays
Houston Astros
St. Louis Cardinals
Cincinnati Reds
Chicago White Sox
Houston Astros
St. Louis Cardinals
Atlanta Braves
Chicago Cubs

20/598 Mark Alexander, MU, P
 21/628 Justin Simmons, UT, P
 21/630 Mike Sillman, NU, P
 23/695 Matt Goodson, UT, P
 24/706 Jose Delgado, TTU, 2B
 24/727 Dallas Braden, TTU, P
 25/748 Justin Ruggiano, TAMU, OF
 26/766 Dustin Timm, NU, P
 26/776 Erik Schindewolf, TAMU, 2B
 26/784 Jared Brite, K-STATE, P
 27/805 Zane Carlson, BU, P
 27/814 Casey Brown, OU, P
 28/830 Steven Thomas, TTU, P
 29/855 Daniel McCutchen, OU, P
 29/854 Mike Swindell, OU, P
 32/951 Michael Mask, TTU, OF
 35/1037 Ryan Knippschild, KU, P
 44/1304 Phil Shirek, NU, P
 44/1317 Quinton Robertson, NU, P

2005 (46)

Round/Pick	Player, School, Position
1/2	Alex Gordon, NU, 3B
1/21	Cliff Pennington, TAMU, SS
1/43	Mark McCormick, BU, P
2/63	J. Brent Cox, UT, P
3/99	Taylor Teagarden, UT, C
3/84	Brian Duensing, NU, P
3/91	James Boone, MU, OF
4/120	Kevin Whelan, TAMU, P
4/122	Sam LeCure, UT, P
5/158	Seth Johnston, UT, SS
5/169	Zach Kroenke, NU, P
6/181	Cameron Blair, TTU, SS
6/190	Kyle Reynolds, BU, SS
6/197	Tyler Bullock, BU, P
7/229	Garrett Patterson, OU, P
7/206	Robert Ray, TAMU, P
7/220	Trey Taylor, BU, P
9/267	Andrew Johnston, MU, P
9/261	Josh Ford, BU, C
10/310	Joe Simokaitis, NU, SS
12/366	Kyle Marlatt, TAMU, P
12/356	Billy Carnline, TTU, P
12/380	Daniel McCutchen, OU, P
12/367	Mike Zagurski, KU, P
13/399	Doug Mathis, MU,
14/429	Steve Murphy, K-STATE, OF
14/411	Rusty Ryal, OSU, 3B
14/422	Michael Griffin, BU, 2B
15/470	Adam Daniels, OSU, P
15/456	Paul Witt, BU, SS
16/492	Buck Cody, UT, P
18/533	Curtis Ledbetter, NU, IB
19/585	Sean Richardson, KU, C
19/572	Eric Eymann, K-STATE, SS
21/624	Coby Marroulis, TAMU, P
23/684	Brett Jensen, NU, P
23/710	A.J. Van Slyke, KU, OF
24/734	Sean Walker, BU, P
26/784	Thomas Cowley, OSU, P
28/847	Clayton Stewart, UT, P
31/932	Abe Woody, BU, P
32/964	Brent Thomas, TTU, OF
40/1203	DeWayne Carver, OSU, P
47/1406	Gus Milner, KU, OF
48/1442	Cody Fuller, TTU, OF
50/1491	Tyler Gooch, OU, P

Los Angeles Dodgers
 Los Angeles Dodgers
 St. Louis Cardinals
 Boston Red Sox
 St. Louis Cardinals
 Oakland Athletics
 Los Angeles Dodgers
 Atlanta Braves
 Arizona Diamondbacks
 Houston Astros
 Kansas City Royals
 Houston Astros
 Colorado Rockies
 Tampa Bay Devil Rays
 New York Mets
 Texas Rangers
 Cleveland Indians
 Cleveland Indians
 St. Louis Cardinals

Team
Kansas City Royals
Oakland Athletics
St. Louis Cardinals
New York Yankees
Texas Rangers
Minnesota Twins
Pittsburgh Pirates
Detroit Tigers
Cincinnati Reds
San Diego Padres
New York Yankees
Pittsburgh Phillies
Chicago Cubs
Atlanta Braves
New York Yankees
Toronto Blue Jays
Chicago Cubs
Colorado Rockies
Arizona Diamondbacks
Chicago Cubs
Florida Marlins
Toronto Blue Jays
St. Louis Cardinals
Philadelphia Phillies
Texas Rangers
Texas Rangers
Arizona Diamondbacks
Cincinnati Reds
St. Louis Cardinals
Florida Marlins
San Francisco Giants
Seattle Mariners
Minnesota Twins
Cincinnati Reds
Washington Nationals
Washington Nationals
St. Louis Cardinals
Houston Astros
Cleveland Indians
Philadelphia Phillies
Cincinnati Reds
Cleveland Indians
Cleveland Indians
Cleveland Indians
Los Angeles Angels
Philadelphia Phillies

2006 (58)

Round/Pick	Player, School, Position	Team
1/8	Robert Stubbs, UT, CF	Cincinnati Reds
1/11	Maxwell Scherzer, MU, P	Arizona Diamondbacks
1/29	Kyle McCulloch, UT, P	Chicago White Sox
1/41	Joba Chamberlain, NU, P	New York Yankees
3/80	Shelby Ford, OSU, 2B	Pittsburgh Pirates
4/123	Nathaniel Culp, MU, P	San Diego Padres
4/135	Tyler Reves, TTU, C	Chicago White Sox
5/163	Dustin Richardson, TTU, P	Boston Red Sox
5/151	Cory VanAllen, BU, P	Washington Nationals
6/191	Daniel Creps, TAMU, P	Cleveland Indians
6/176	Ryan Rohlinger, OU, SS	San Francisco Giants
6/182	Brae Wright, OSU, P	Milwaukee Brewers
6/186	Jeffrey Christy, MU, C	Minnesota Twins
7/226	Luke Gorsett, NU, OF	St. Louis Cardinals
7/215	Donald Cxyz, KU, P	Florida Marlins
9/276	Sean Land, KU, P	Minnesota Twins
9/281	Jared Geodert, K-STATE, 2B	Cleveland Indians
10/290	Charles Benoit, OSU, P	Pittsburgh Pirates
11/344	Jeffrey Fortenberry, BU, OF	New York Yankees
13/404	Daniel McCutchen, OU, P	New York Yankees
14/412	Brett Jensen, NU, P	Detroit Tigers
14/427	Kenneth Milner, KU, OF	Philadelphia Phillies
14/414	Carson Kainer, UT, OF	Cincinnati Reds
17/505	Anthony Watson, NU, P	Baltimore Orioles
17/515	David Mense, MU, OF	Florida Marlins
17/507	Brett Reynolds, MU, P	Arizona Diamondbacks
18/532	Deik Scram, OSU, OF	Detroit Tigers
18/534	Ryan Wehrle, NU, SS	Cincinnati Reds
18/541	Adam Carr, OSU, P	Washington Nationals
18/544	Ritchie Price, KU, SS	New York Mets
19/586	Brandon Buckman, NU, IB	St. Louis Cardinals
19/581	Joshua Tomlin, TTU, P	Cleveland Indians
20/590	Matt Clarkson, OSU, C	Pittsburgh Pirates
20/595	Zachary Dillon, BU, C	Baltimore Orioles
20/614	Kevin Russo, BU, 2B	New York Yankees
21/619	Joseph Callender, TTU, 2B	Tampa Bay Devil Rays
21/644	Russell Raley, OU, 2B	New York Yankees
24/722	Travis Wendte, MU, P	Milwaukee Brewers
25/758	Aaron Odom, TTU, P	Oakland Athletics
26/787	William Savage, OU, P	Philadelphia Phillies
26/773	Kody Kaiser, OU, 2B	Los Angeles Dodgers
27/817	John Brownell, OU, P	Philadelphia Phillies
29/872	David Newmann, TAMU, P	Milwaukee Brewers
30/907	William Capps, TTU, OF	Philadelphia Phillies
30/916	Jared Schweitzer, KU, 3B	St. Louis Cardinals
32/969	Adam Hale, TAMU, P	Houston Astros
33/982	Kodiak Quick, KU, P	Detroit Tigers
34/1016	Jared Cranston, NU, P	San Francisco Giants
35/1046	Adam Cowart, K-STATE, P	San Francisco Giants
36/1096	Adrian Alaniz, UT, P	St. Louis Cardinals
37/1102	Ryan LaMotta, BU, P	Detroit Tigers
38/1146	Randy Boone, UT, P	Minnesota Twins
39/1184	Kevin Smith, OU, IB	New York Yankees
39/1172	Charles Caufield, OU, OF	Milwaukee Brewers
40/1216	Tyler Mach, OSU, 3B	St. Louis Cardinals
43/1282	Jordan Chambless, TAMU, P	Los Angeles Dodgers
47/1414	Jonathan Pleafka, TTU, P	Los Angeles Angels
49/1469	Ryan Mottern, OU, P	Cleveland Indians

2007 (60)

Round/Pick	Player, School, Position	Team
1/43	Jackson Williams, OU, C	San Francisco Giants
1/52	Matt Mangini, OSU, 3B	Seattle Mariners
1/59	Corey Brown, OSU, OF	Oakland Athletics
3/108	Brandon Hicks, TAMU, SS	Atlanta Braves
4/125	David Newmann, TAMU, LHP	Tampa Bay Devil Rays
4/139	Blake Stouffer, TAMU, 3B/OF	Cincinnati Reds

4/142	Kyle Russell, UT, OF	St. Louis Cardinals
4/154	Brad Suttle, UT, 3B	New York Yankees
4/143	Tyler Mach, OSU, 3B	Philadelphia Phillies
5/165	Joe Dunigan, OU, OF	Seattle Mariners
5/169	Drew Bowman, NU, LHP	Cincinnati Reds
6/188	Matt Foust, NU, RHP	Pittsburgh Pirates
7/224	Kyle Nicholson, TAMU, RHP	San Francisco Giants
7/217	Ty Wright, OSU, OF	Chicago Cubs
7/235	Randy Boone, UT, RHP	Toronto Blue Jays
8/250	Adrian Alaniz, UT, RHP	Washington Nationals
9/278	Tony Watson, NU, LHP	Pittsburgh Pirates
10/313	Evan Frey, MU, OF	Arizona diamondbacks
10/317	Heath Taylor, OU, LHP	Cleveland Indians
12/370	Craig Stinson, TAMU, C	Washington Nationals
12/377	Gary Campfield, TAMU, RHP	Cleveland Indians
13/413	Luke Wertz, NU, RHP	Philadelphia Phillies
13/420	Justin Friend, OSU, RHP	Oakland Athletics
14/427	James Russell, UT, LHP	Chicago Cubs
14/439	Joseph Krebs, UT, LHP	Cincinnati Reds
14/450	Matt Smith, TTU, C	Oakland Athletics
16/494	Steve Ediefsen, NU, RHP	San Francisco Giants
16/487	Zach Ashwood, KU, LHP	Chicago Cubs
17/523	Chance Wheelless, UT, IB	Arizona Diamondbacks
17/527	Miles Morgan, TTU, RHP	Cleveland Indians
18/562	Andrew Brown, NU, OF	St. Louis Cardinals
19/580	Jeff Mandel, BU, RHP	Washington Nationals
19/590	Kyle Murphy, KU, OF	Texas Rangers
19/592	Nick Peoples, UT, 2B	St. Louis Cardinals
20/634	Ryan Wehrle, NU, SS	New York Yankees
21/654	Aaron Reza, OU, SS	Boston Red Sox
21/660	Stephen Porlier, OU, RHP	Oakland Athletics
22/674	Oliver Odle, OSU, RHP	San Francisco Giants
23/719	Charlie Shirek, NU, RHP	Chicago White Sox
24/746	Parker Dalton, TAMU, SS	Los Angeles Dodgers
25/758	Keanon Simon, OSU, OF	Pittsburgh Pirates
26/791	Ben Feltner, TAMU, OF	Milwaukee Brewers
27/734	Brock Bond, MU, 2B	San Francisco Giants
27/827	Daniel Edwards, K-STATE, RHP	Cleveland Indians
29/876	Kyle Martin, TTU, SS	Kansas City Royals
31/956	Colt Hynes, TTU, LHP	San Diego Padres
32/984	Matt Gardner, OSU, RHP	Los Angeles Dodgers
33/995	Preston Clark, UT, C	Chicago Cubs
33/1010	Josh Frische, OSU, P	St. Louis Cardinals
34/1027	Kenn Kasperek, UT, RHP	Washington Nationals
35/1065	Thad Weber, NU, RHP	Cincinnati Reds
36/1085	Martin Beno, OSU, RHP	Washington Nationals
38/1152	Robbie Weinhardt, OSU, RHP	Houston Astros
39/1172	Eli Rumler, K-STATE, SS	Arizona Diamondbacks
40/1196	Aaron Odom, TTU, LHP	Baltimore Orioles
45/1332	Clay Van Hook, UT, 2B	Seattle Mariners
46/1358	Brock Simpson, KU, OF	Cleveland Indians
49/1415	Erik Morrison, KU, SS	Pittsburgh Pirates
50/522	Jordan Chambless, TAMU, RHP	Cincinnati Reds

2008 (56)

Round/Pick	Player, School, Position	Team
1/9	Aaron Crow, MU, RHP	Washington Nationals
3/79	Jordy Mercer, OSU, SS	Pittsburgh Pirates
3/82	Roger Kieschnick, TTU, OF	San Francisco Giants
3/84	Zach Stewart, TTU, RHP	Cincinnati Reds
3/93	Kyle Russell, UT, OF	Los Angeles Dodgers
3/98	Aaron Pribanic, NU, RHP	Seattle Mariners
6/176	Rick Zagone, MU, LHP	Baltimore Orioles
6/188	Jose Duran, TAMU, SS	Milwaukee Brewers
7/210	Jordan Danks, UT, OF	Chicago White Sox
7/221	Luis Flores, OSU, C	Chicago Cubs
7/222	Nate Tenbrink, K-STATE, 3B	Seattle Mariners
8/254	James Leverton, TTU, LHP	Chicago Cubs
8/255	Beamer Weems, BU, SS	San Diego Padres
9/264	Matt Hague, OSU, 3B	Pittsburgh Pirates



9/268 Dan Jennings, NU, LHP
 9/285 Kyle Thebeau, TAMU, RHP
 10/311 Alex Wilson, TAMU, RHP
 10/313 Robbie Weinhardt, OSU, RHP
 10/321 Donnie Webb, OSU, OF
 11/332 Jacob Priday, MU, OF
 11/347 Kyle Walker, UT, LHP
 12/371 Jake Opitz, NU, 2B
 12/372 Kenn Kasperek, UT, RHP
 13/391 Blake Stouffer, TAMU, 2B
 15/448 Johnny Dorn, NU, RHP
 16/493 Thad Weber, NU, RHP
 16/500 Luke Anders, TAMU, IB
 17/569 Mace Thurman, BU, LHP
 19/590 Mitch Abeita, NU, C
 20/613 Ryan Lollis, MU, OF
 22/659 Byron Wiley, K-STATE, OF
 22/663 Trevor Hurley, K-STATE, RHP
 22/670 Dane Carter, TAMU, 3B
 23/697 Brian Ruggiano, TAMU, 2B
 23/703 Mike Gosse, OU, 2B
 25/761 Rebel Ridling, OSU, IB
 25/766 Daniel Edwards, K-STATE, RHP
 27/810 Doug Thennis, TTU, OF
 27/827 Tim Matthews, BU, RHP
 29/874 Justin Murray, K-STATE, RHP
 30/901 Casey Whitmer, UT, RHP
 32/964 Ben Hornbeck, K-STATE, LHP
 32/965 Sam Freeman, KU, LHP
 32/971 Kurt Calvert, MU, OF
 33/987 Ryne Price, KU, OF
 33/1004 Neil Medchill, OSU, OF
 35/1062 Nick Czyz, KU, LHP
 37/1109 Randall Linebaugh, BU, RHP
 37/1112 Kirkland Rivers, TAMU, LHP
 37/1123 Nick Cassavechia, BU, RHP
 38/1152 Andres Esquibel, KU, RHP
 38/1155 Zach Herr, NU, LHP
 42/1266 Riley Boening, UT, LHP
 46/1377 Lee Fischer, MU, SS
 46/1380 Erik Morrison, KU, SS
 48/1425 Owen Brolsma, TTU, RHP

Florida Marlins
 San Diego Padres
 Chicago Cubs
 Detroit Tigers
 Cleveland Indians
 Houston Astros
 Colorado Rockies
 Chicago Cubs
 Seattle Mariners
 Washington Nationals
 Florida Marlins
 Detroit Tigers
 New York Yankees
 Cincinnati Reds
 New York Yankees
 Detroit Tigers
 Cincinnati Reds
 Texas Rangers
 Atlanta Braves
 Los Angeles Dodgers
 Detroit Tigers
 Chicago Cubs
 Philadelphia Phillies
 Chicago White Sox
 Colorado Rockies
 Oakland Athletics
 Washington Nationals
 Oakland Athletics
 St. Louis Cardinals
 Chicago Cubs
 San Francisco Giants
 New York Mets
 Seattle Mariners
 Cincinnati Reds
 Houston Astros
 Detroit Tigers
 Seattle Mariners
 San Diego Padres
 Minnesota Twins
 Chicago White Sox
 Texas Rangers
 Pittsburgh Pirates

12/352 Nathan Karns, TTU, RHP
 12/373 Kyle Colligan, TAMU, OF
 15/456 David Narodowski, KU, INF
 15/471 Mike Nesseseth, NU, RHP
 17/527 Michael Dabbs, OSU, OF
 19/591 Adam Hornung, BU, OF
 20/615 Thomas Keeling, OSU, LHP
 21/638 A.J. Ramos, TTU, RHP
 22/657 Drew Biery, K-STATE, INF
 23/689 Chris Richburg, TTU, IB
 24/733 Jeff Tezak, NU, INF
 25/765 Shaeffer Hall, KU, LHP
 26/785 Antwonie Hubbard, OU, RHP
 26/793 Matt Harugthy, OU, INF
 27/807 Kyle Mach, MU, INF
 30/913 Rob Vaughn, K-STATE, C
 31/935 Rayner Campbell, BU, INF
 32/957 Luke Anders, TAMU, IB
 32/972 Aaron Senne, MU, OF
 34/1023 Dylan Brown, OSU, OF
 341031 Scott Migl, TAMU, RHP
 35/1053 Paul Smyth, KU, RHP
 35/1070 Kevin David, OSU, C
 36/1094 Lance Hoge, K-STATE, LHP
 37/1107 Ryan Lollis, MU, OF
 37/1127 Brodie Greene, TAMU, INF
 38/1155 Adam Bailey, NU, OF
 40/1205 Greg Folgia, MU, INF
 48/1458 Brian Heere, KU, OF

Washington Nationals
 Chicago White Sox
 Arizona Diamondbacks
 Los Angeles Angels
 Philadelphia Phillies
 Los Angeles Angels
 New York Yankees
 Florida Marlins
 San Francisco Giants
 Cincinnati Reds
 Chicago White Sox
 New York Yankees
 Cleveland Indians
 Chicago White Sox
 San Francisco Giants
 Chicago White Sox
 Cleveland Indians
 San Francisco Giants
 Minnesota Twins
 Oakland Athletics
 Houston Astros
 Oakland Athletics
 Chicago Cubs
 New York Mets
 San Francisco Giants
 Philadelphia Phillies
 New York Yankees
 Cleveland Indians
 Boston Red Sox

2009 (53)

Round/Pick **Player, School, Position**
 1/22 Kyle Gibson, MU, RHP
 1/36 Aaron Miller, BU, LHP
 1/42 Garrett Richards, OU, RHP
 2/58 Andrew Oliver, OSU, LHP
 2/77 Alex Wilson, TAMU, RHP
 4/112 A.J. Morris, K-STATE, RHP
 4/124 Andrew Doyle, OU, RHP
 5/143 Tyler Blandford, OSU, RHP
 5/147 Brandon Belt, UT, IB
 5/150 Austin Wood, UT, LHP
 5/157 J.T. Wise, OU, C
 6/173 Shaver Hansen, BU, INF
 6/188 Dustin Dickerson, BU, IB
 6/200 Brooks Raley, TAMU, LHP
 7/210 Jamie Johnson, OU, OF
 8/240 Craig Fritsch, BU, RHP
 9/263 Trevor Coleman, MU, C
 9/266 Robert Anderson, OU, RHP
 9/277 Bryant Hernandez, OU, INF
 9/288 Kendal Volz, BU, RHP
 10/315 Tyler Lyons, OSU, LHP
 11/322 Justin Bloxom, K-STATE, OF
 11/325 Aaron Baker, OU, IB
 11/345 Neil Medchill, OSU, OF

Team
 Minnesota Twins
 Los Angeles Dodgers
 Los Angeles Angels
 Detroit Tigers
 Boston Red Sox
 Washington Nationals
 Texas Rangers
 Seattle Mariners
 San Francisco Giants
 Detroit Tigers
 Los Angeles Dodgers
 Seattle Mariners
 Florida Marlins
 Chicago Cubs
 Detroit Tigers
 Detroit Tigers
 Seattle Mariners
 Arizona Diamondbacks
 Los Angeles Dodgers
 Boston Red Sox
 New York Yankees
 Washington Nationals
 Pittsburgh Pirates
 New York Yankees

2010 (53)

Round/Pick **Player, School, Position**
 1/6 Barret Loux, TAMU, RHP
 1/48 Chance Ruffin, UT, RHP
 2/57 Brandon Workman, UT, RHP
 2/76 Chad Bettis, TTU, RHP
 3/105 Carter Jurica, K-STATE, SS
 3/108 Cameron Rupp, UT, C
 4/123 Bobby Doran, TTU, RHP
 4/127 Brodie Greene, TAMU, OF
 4/133 Cole Green, UT, RHP
 6/185 Tony Thompson, KU, 3B
 6/196 Brett Nicholas, MU, C
 7/206 Kevin Keyes, UT, OF
 8/239 Michael Mariot, NU, RHP
 9/289 Tyler Lyons, OSU, LHP
 10/317 Aaron Senne, MU, IB
 13/401 Robby Price, KU, 2B
 14/436 Nick Tepesch, MU, RHP
 14/437 Danny Black, OU, 2B
 14/438 Raynor Campbell, BU, INF
 16/485 Ryan Hughes, NU, LHP
 16/501 Craig Fritsch, BU, RHP
 17/527 Zach Neal, OU, RHP
 17/531 Michael Nesseseth, NU, RHP
 18/549 Thomas Keeling, OSU, LHP
 18/550 Brooks Pinckard, BU, RHP
 18/556 Garrett Buechele, OU, 3B
 19/569 Kevin David, OSU, C
 20/618 Brett Bochy, KU, RHP
 21/626 Connor Rowe, UT, OF
 21/629 Michael Liberto, MU, SS
 22/656 Cameron Selik, KU, RHP
 22/661 Jeremy Erben, OU, RHP
 22/665 Michael Strong, OSU, LHP
 22/693 Adam Bailey, NU, OF
 24/716 Russell Moldenhauer, UT, DH
 24/733 Tyler Clark, MU, RHP
 24/737 Greg Gline, BU, C
 24/743 Sean Yost, NU, RHP

Team
 Arizona Diamondbacks
 Detroit Tigers
 Boston Red Sox
 Colorado Rockies
 San Francisco Giants
 Philadelphia Phillies
 Houston Astros
 Cincinnati Reds
 Detroit Tigers
 Oakland Athletics
 Texas Rangers
 Washington Nationals
 Kansas City Royals
 St. Louis Cardinals
 Florida Marlins
 Tampa Bay Rays
 Texas Rangers
 Florida Marlins
 San Francisco Giants
 Oakland Athletics
 Philadelphia Phillies
 Florida Marlins
 Philadelphia Phillies
 Milwaukee Brewers
 Chicago Cubs
 Texas Rangers
 Kansas City Royals
 San Francisco Giants
 Washington Nationals
 Kansas City Royals
 Washington Nationals
 Arizona Diamondbacks
 Oakland Athletics
 Houston Astros
 Washington Nationals
 Detroit Tigers
 Florida Marlins
 Boston Red Sox

26/786 Jay Johnson, TTU, LHP
 27/822 Nick Fleece, TAMU, RHP
 27/824 Willie Kempf, BU, RHP
 27/843 Jason Chowning, OU, RHP
 29/877 Adam Muenster, K-STATE, 3B
 30/922 Shawn Tolleson, BU, RHP
 31/926 Jeremy Mayo, TTU, C
 31/933 Travis Blankenship, KU, LHP
 34/1028 Dusty Harvard, OSU, OF
 41/1230 Brian Heere, KU, OF
 42/1268 Brett Bruening, TTU, RHP
 43/1291 Tom Belza, OSU, 2B
 43/1315 Kyle Hunter, K-STATE, LHP
 47/1417 Tant Shepherd, UT, IB
 50/1505 T.J. Walz, KU, RHP

Toronto Blue Jays
 Seattle Mariners
 Atlanta Braves
 Houston Astros
 Cincinnati Reds
 Los Angeles Dodgers
 Washington Nationals
 Houston Astros
 Chicago White Sox
 Cleveland Indians
 Chicago White Sox
 Arizona Diamondbacks
 New York Yankees
 Cincinnati Reds
 Oakland Athletics

46/1407 Elliot Blair, OU, OF
 46/1409 Conner Mach, MU, 3B
 47/1420 Zach Hardoin, MU, LHP
 50/1506 Kash Kalkowski, NU, RHP

San Francisco Giants
 New York Yankees
 Houston Astros
 Kansas City Royals

2011 (56)

Round/Pick	Player, School, Position
1/12	Taylor Jungmann, UT, RHP
2/88	Sam Stafford, UT, LHP
3/101	Logan Verrett, BU, RHP
3/108	John Stilson, TAMU, RHP
4/124	Evan Marshall, K-STATE, RHP
4/137	Jason King, K-STATE, INF
4/151	Cody Asche, NU, 3B
5/167	Brandon Loy, UT, SS
5/177	Chris Marlowe, OSU, RHP
7/230	Nick Martini, K-STATE, OF
7/235	James Allen, K-STATE, RHP
9/284	Tyler Ogle, OU, C
9/288	Ross Stripling, TAMU, RHP
9/295	Cole Green, UT, RHP
10/311	Mike Strong, OSU, LHP
10/325	Brooks Pinckard, BU, RHP
11/360	Cameron Seitzer, OU, IB
12/387	Kelby Tomlinson, TTU, SS
13/415	Nick Fleece, TAMU, RHP
13/421	Colton Murray, KU, RHP
14/441	Mark Ginther, OSU, 3B
14/443	Burch Smith, OU, RHP
14/447	Garrett Buechele, OU, 3B
15/460	Zach Johnson, OSU, IB
15/466	T.J. Walz, KU, RHP
17/533	Matt Stites, MU, RHP
21/639	Andrew McKirahan, UT, LHP
24/732	Williams Shepherd, UT, IB
25/779	Adam Smith, TAMU, RHP
25/781	Ryan Duke, OU, RHP
26/792	Casey Hauptman, NU, RHP
26/811	Michael Rocha, OU, RHP
28/850	Jordan John, OU, LHP
30/921	Brandon Parrent, TAMU, LHP
31/933	Kyle Hunter, K-STATE, LHP
31/943	Kenny Jackson, TAMU, 3B
31/957	Phil McCormick, MU, LHP
33/1002	Tyson Seng, OU, RHP
33/1016	Nick Popescu, TTU, 3B
34/1025	Zachary Fowler, TTU, LHP
36/1090	Kevin Gonzalez, TAMU, C
37/1120	Steve Martin, TAMU, RHP
37/1124	Reid Redman, TTU, 3B
37/1140	Tanner Poppe, KU, RHP
38/1150	Brad Propst, OSU, RHP
38/1154	Devin Shines, OSU, OF
39/1174	Chris Ellison, OU, OF
41/1233	Bobby Shore, OU, RHP
41/1261	Kevin Dicharry, UT, RHP
43/1321	Stayton Thomas, UT, RHP
44/1335	Jesse Ware, BU, 2B
45/1380	Kevin Lussion, UT, C

Team
Milwaukee Brewers
New York Yankees
New York Mets
Toronto Blue Jays
Arizona Diamondbacks
Detroit Tigers
Philadelphia Phillies
Detroit Tigers
San Francisco Giants
St. Louis Cardinals
Cincinnati Reds
Los Angeles Dodgers
Colorado Rockies
Cincinnati Reds
Milwaukee Brewers
Cincinnati Reds
Tampa Bay Rays
San Francisco Giants
Cincinnati Reds
Philadelphia Phillies
Chicago White Sox
San Diego Padres
San Francisco Giants
Houston Astros
Oakland Athletics
San Diego Padres
Chicago Cubs
New York Mets
New York Yankees
Philadelphia Phillies
New York Mets
Philadelphia Phillies
Houston Astros
Chicago White Sox
Seattle Mariners
Florida Marlins
San Francisco Giants
New York Mets
Atlanta Braves
Baltimore Orioles
Houston Astros
Houston Astros
Los Angeles Dodgers
New York Yankees
Houston Astros
Los Angeles Dodgers
Arizona Diamondbacks
Seattle Mariners
Philadelphia Phillies
Tampa Bay Rays
Los Angeles Angels
Tampa Bay Rays

2012 (46)

Round/Pick	Player, School, Position
1/9	Andrew Heaney, OSU, LHP
1/15	Tyler Naquin, TAMU, OF
1/19	Michael Wacha, TAMU, RHP
1/45	Barrett Barnes, TTU, OF
4/138	Steven Okert, OU, LHP
5/169	Max Muncy, BU, IB
5/176	Ross Stripling, TAMU, RHP
5/179	Blake Brown, MU, OF
5/185	Damien Magnifico, OU, RHP
6/214	Jordan John, OU, LHP
7/248	Hoby Milner, UT, LHP
8/278	Josh Ludy, BU, C
9/281	Jamodrick McGruder, TTU, 2B
11/353	Logan Vick, BU, OF
11/357	Jonathan Walsh, UT, OF
13/426	Sam Stafford, UT, LHP
14/439	Shane Broyles, TTU, RHP
15/476	Duke von Schamann, TTU, RHP
16/514	Josh Turley, BU, LHP
20/629	Eric Garcia, MU, SS
20/633	Jacob House, TAMU, IB
20/637	Mikey Reynolds, TAMU, SS
21/640	Bo Altobelli, TTU, C
21/658	Ben Turner, MU, C
23/722	Reid Redman, TTU, 2B
23/724	Drew Harrison, OU, RHP
24/737	Matt Juengel, TAMU, 3B
24/739	Kayvon Bahramzadeh, K-STATE, RHP
24/744	Kevin Dicharry, UT, RHP
24/753	Mark Ginther, OSU, 3B
25/776	Daniel Coulombe, TTU, LHP
27/821	Blake Holovach, MU, LHP
27/824	Tyler Bremer, BU, RHP
27/837	Wade Hinkle, K-STATE, IB
28/864	Hunter Bailey, OSU, SS
28/865	Dan Klein, K-STATE, C
29/887	Blake Barnes, OSU, RHP
29/897	Caleb Bushyhead, OU, SS
30/909	John Neely, TTU, RHP
30/918	Trent Blank, BU, RHP
30/921	Jake Brown, K-STATE, SS
30/933	Chase Stevens, OSU, RHP
31/941	Rusty Shellhorn, TTU, LHP
34/1035	Kyle Ottoson, OSU, LHP
35/1071	Kyle Martin, TAMU, RHP
40/1222	Rafael Pineda, TAMU, RHP

Team
Miami Marlins
Cleveland Indians
St. Louis Cardinals
Pittsburgh Pirates
San Francisco Giants
Oakland Athletics
Los Angeles Dodgers
Atlanta Braves
Milwaukee Brewers
Detroit Tigers
Philadelphia Phillies
Philadelphia Phillies
Seattle Mariners
Cleveland Indians
Los Angeles Angels
Texas Rangers
Colorado Rockies
Los Angeles Dodgers
Detroit Tigers
Atlanta Braves
Arizona Diamondbacks
New York Yankees
Minnesota Twins
San Francisco Giants
Tampa Bay Rays
Detroit Tigers
Miami Marlins
Oakland Athletics
Washington Nationals
Arizona Diamondbacks
Los Angeles Dodgers
Seattle Mariners
Chicago Cubs
Los Angeles Angels
Washington Nationals
Toronto Bluejays
Miami Marlins
Los Angeles Angels
Houston Astros
Colorado Rockies
Chicago White Sox
Arizona Diamondbacks
Seattle Mariners
San Diego Padres
Chicago White Sox
Cincinnati Reds

2013 (38)

Round/Pick	Player, School, Position
1/3	Jonathan Gray, OU, RHP
1/31	Jason Hursh, OSU, RHP
Comp/39	Corey Knebel, UT, RHP
2/63	Dillon Overton, OU, LHP
4/123	Andrew Mitchell, TCU, RHP
5/138	Trey Masek, TTU, RHP
5/146	Jared King, K-STATE, OF
7/206	Matt Oberste, OU, IB
10/291	Ross Kivett, K-STATE, 2B
11/329	Erich Weiss, UT, 3B
12/349	Billy Waltrip, OU, LHP
12/362	Trevor Seidenberger, TCU, LHP
15/453	Andre Wheeler, TTU, LHP
16/467	Dillon Newman, BU, RHP

Team
Colorado Rockies
Atlanta Braves
Detroit Tigers
Oakland A's
Chicago White Sox
Chicago Cubs
New York Mets
New York Mets
Cleveland Indians
Pittsburgh Pirates
Colorado Rockies
Milwaukee Brewers
Chicago White Sox
Houston Astros



16/471	Mark Payton, UT, OF
17/517	Cal Towey, BU, 3B
18/531	Paul Hendrix, TCU, SS
18/532	Max Garner, BU, RHP
21/624	Shane Conlon, K-STATE, IB
21/644	Ethan Carnes, OU, LHP
22/664	Jake Fisher, OU, LHP
23/679	Jerad McCrummen, TTU, RHP
23/690	Randy McCurry, OSU, SS
23/695	Alex DeLeon, KU, C
23/699	Stefan Crichton, TCU, RHP
24/707	Nathan Thornhill, UT, RHP
24/713	Jantzen Witte, TCU, 3B
26/784	Thomas Taylor, KU, RHP
27/810	Jake Miller, BU, SS
28/834	Kevin Kuntz, KU, SS
28/844	Crayton Bare, BU, LHP
29/882	Ryan Tuntland, WVU, 3B
31/932	Tanner Poppe, KU, RHP
33/991	Harrison Musgrave, WVU, LHP
33/995	Nicholas Frey, TCU, RHP
34/1018	Sean Carley, WVU, RHP
36/1074	Ryan McBroom, WVU, IB
39/1161	Frank Duncan, KU, RHP

2014 (42)

Round/Pick	Player, School, Position
1/17	Brandon Finnegan, TCU, LHP
5/156	Wes Benjamin, KU, LHP
6/167	Chris Sadberry, TTU, LHP
6/170	John Curtiss, UT, RHP
6/187	Mac James, OU, C
9/190	Ross Kivett, K-STATE, OF
7/206	Mitch Meyer, K-STATE, OF
7/212	Mark Payton, UT, OF
8/226	Bobby Boyd, WVU, OF
8/233	Harrison Musgrave, WVU, LHP
8/249	Hunter Redman, TTU, C
9/269	Jordan Kipper, TCU, RHP
10/287	Dillon Peters, UT, LHP
11/318	Zach Fish, OSU, OF
11/325	Connor Buchmann, OU, RHP
11/331	John Means, WVU, LHP
13/382	Nathan Thornhill, UT, RHP
13/398	Austin Fisher, K-STATE, SS
13/401	Frank Duncan, KU, RHP
14/420	Kevin Cron, TCU, IB
14/422	Sean Carley, WVU, RHP
15/441	Lukas Schiraldi, UT, RHP
15/444	Ryan McBroom, WVU, OF
19/580	Parker French, UT, RHP
21/623	Josh Michalec, BU, RHP
21/642	Tim Proudfoot, TTU, SS
22/672	Brendan McCurry, OSU, RHP
23/703	Tanner Krietemeier, OSU, IB
24/706	Vince Wheeland, OSU, RHP
24/708	Michael Suiter, KU, OF
25/754	Kyle Bacak, TCU, C
26/791	Jerrick Suiter, TCU, OF
28/839	Jordan Piche, KU, RHP
28/852	Corey Walter, WVU, RHP
30/895	Tucker Tharp, KU, OF
32/946	Robert Kahana, KU, RHP
32/948	Adam Choplick, OU, LHP
33/1000	Jon Perrin, OSU, RHP
33/1005	Dominic Moreno, TTU, RHP
37/1124	Hector Lorenzana, OU, SS
38/1130	Brett Doe, BU, C
38/1148	Cody Jones, TCU, OF

Cleveland Indians
Los Angeles Angels of Anaheim
Cleveland Indians
Miami Marlins
Kansas City Royals
New York Yankees
Los Angeles Dodgers
Colorado Rockies
Arizona Diamondbacks
St. Louis Cardinals
Baltimore Orioles
Houston Astros
Boston Red Sox
Los Angeles Dodgers
Arizona Diamondbacks
Kansas City Royals
Los Angeles Dodgers
San Francisco Giants
Milwaukee Brewers
Philadelphia Phillies
St. Louis Cardinals
San Diego Padres
Kansas City Royals
Cleveland Indians

Team
Kansas City Royals
Texas Rangers
Miami Marlins
Minnesota Twins
Tampa Bay Rays
Detroit Tigers
Milwaukee Brewers
New York Yankees
Houston Astros
Colorado Rockies
Los Angeles Dodgers
Los Angeles Angels
Miami Marlins
Chicago White Sox
New York Mets
Baltimore Orioles
Philadelphia Phillies
Cleveland Indians
Pittsburgh Pirates
Arizona Diamondbacks
New York Yankees
Seattle Mariners
Toronto Bluejays
Detroit Tigers
Colorado Rockies
Oakland A's
Oakland A's
Atlanta Braves
Houston Astros
Chicago White Sox
Washington Nationals
Pittsburgh Pirates
Los Angeles Angels
Oakland A's
New York Mets
Houston Astros
Chicago White Sox
Detroit Tigers
St. Louis Cardinals
Boston Red Sox
Minnesota Twins
Cleveland Indians

DRAFT PICKS BY YEAR

1997	37
1998	43
1999	40
2000	40
2001	36
2002	51
2003	51
2004	48
2005	46
2006	58
2007	60
2008	56
2009	53
2010	53
2011	56
2012	46
2013	38
2014	42
TOTAL	854

**FIRST-ROUND PICKS [36]**

1/2	Alex Gordon, NU, 3B, Kansas City Royals, 2005
1/3	Jonathan Gray, OU, RHP, Colorado Rockies, 2013
1/31	Jason Hursh, OSU, RHP, Atlanta Braves, 2013
1/6	Barret Loux, TAMU, RHP, Arizona Diamondbacks, 2010
1/8	Drew Stubbs, UT, CF, Cincinnati Reds, 2006
1/9	Andrew Heaney, OSU, LHP, Miami Marlins, 2012
1/9	Aaron Crow, MU, RHP, Washington Nationals, 2008
1/11	Max Scherzer, MU, P, Arizona Diamondbacks, 2006
1/12	Taylor Jungmann, UT, RHP, Milwaukee Brewers, 2011
1/14	Beau Hale, UT, P, Baltimore Orioles, 2000
1/15	Tyler Naquin, TAMU, OF, Cleveland Indians, 2012
1/16	Kip Wells, BU, P, Chicago White Sox, 1998
1/16	Jason Jennings, BU, P-DH, Colorado Rockies, 1999
1/16	David Purcey, OU, P, Toronto Blue Jays, 2004
1/17	David Murphy, BU, OF, Boston Red Sox, 2003
1/18	Josh Fields, OSU, 3B, Chicago White Sox, 2004
1/19	Michael Wacha, TAMU, RHP, St. Louis Cardinals, 2012
1/21	Jason Tyner, TAMU, OF, New York Mets, 1998
1/21	Cliff Pennington, TAMU, SS, Oakland Athletics, 2005
1/22	Kyle Gibson, MU, RHP, Minnesota Twins, 2009
1/29	Kyle McCulloch, UT, P, Chicago White Sox, 2006
1/30	Chance Caple, TAMU, P, St. Louis Cardinals, 1999

BIG 12 BASEBALL COMMUNICATIONS DIRECTORY



BIG 12 CONFERENCE

400 East John Carpenter Freeway • Irving, Texas • 75062 • (469) 524-1000 • Big12Sports.com • @Big12Conference
 Bob Burda, Associate Commissioner - Communications • Rob Carolla, Director of Communications • Laura Rasmussen, Director of Social Media
 Joni Lehmann, Associate Director of Communications • Kiron Andersen, Digital Media Coordinator • Wendell Barnhouse, Big 12 Correspondent
 Zach Gourley, Will Hancock Communications Assistant • Mark Jezek, Will Hancock Communications Assistant • Jason Angoy, Digital Assistant



BAYLOR

1500 South University
 Parks Drive
 Waco, Texas 76706
 254 / 710-2743
baylorbears.com
 Nick Joos,
 Executive Associate
 Athletic Director
 Heath Nielsen,
 Associate Athletics Director
 Julie Bennett,
 Assistant Athletics Director
 David Kaye, Associate Director
 Sean Doerre, Assistant Director
 Zach Peters, Assistant Director
zach_peters@baylor.edu
 Kyle Roberts,
 Assistant Director
 Kellen Coleman,
 Coordinator of
 Strategic Messaging

KANSAS

1651 Naismith Drive
 Lawrence, Kansas 66045
 785 / 864-3417
kuathletics.com
 Todd Kober,
 Executive Associate
 Athletic Director
 Chris Theisen,
 Assistant Athletic Director
 Katy Lonergan, Director
 Alissa Bauer,
 Assistant Director
 D.J. Haurin,
 Assistant Director
dhaurin@ku.edu
 Theresa Kurtz,
 Assistant Director
 Brad Gilbert,
 Assistant Director
 Kyle Babson,
 Strategic Communications
 Kevin McCarty, Web Designer
 Jackie Berra, Graphic Designer

KANSAS STATE

1800 College Avenue,
 West Stadium Center
 Bramlage Coliseum
 Manhattan, Kansas 66502
 785 / 532-6735
k-statesports.com
 Kenny Lannou,
 Assistant Athletic Director
 Tom Gilbert,
 Associate Director
 Randy Peterson,
 Assistant Director
 Ryan Lackey,
 Assistant Director
 Chris Kutz,
 Assistant Director
ckutz@kstatesports.com

OKLAHOMA

McClendon Center
 180 W. Brooks; Suite 2525
 Norman, Oklahoma 73019
 405 / 325-8231
soonersports.com
 Pete Moris,
 Assistant Athletics Director
 Mike Houck, Director
 Liz Smith,
 Associate Director
 Karl Anderson,
 Assistant Director
 Makayla Hipke,
 Assistant Director
 Brendan Flynn,
 Assistant Director
brendan.flynn@ou.edu
 Debbie Copp,
 Director of Publications

OKLAHOMA STATE

220 Athletics Center
 Stillwater, Oklahoma 74078
 405 / 744-7714
okstate.com
 Gavin Lang,
 Associate Athletic Director
 Ryan Cameron,
 Assistant Director
 Wade McWhorter,
 Assistant Director
wade.mcwhorter@okstate.edu
 Sean Maguire,
 Assistant Director
 Greg Bartlett, Web Designer
 Jordan Smith, Graphic Designer



TCU

2900 Stadium Drive
 Fort Worth, Texas 76129
 817 / 257-7969
gofrogs.com
 Mark Cohen,
 Assistant Athletics Director
 Matt Hoover, Assistant Director
 Brandie Davidson,
 Assistant Director
b.i.davidson@tcu.edu
 Abby Norman,
 Assistant Director
 Kyle Seay, Assistant Director

TEXAS

2139 San Jacinto Blvd.
 NEZ 7th Floor
 Austin, Texas 78712
 512 / 471-6036
texassports.com
 Nick Voinis,
 Senior Associate
 Athletics Director
 John Bianco,
 Associate Athletics Director
 Scott McConnell,
 Assistant Athletics Director
 Thomas Stepp,
 Associate Director
 Susie Epp, Assistant Director
 Joe Hernandez,
 Associate Director
 Travis Feldhaus,
 Assistant Director
 Brian Karst, Assistant Director
 Justin Moore,
 Assistant Director
justin.moore@utexas.edu
 Shawn Nestor,
 Assistant Director
 David Wiechmann,
 Assistant Director

TEXAS TECH

Athletic Communications
 Box 43021
 Lubbock, Texas 79409
 806 / 742-2770
texastech.com
 Blayne Beal,
 Associate Athletic Director
 Travis Cram,
 Director of Multimedia
 Trenten Hilburn,
 Associate Director
 Scott Lacefield,
 Associate Director
scott.lacefield@ttu.edu
 Blake Zimmerman,
 Assistant Director
 Matt Dowdy,
 Assistant Director
 Courtney Davis,
 Assistant Director

WEST VIRGINIA

3450 Monongahela Blvd.
 217 Coliseum
 PO Box 0877
 Morgantown, WV 26506
 304 / 293-2821
wvusports.com
 Michael Fragale,
 Associate Athletic Director
 Bryan Messerly,
 Assistant Director
 Mike Montoro,
 Director/Football
 John Antonik,
 Director/Digital Media
 Russell Luna, Associate Director
 Ashley Bailey, Assistant Director
 Grant Dovey,
 Assistant Director
Grant.Dovey@mail.wvu.edu
 Shannon McNamara,
 Assistant Director
 Joe Swan,
 Director/Publications
 Kristin Coldsnow, Multimedia
 Specialist